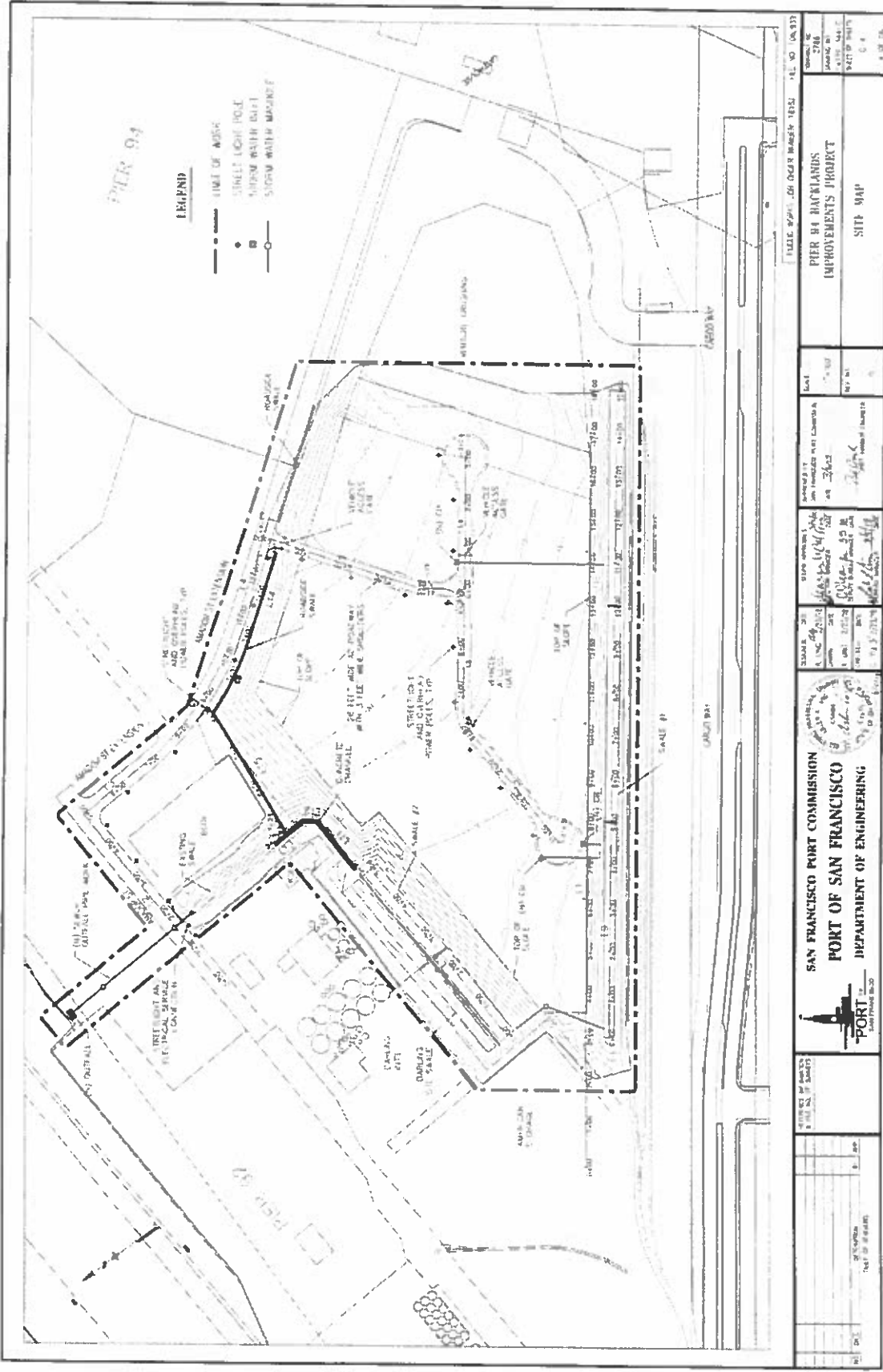


Attachment "A" AREA OF WORK LOCATION MAP



SHEET NO. 04 OF 04 DATE: 04/11/2011 SCALE: 1" = 100'		FILE NO. (A-33)	
PROJECT: PIER 94 IMPROVEMENTS PROJECT		SHEET NO. 04 OF 04	
DRAWN BY: [Signature]		CHECKED BY: [Signature]	
DESIGNED BY: [Signature]		APPROVED BY: [Signature]	
SAN FRANCISCO PORT COMMISSION PORT OF SAN FRANCISCO DEPARTMENT OF ENGINEERING		SAN FRANCISCO PORT COMMISSION PORT OF SAN FRANCISCO DEPARTMENT OF ENGINEERING	
TITLE: PIER 94 IMPROVEMENTS PROJECT		SHEET NO. 04 OF 04	



Attachment "B"

B I D T A B U L A T I O N

BID OPENING DATE		04/17/2018; PIER 1, SAN FRANCISCO	
CONTRACT NUMBER		2786	
PROJECT NAME			
PIER 94 BACKLANDS IMPROVEMENT			
ALTERNATE PRIORITIES:			
A1			
LBE GOAL:	20%	TOTAL NUMBER OF CALENDAR DAYS:	150
NUMBER OF BIDDERS:	04	ENGINEER'S ESTIMATE:	\$7,000,000
		ANNOUNCED CONSTRUCTION ESTIMATE BUDGET:	\$7,000,000
		APPARENT LOW TOTAL BID PRICE:	(APPARENT LOW BASE BID ONLY) \$6,712,203

BIDDER ID #	01	02	03	04
BID ITEM #	INTERSTATE GRADING & PAVING INC. 128 SO. MAPLE AVE. SOUTH SAN FRANCISCO, CA 94080 H. MICHAEL PARIANI, PRESIDENT 650-952-7333 TINA@IGPINC.COM	GORDON N. BALL, INC. 333 CAMILLE AVENUE ALAMO, CA 94507 HAL STOBER, PRESIDENT 925-838-5675 ESTIMATING@BALLCONCO.COM M	LONEROCK, INC. 70 DOMANI IRVINE, CA 92618 DRAGAN MARJANOVIC, PRESIDENT 949-310-0804 DRAGAN@LONEROCKINC.COM	HOSELEY CORPORATION PIER 96F, ADMIN BUILDING, SUITE 200 SAN FRANCISCO, CA 94124 RALPH HOSELEY, PRESIDENT 415-404-8997 ESTIMATING@HOSELEY.COM
1	\$31,500.00	\$19,350.00	\$9,000.00	\$90.00
2	\$6,750.00	\$900.00	\$9,000.00	\$28,440.00
3	\$17,500.00	\$19,500.00	\$18,750.00	\$250.00
4	\$13,750.00	\$2,500.00	\$18,750.00	\$24,750.00
5	\$45,000.00	\$100,000.00	\$50,000.00	\$310,000.00
6	\$570,000.00	\$265,000.00	\$25,000.00	\$470,000.00
7	\$1,904,000.00	\$1,568,000.00	\$2,240,000.00	\$1,008,000.00
8	\$744,800.00	\$392,000.00	\$1,764,000.00	\$392,000.00
9	\$243,960.00	\$304,950.00	\$304,950.00	\$294,785.00
10	\$239,800.00	\$174,400.00	\$327,000.00	\$196,200.00
11	\$28,896.00	\$24,080.00	\$9,030.00	\$42,140.00
12	\$55,968.00	\$87,450.00	\$55,968.00	\$104,940.00

13	\$252,000.00	\$262,500.00	\$297,500.00	\$164,500.00
14	\$33,000.00	\$15,000.00	\$15,000.00	\$45,000.00
15	\$6,500.00	\$2,000.00	\$5,000.00	\$8,000.00
16	\$10,000.00	\$10,000.00	\$10,000.00	\$10,000.00
17	\$100,000.00	\$200,000.00	\$100,000.00	\$250,000.00
18	\$126,000.00	\$120,000.00	\$30,000.00	\$126,000.00
19	\$120,480.00	\$125,500.00	\$125,500.00	\$110,440.00
20	\$109,760.00	\$117,600.00	\$112,000.00	\$98,560.00
21	\$42,300.00	\$42,300.00	\$28,200.00	\$37,130.00
22	\$128,400.00	\$113,420.00	\$107,000.00	\$113,420.00
23	\$61,100.00	\$65,800.00	\$70,500.00	\$54,520.00
24	\$33,000.00	\$30,000.00	\$15,000.00	\$36,000.00
25	\$9,000.00	\$8,000.00	\$1,500.00	\$10,000.00
26	\$11,000.00	\$20,000.00	\$7,500.00	\$18,000.00
27	\$6,000.00	\$5,000.00	\$17,500.00	\$7,500.00
28	\$1,800.00	\$9,000.00	\$15,000.00	\$9,900.00
29	\$28,000.00	\$30,000.00	\$5,000.00	\$26,000.00
30	\$60,000.00	\$60,000.00	\$60,000.00	\$60,000.00
31	\$9,000.00	\$9,000.00	\$9,000.00	\$9,000.00
32	\$650,000.00	\$450,000.00	\$570,000.00	\$420,000.00
33	\$430,000.00	\$435,000.00	\$20,000.00	\$450,000.00
34	\$112,050.00	\$87,750.00	\$135,000.00	\$162,000.00
35	\$28,251.00	\$18,834.00	\$56,502.00	\$23,542.50
36	\$16,950.60	\$15,067.20	\$18,834.00	\$16,950.60
37	\$122,476.40	\$153,095.50	\$91,857.30	\$122,476.40
38	\$1,102,287.60	\$1,102,287.60	\$612,382.00	\$1,071,668.50
39	\$6,000.00	\$15,000.00	\$5,000.00	\$50,000.00
40	\$15,000.00	\$15,000.00	\$15,000.00	\$15,000.00
41	\$332,000.00	(1)\$340,000.00	\$350,000.00	\$315,000.00
Base Bid Total	\$7,864,279.60	\$6,835,284.30	\$7,737,223.30	\$6,712,203.00
Alternate A1	\$218,280.00	\$250,380.00	\$107,000.00	\$256,800
APPARENT BID RANK	4	2	3	1

(1) - Mobilization amount exceeded 5% of the sum of Bid Items No. 1 through 15, 17 through 29, and 32 through 39.




SCHEDULE OF BID PRICES

Bid Item No.	Bid Item Description	Estimated Quantity	Unit*	Unit Price	Extension
1	Transportation Of Non-RCRA Hazardous Waste To Class I Disposal Facilities	90	CY	\$ _____	\$ _____
2	Handling And Disposal Of Non-RCRA Hazardous Waste To Class I Disposal Facilities	90	CY	\$ _____	\$ _____
3	Transportation Of Non-RCRA Hazardous Wastes To Class II or Class III Disposal Facilities	250	CY	\$ _____	\$ _____
4	Handling, And Disposal Of Non-RCRA Hazardous Wastes To Class II or Class III Disposal Facilities	250	CY	\$ _____	\$ _____
5	Demolition	1	LS	\$ _____	\$ _____
6	Clearing and Grubbing	1	LS	\$ _____	\$ _____
7	Earthwork - Excavation	112,000	CY	\$ _____	\$ _____
8	Earthwork - Embankment	98,000	CY	\$ _____	\$ _____
9	Hot Mix Asphalt Concrete (Type A ½-Inch Maximum with Medium Grading)	2,033	TON	\$ _____	\$ _____



Bid Item No.	Bid Item Description	Estimated Quantity	Unit*	Unit Price	Extension
10	Class II Aggregate Base	4,360	CY	\$ _____	\$ _____
11	Geogrid	6,020	SY	\$ _____	\$ _____
12	Hydroseeding with Jute Netting	17,490	SY	\$ _____	\$ _____
13	Topsoil	3,500	CY	\$ _____	\$ _____
14	Vehicle Access Gates	3	EA	\$ _____	\$ _____
15	Reinforced Concrete Apron	1	LS	\$ _____	\$ _____
16	Transportation and Disposal of Unsuitable Soil	1	AL	\$10,000	\$10,000
17	Trench And Excavation Support Work For Drainage Work	1	LS	\$ _____	\$ _____
18	Concrete Manhole For 27-Inch To 48-Inch Diameter Sewers With Frame And Cover Per SFDPW Standard Plan 87,182	3	EA	\$ _____	\$ _____
19	14-Inch Diameter Nominal Size SDR-17 HDPE On Crushed Rock Encasement and Wrapped in Geotextile Fabric	502	LF	\$ _____	\$ _____
20	30-Inch Diameter Nominal Size SDR-17 HDPE On Crushed Rock Encasement and Wrapped in Geotextile Fabric	224	LF	\$ _____	\$ _____
21	36-inch Diameter Nominal Size SDR-17 HDPE With Crushed Rock Encasement and Wrapped in Geotextile Fabric	47	LF	\$ _____	\$ _____
22	Slip-Line 32-Inch Diameter Nominal Size SDR 17 HDPE Inside 36-Inch Diameter CMP	214	LF	\$ _____	\$ _____
23	36 -Inch Diameter RCP Sewer on Crushed Rock Bedding Wrapped in Geotextile Fabric	94	LF	\$ _____	\$ _____

Bid Item No.	Bid Item Description	Estimated Quantity	Unit*	Unit Price	Extension
24	36"x36" Concrete Storm Water Inlet With New Frame and Grating and Cast Iron Water Trap	3	EA	\$ _____	\$ _____
25	Post-Construction Television Inspection Of Newly Constructed Storm Drain	1	LS	\$ _____	\$ _____
26	Furnish And Install Slotted Inlet With Base Plate	1	EA	\$ _____	\$ _____
27	Furnish and Install Removable Rat Guard For HDPE Storm Drain Pipe	5	EA	\$ _____	\$ _____
28	Earthen Check Dam	30	CY	\$ _____	\$ _____
29	Furnish and Install Duckbill Check Valve	1	EA	\$ _____	\$ _____
30	Contingency Allowance To Perform Cleaning of 36-Inch Diameter CMP Including Transportation And Disposal of Removed Materials	1	AL	\$60,000	\$60,000
31	Contingency Allowance To Perform Necessary Work Due To Unforeseen Conditions Related to Drainage Work	1	AL	\$9,000	\$9,000
32	Electrical Work	1	LS	\$ _____	\$ _____
33	Concrete Headwall	1	LS	\$ _____	\$ _____
34	Concrete Channel	270	LF	\$ _____	\$ _____
35	40-mil. LDPE Geomembrane	18,834	SF	\$ _____	\$ _____
36	12 oz. Geotextile Fabric	37,668	SF	\$ _____	\$ _____
37	Mirafi 170N Filter Fabric	306,191	SF	\$ _____	\$ _____
38	Landfill Cap – Import Soil Cap	306,191	SF	\$ _____	\$ _____

Bid Item No.	Bid Item Description	Estimated Quantity	Unit*	Unit Price	Extension
 39	Plant Establishment	1	LS	\$ _____	\$ _____
 40	Partnering Allowance	1	AL	\$15,000	\$15,000
 41	Mobilization Lump Sum (Maximum 5% of the sum of Bid Items 1 through 15, 17 through 29, and 32 through 39).	1	LS	\$ _____	\$ _____
TOTAL BASE BID PRICE				\$ _____	

*Note: LS = Lump Sum; EA= Each; LF = Linear Feet; SF = Square Feet; SY = Square Yard; CY = Cubic Yards; AL = Allowance

ADDITIVE ALTERNATE BID PRICES

Alternate Bid Item No.	Alternate Bid Item Description	Estimated Quantity	Unit*	Unit Price	Extension
A1	DEDUCTIVE: 32-Inch Diameter Nominal Size SDR 17 HDPE By Pipe Bursting Method Or By A Trenchless Method As Approved By City Representative In Lieu of Base Bid Item No. 22	214	LF	\$ _____	\$ _____

SUBCONTRACTOR LIST
<INTERSTATE GRADING & PAVING INC.>

BIDDER ID NO.	NAME AND LOCATION	CERTIFIED LBE	DESCRIPTION OF PORTION OF WORK SUBCONTRACTED	AMOUNT
01	PISOR FENCE CITRUS HEIGHTS	NO	FENCING	\$31,200
01	PHEONIX ELECTRIC SAN FRANCISCO	NO	ELECTRIC	\$570,000
01	FONTENAY ENGINEERING SAN FRANCISCO	YES, OBE	UNDERGROUND	\$1,381,000
01	MARINA LANDSCAPE LODI	NOT MARKED	LANDSCAPE	\$55,093.50
01	TEAM NORTH SAN FRANCISCO	YES, WBE	TRUCKING PARTIAL	\$805,000
TOTAL 01				\$2,842,293.50

SUBCONTRACTOR LIST FOR ALTERNATE WORK
<INTERSTATE GRADING & PAVING INC.>

BIDDER ID NO.	NAME AND LOCATION	CERTIFIED LBE	DESCRIPTION OF PORTION OF WORK SUBCONTRACTED	AMOUNT
01	NONE			
TOTAL 01				\$ 0.00

SUBCONTRACTOR LIST
<GORDON N. BALL, INC.>

BIDDER ID NO.	NAME AND LOCATION	CERTIFIED LBE	DESCRIPTION OF PORTION OF WORK SUBCONTRACTED	AMOUNT
02	HOTLINE CONSTRUCTION BRENTWOOD, CA	NO	ELECTRICAL	\$463,537
02	OLIVEIRA FENCE SANTA CLARA, CA	NO	FENCE	\$23,225
02	FONTENAY ENGINEERING SAN FRANCISCO, CA	YES, OBE	UNDERGROUND	\$1,162,900
02	HOSELEY CORPORATION SAN FRANCISCO, CA	YES, OBE	GRADING PARTIAL	\$548,800
02	TEAM NORTH CONSTRUCTION SERVICES SAN FRANCISCO, CA	YES, WBE	SWEEPER	\$30,000
02	MARINA LANDSCAPE LODI, CA	NO	EROSION CONTROL	\$55,093.50
TOTAL 02				\$2,283,555.50

SUBCONTRACTOR LIST FOR ALTERNATE WORK
<GORDON N. BALL, INC.>

BIDDER ID NO.	NAME AND LOCATION	CERTIFIED LBE	DESCRIPTION OF PORTION OF WORK SUBCONTRACTED	AMOUNT
02	FONTENAY ENGINEERING SAN FRANCISCO, CA	YES, OBE	UNDERGROUND	\$218,280
TOTAL 02				\$218,280.00

SUBCONTRACTOR LIST
<LONEROCK INC.>

BIDDER ID NO.	NAME AND LOCATION	CERTIFIED LBE	DESCRIPTION OF PORTION OF WORK SUBCONTRACTED	AMOUNT
03	MARINA LANDSCAPE INC. 11535 N. DAVID ROAD LODI, CA 95242	NO	12. HYDROSEED W/ JUTE NETTING	\$56,000
03	PHEONIX ELECTRIC COMPANY 1350 VAN DYKE AVE. SAN FRANCISCO, CA	NO	32. ELECTRICAL WORK	\$570,000
03	TEAM NORTH CONSTRUCTION 150 EXECUTIVE PARK #3150 SAN FRANCISCO, CA	YES, SMALL LBE	WATER TRUCK OR DUMP IF NECESSARY	AMOUNT NOT SPECIFIED
03	BAY CITIES PAVING AND GRADING 1450 CIVIC CT. B#400 CONCORD, CA 94520	NO	9. HOT MIX ASPHALT CONCRETE	\$304,950
TOTAL 03				\$930,950.00

SUBCONTRACTOR LIST FOR ALTERNATE WORK
<LONEROCK INC.>

BIDDER ID NO.	NAME AND LOCATION	CERTIFIED LBE	DESCRIPTION OF PORTION OF WORK SUBCONTRACTED	AMOUNT
03	NONE.			
TOTAL 03				\$ 0.00

SUBCONTRACTOR LIST
<HOSELEY CORPORATION>

BIDDER ID NO.	NAME AND LOCATION	CERTIFIED LBE	DESCRIPTION OF PORTION OF WORK SUBCONTRACTED	AMOUNT
04	HOTLINE ELECTRIC 9020 BRENTWOOD BLVD, SUITE 4 BRENTWOOD, CA 94513	NO	ELECTRICAL	\$410,117
04	FONTENOY ENGINEERING INC. 3401 CESAR CHAVEZ STREET, SUITE B SAN FRANCISCO, CA 94110	YES, OBE	WET UTILITIES	\$1,162,900
04	R&S CONSTRUCTION 1555 BURKE AVE., UNIT 1 SAN FRANCISCO, CA 94124	YES, OBE	APRON AND CONCRETE CHANNEL	\$152,500
04	ESQUIVEZ GRADING & PAVING 918 INGERSON AVE. SAN FRANCISCO, CA 94124	YES, MBE, SMALL LBE	AC PAVING	\$294,686
04	TEAM NORTH 150 EXECUTIVE PARK BLVD, SUITE 3150 SAN FRANCISCO, CA 94134	YES, WBE, SMALL LBE	WATER TRUCK AND STREET SWEEPING	\$293,300
04	GORDON N. BALL 333 CAMILLE AVE. ALAMO, CA 94507	NO	CLEARING & GRUBBING (P), DEMO (P), EARTHWORK (P), HYDROSEED	\$296,870
TOTAL 04				\$2,610,373.00

SUBCONTRACTOR LIST FOR ALTERNATE WORK
<HOSELEY CORPORATION>

BIDDER ID NO.	NAME AND LOCATION	CERTIFIED LBE	DESCRIPTION OF PORTION OF WORK SUBCONTRACTED	AMOUNT
04	FONTENOY ENGINEERING INC. 3401 CESAR CHAVEZ STREET, SUITE B SAN FRANCISCO, CA 94110	YES, MICRO LBE	PIPE BURSTING	\$218,280
TOTAL 04				\$218,280.00

Attachment "C"
CMD Review Memorandum



Mark E. Farrell, Mayor
 Naomi M. Kelly, City Administrator

**GENERAL SERVICES AGENCY
 CONTRACT MONITORING DIVISION**



Romulus Asenloo, Director

Date: April 27, 2018
To: Kenneth Chu, Port Of San Francisco
 Tim Leung, Port of San Francisco
From: Finbarr Jewell, CMD
Subject: Contract Award: Contract # 2786, Backlands Improvement Project

The Contract Monitoring Division ("CMD") reviewed four bids submitted for the above-referenced project and determined responsiveness to Chapter 14B pre-award requirements Below is a summary of CMD's review.

LBE Bid Discount

Due to the dollar value of the engineer's estimate, a 10% bid discount does apply.

The City received the following bids:

Bidder	Base Bid	LBE Bid Discount	Adjusted Bid
Hoseley Corporation	\$6,712,203	10%	\$6,040,983
Gordan N, Ball, INC.	\$6,835,284	0%	\$6,835,284
Lonerock, INC.	\$7,737,223	0%	\$7,737,223
Interstate Paving	\$7,864,279	0%	\$7,864,279

Hoseley Corporation submitted a base bid of \$6,712,203 met the 20% subcontractor participation requirement by listing the following firms:

Subcontractor	Scope of Work Listed	Status	Listed Amount	Amount Credited	Participation (based on credited amount)
Fontenoy Engineering,	Wet Utilities	LBE	\$1,162,900	\$1,162,900	17.25%



**GENERAL SERVICES AGENCY
CONTRACT MONITORING DIVISION**



Mark E. Farrell, Mayor
Naomi M. Kelly, City Administrator

Romulus Aserloo, Director

INC.					
Subcontractor	Scope of Work Listed	Status	Listed Amount	Amount Credited	Participation (based on credited amount)
R & S Construction	Apron Concrete Channel	LBE	\$152,500	\$152,500	2.27%
Esquivel Paving & Grading	Paving	LBE	\$294,686	\$294,686	4.40%
Team North	Water Truck & Street Sweeper Service	LBE	\$296,870	\$296,870	4.42%
Total			\$1,906,956	\$1,906,951	28.34%

Based on the preceding, CMD has determined Hoseley Corporation is the lowest responsive bidder and complied with the Chapter 14B pre-award requirements. Hoseley Corporation not only met the LBE requirement but committed to 28.34% of all work to be performed by LBEs.

CMD requires the contractor to agree to ONLY use the City's FSP system when invoicing for work performed. Should the Port have any questions, or if we can be of further assistance, please contact CMD at (415) 274 0511.


Finbarr Jewell
Contract Compliance Officer
Contract Monitoring Division