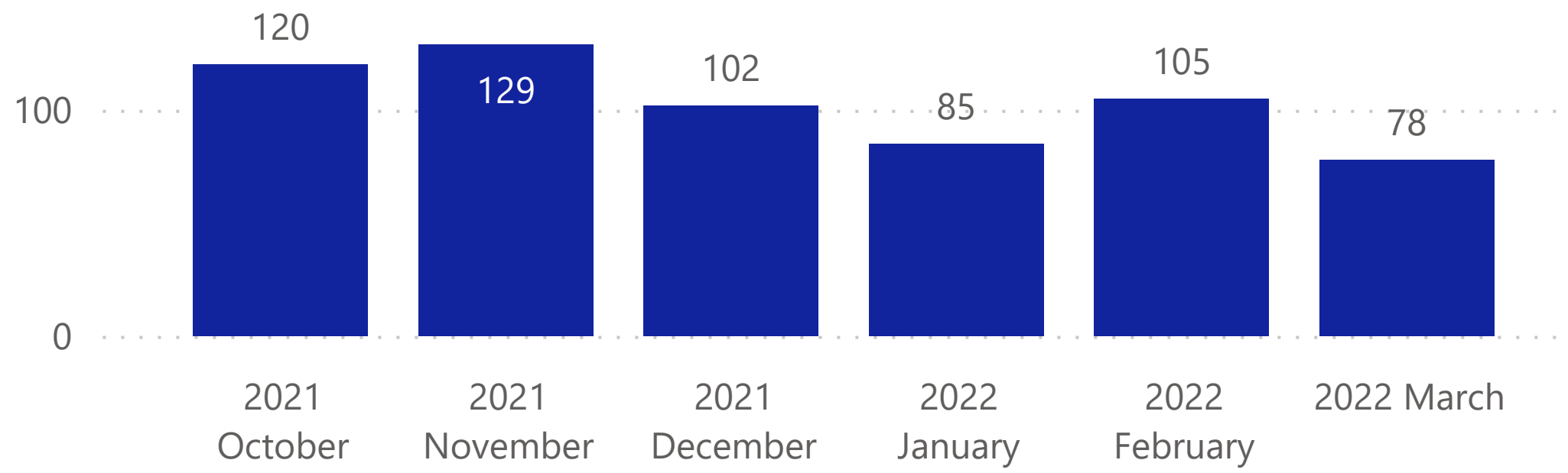


Police Incidents within the Safety Zone

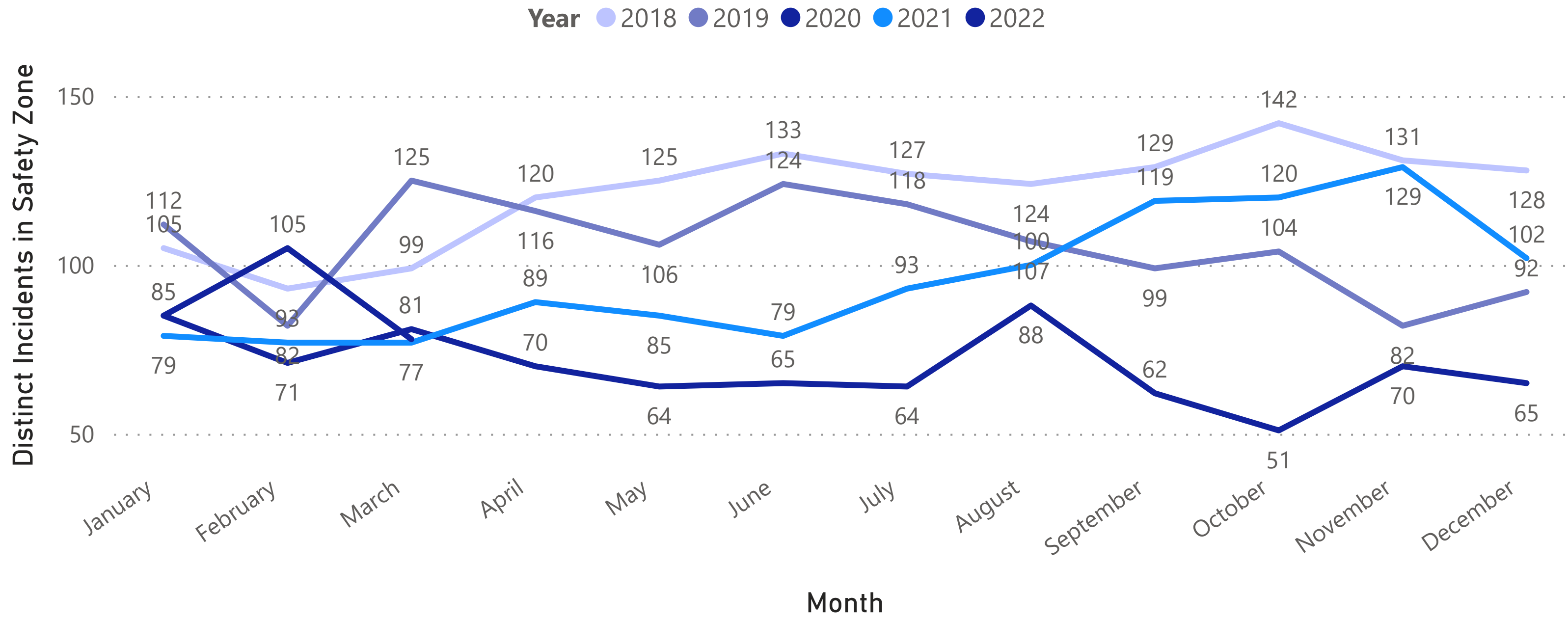
The data shown below is public police incident data from the Open Data Portal here: <https://data.sfgov.org/Public-Safety/Police-Department-Incident-Reports-2018-to-Present/wg3w-h783>. Incidents within the Safety Zone (shown at the right) are presented below.

Note: Data was last updated on 4/15/2022, and data is only shown through the last complete month. Counts for previous months may increase in future reporting, as additional incidents may be added to the database.

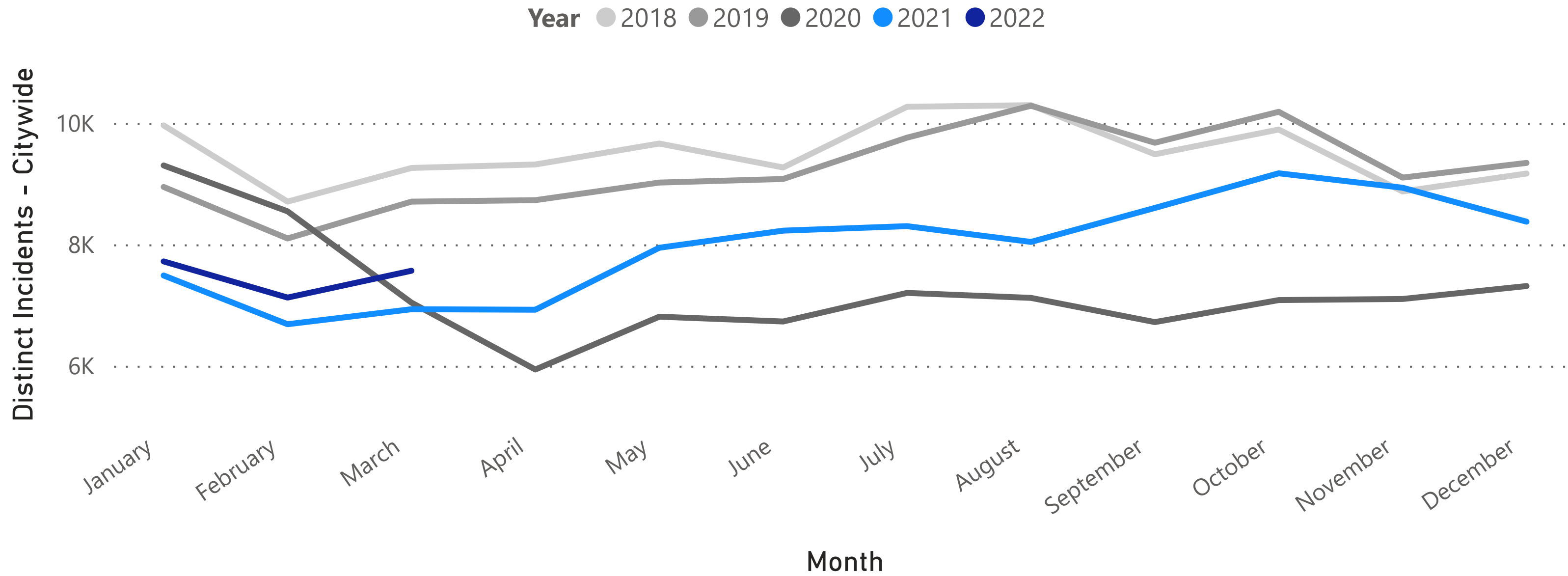
Distinct Incidents in Safety Zone in Last Six Months



Distinct Incidents in Safety Zone by Month and Year

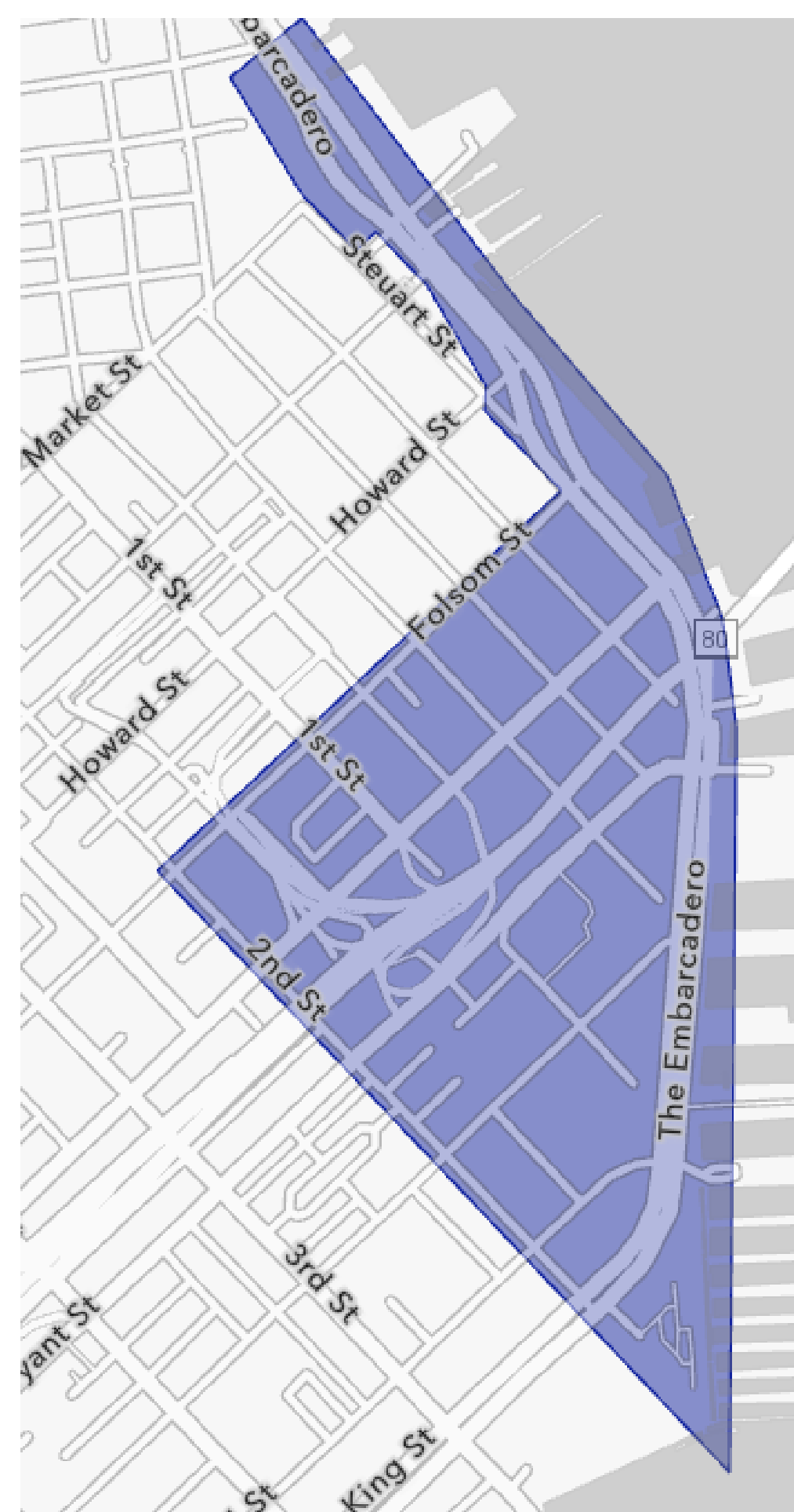


Distinct Incidents - Citywide by Month and Year



Police Incidents in March 2022

Incident Category	Distinct Incidents in Safety Zone	Distinct Incidents - Citywide
Larceny Theft	38	2,797
Motor Vehicle Theft	6	607
Malicious Mischief	5	694
Non-Criminal	5	546
Assault	4	580
Burglary	4	530
Lost Property	3	240
Other Miscellaneous	3	570
Recovered Vehicle	3	503
Suspicious Occ	3	210
Fraud	2	197
Miscellaneous Investigation	2	119
Other	2	83
Missing Person	1	155
Other Offenses	1	90
Stolen Property	1	63
Vandalism	1	20
Warrant	1	206
		11
Arson		32
Case Closure		10
Courtesy Report		26
Disorderly Conduct		151
Drug Offense		144
Drug Violation		4
Embezzlement		9
Fire Report		19
Forgery And Counterfeiting		13
Gambling		1
Homicide		1
Offences Against The Family And Children		124
Prostitution		2
Robbery		188
Sex Offense		6
Suicide		4
Traffic Collision		21
Traffic Violation Arrest		58
Vehicle Impounded		6
Vehicle Misplaced		3
Weapons Carrying Etc		47
Weapons Offense		79
Total	78	7,565



Additional notes: Data provided are distinct incident report counts for the timeframe and geography requested, as aggregated through the publically available incident reports dataset housed by DataSF (link below.) This dataset applies a geo-anonymization technique that places all incidents at a nearest intersection, therefore additional incidents from up to 1 block outside of the noted geographic boundaries may be included in this data. Certain confidential incident reports (for example, restraining order violations, child abuse, and others) may not be included in the data set to protect victims from re-identification. Juvenile data is not included in this dataset per W&I Code Sec 827. Further dataset documentation can be found here: <https://bit.ly/2x7Ta2P>

Data Source: <https://data.sfgov.org/Public-Safety/Police-Department-Incident-Reports-2018-to-Present/wg3w-h783>