



DEPARTMENT OF
HOMELESSNESS AND
SUPPORTIVE HOUSING

Shelter Reinflation & Expansion

Embarcadero SAFE Navigation Center Community Advisory Group | October 26, 2022





DEPARTMENT OF
HOMELESSNESS AND
SUPPORTIVE HOUSING

Shelter Reinflation & Expansion

Learn: hsh.sfgov.org | Like: @SanFrancisoHSH | Follow: @SF_HSH

Shelter Expansion

- As part of the Mayor's Homelessness Recovery Plan, HSH committed to operating 2,100 shelter beds for adults and youth.
 - As of June 2022, **1,613 active beds**.
 - As of October 2022, **2,350 active beds** (112% towards goal of 2,100)
- Since July 2022, HSH has opened **two new** shelters that build on the lessons learned during COVID-19 and will offer non and semi-congregate shelter.
 - **Baldwin SAFE Navigation Center**: 180 units of non-congregate shelter
 - **711 Post**: 250 semi-congregate beds.
- HSH continues to **re-open** some shelter programs that were temporarily closed during the pandemic and **re-inflate** Navigation Centers.

Project Profile: 711 Post Semi-Congregate Shelter

- Former youth hostel that provides mix of **semi-congregate** units so people can move inside together.
- Opened **July 2022**.
- Capacity of **250 guests**.



711 Post Shelter
Photo Credit: SF Examiner

Navigation Center Reinflation

- HSH is working with Navigation Center providers citywide to add **411 beds** across the portfolio in alignment with public health guidance.
- As of September 30, 2022, the majority of beds have been added, with the remainder anticipated to be online by the end of the calendar year.
- The exception is **Embarcadero SAFE Navigation Center** which will reinflate in two phases.
 - **Phase 1:** Increased pre-COVID capacity of **120 beds** by August 31, 2022.
 - **Phase 2:** Gradually add remaining **80 beds** as supplies become available through early 2023.

Housing Expansion

- As part of the [Mayor's Homelessness Recovery Plan](#), City committed to purchase or lease 1,500 new units of Permanent Supportive Housing by June 30, 2022.
 - As of June 2022, nearly **doubled** this goal with **2,918 new units** active or under contract.
- Since July 2020, the City has leveraged local and state funding to acquire **8 new** Permanent Supportive Housing sites with nearly **1,000 units** for **Families, Transitional Aged Youth** and **Adults**.
 - HSH received State funding for all **6 applications** submitted under the 2020 and 2021 **Project Homekey** Grant Program.

Homekey Project Profile: City Gardens

- **Newly constructed** apartment building, ideal facilities for serving families exiting homelessness.
 - 200 units with 618 rooms.
- **\$147.5 million** acquisition cost made possible by **\$48.8 million** Homekey capital award.
- Large contribution towards **expansion** of family PSH and **significant progress** towards ending family homelessness.



City Gardens (333 12th Street)

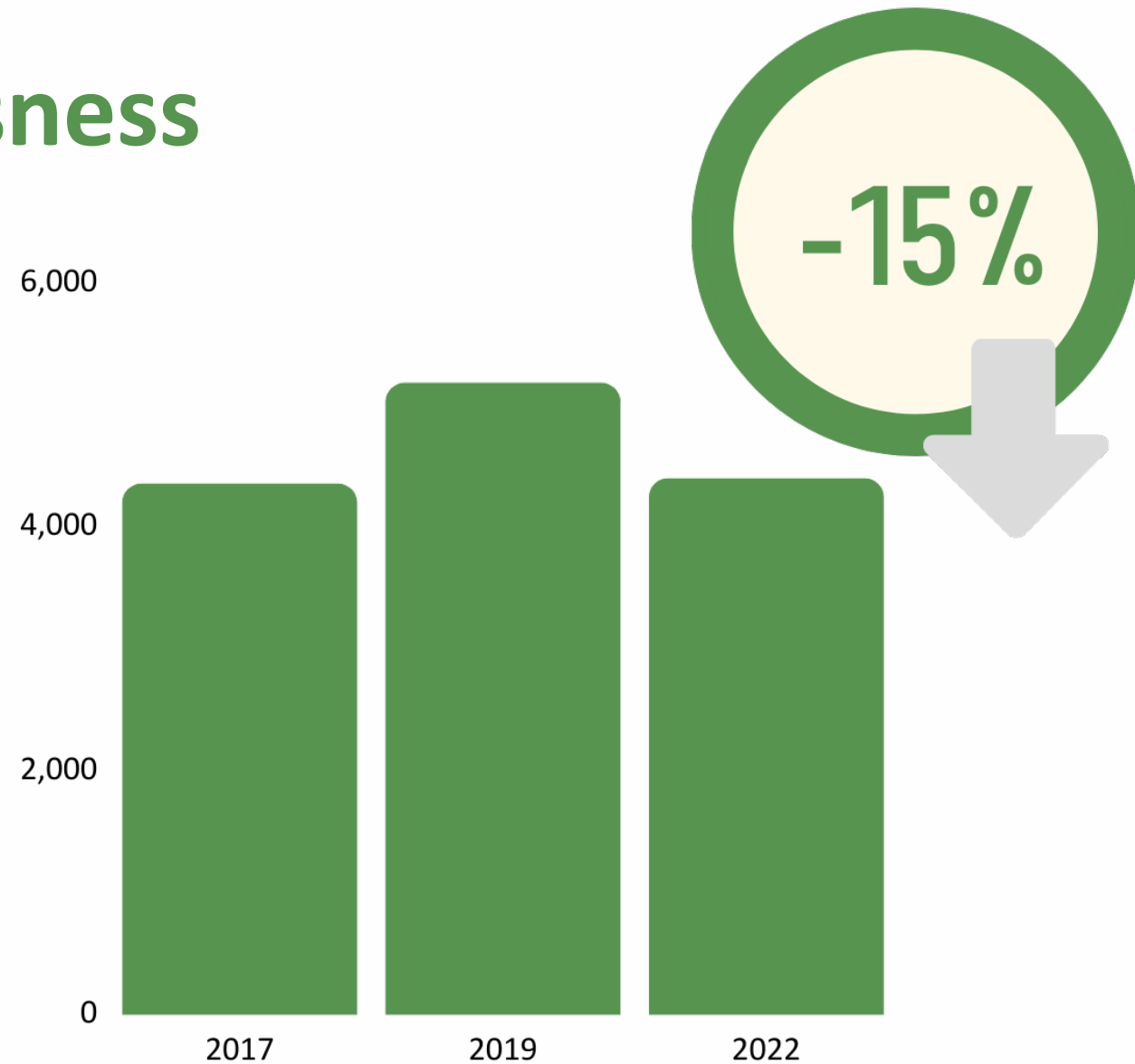


DEPARTMENT OF
HOMELESSNESS AND
SUPPORTIVE HOUSING

2022 Point in Time Count

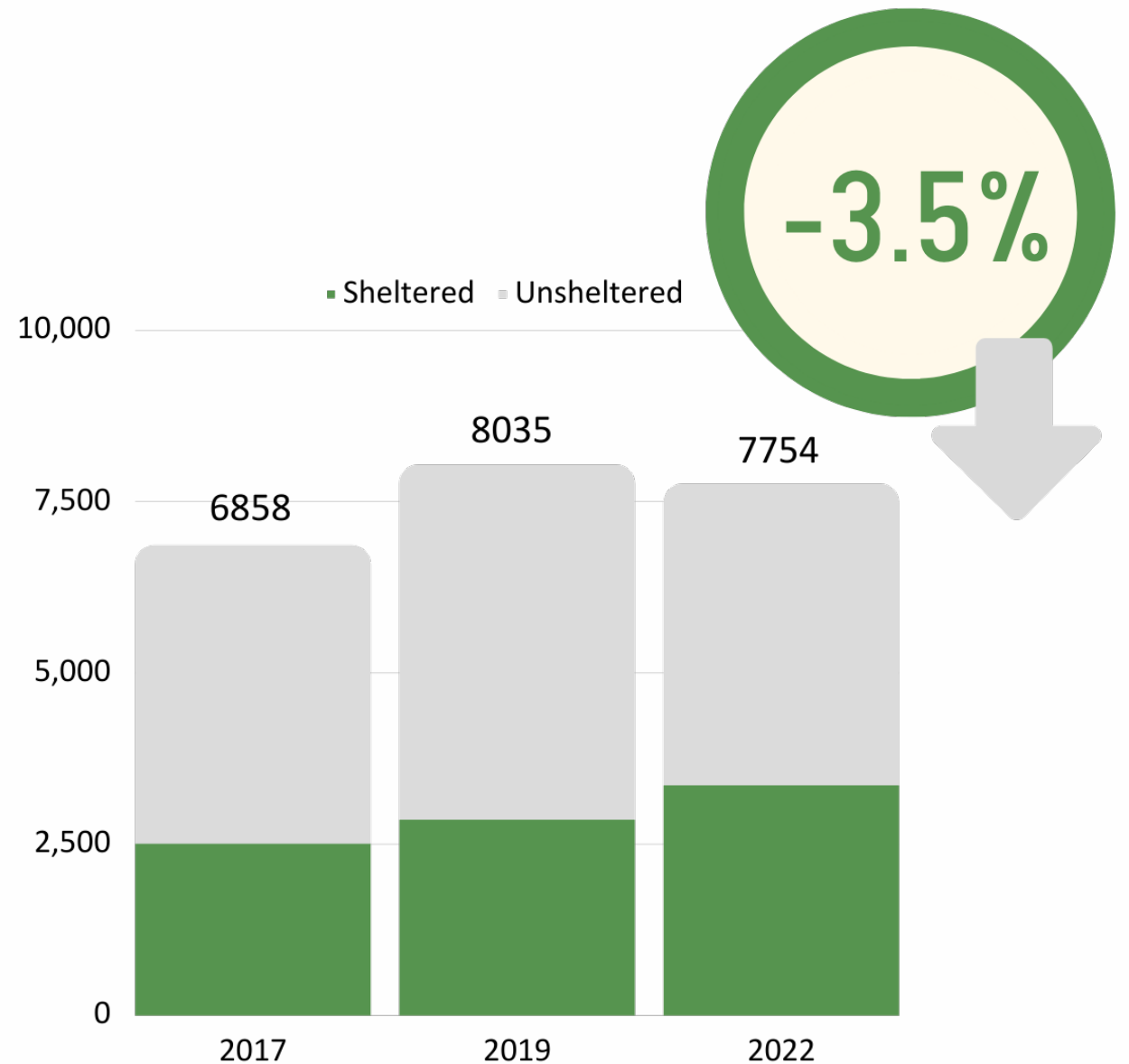
Unsheltered Homelessness

- 4,397 people were unsheltered on the night of the PIT, representing a **15% decrease** since 2019.
- The decrease corresponds with a significant increase in housing and shelter resources.



Total Homelessness

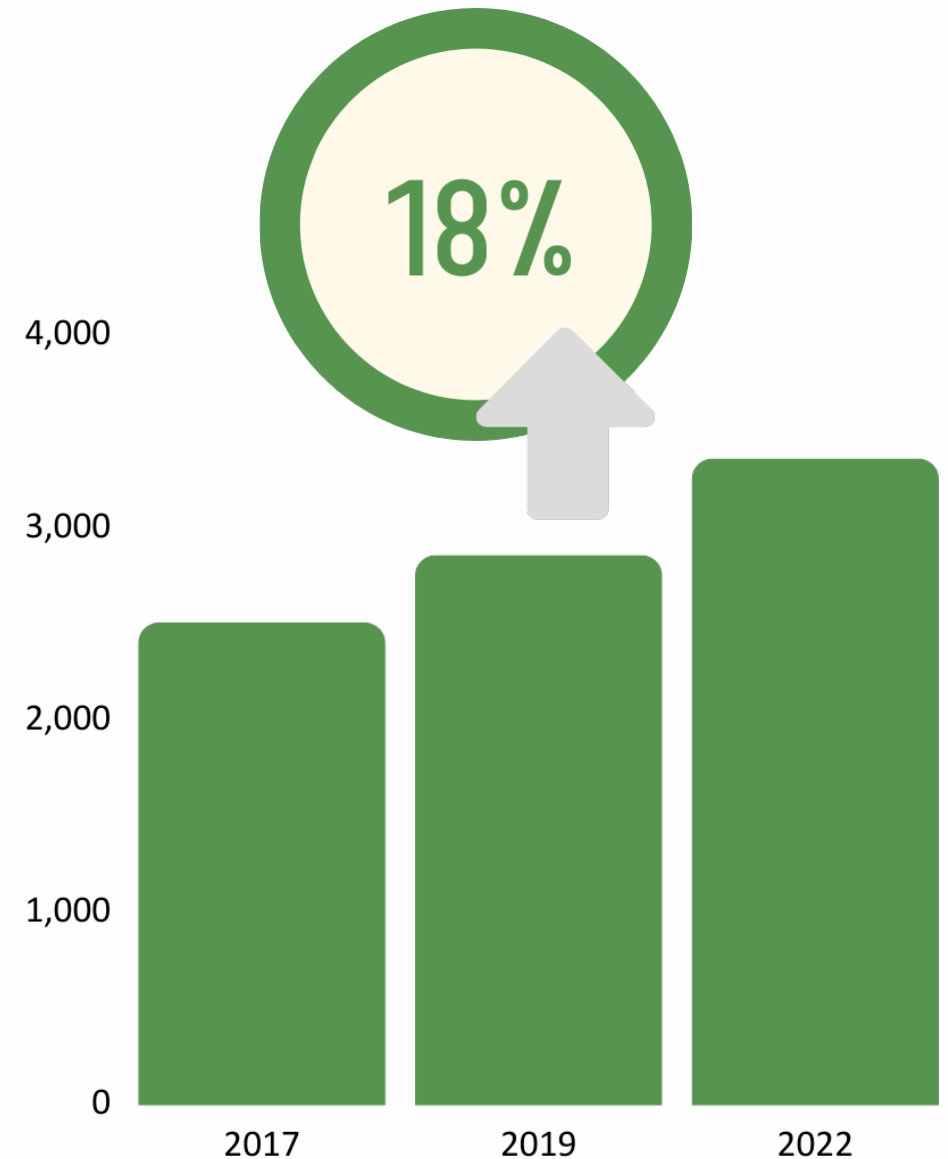
- Total homelessness (sheltered + unsheltered) **decreased by 3.5%** since 2019 from 8,035 to 7,754.
- This represents a 9% reduction in homeless households.*



*Households include families with children and adult couples

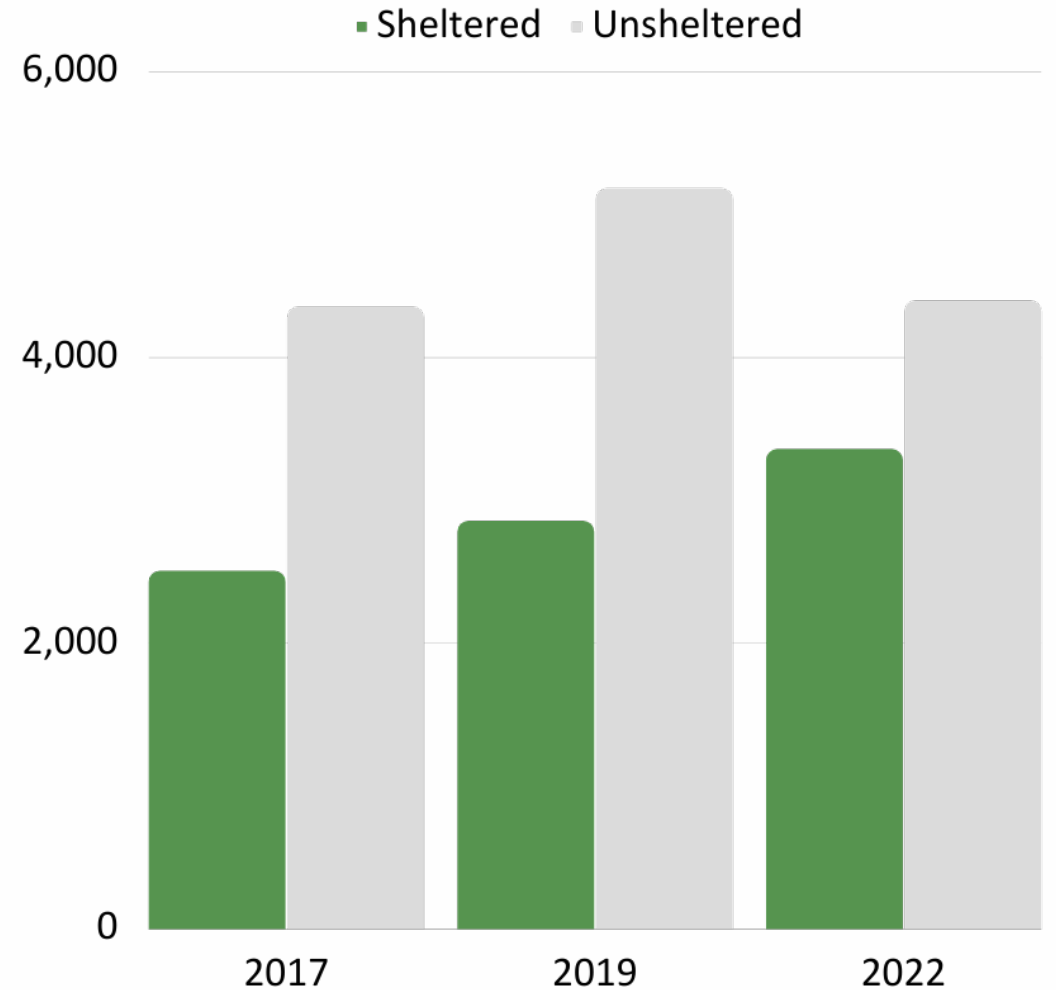
Sheltered Homelessness

- 3,357 people were living in shelter, an **18% increase** since 2019.
- This corresponds with a **substantial increase (24%) in available shelter beds.**
- Shelter settings include emergency shelters, transitional housing, Navigation Centers, SIP Hotels, stabilization units, and winter shelters.



Percentage Sheltered

- Unhoused people were **more likely to be sheltered** in 2022
- 43% of the homeless population was sheltered in 2022 compared to 36% in 2019





DEPARTMENT OF
HOMELESSNESS AND
SUPPORTIVE HOUSING

Thank you.