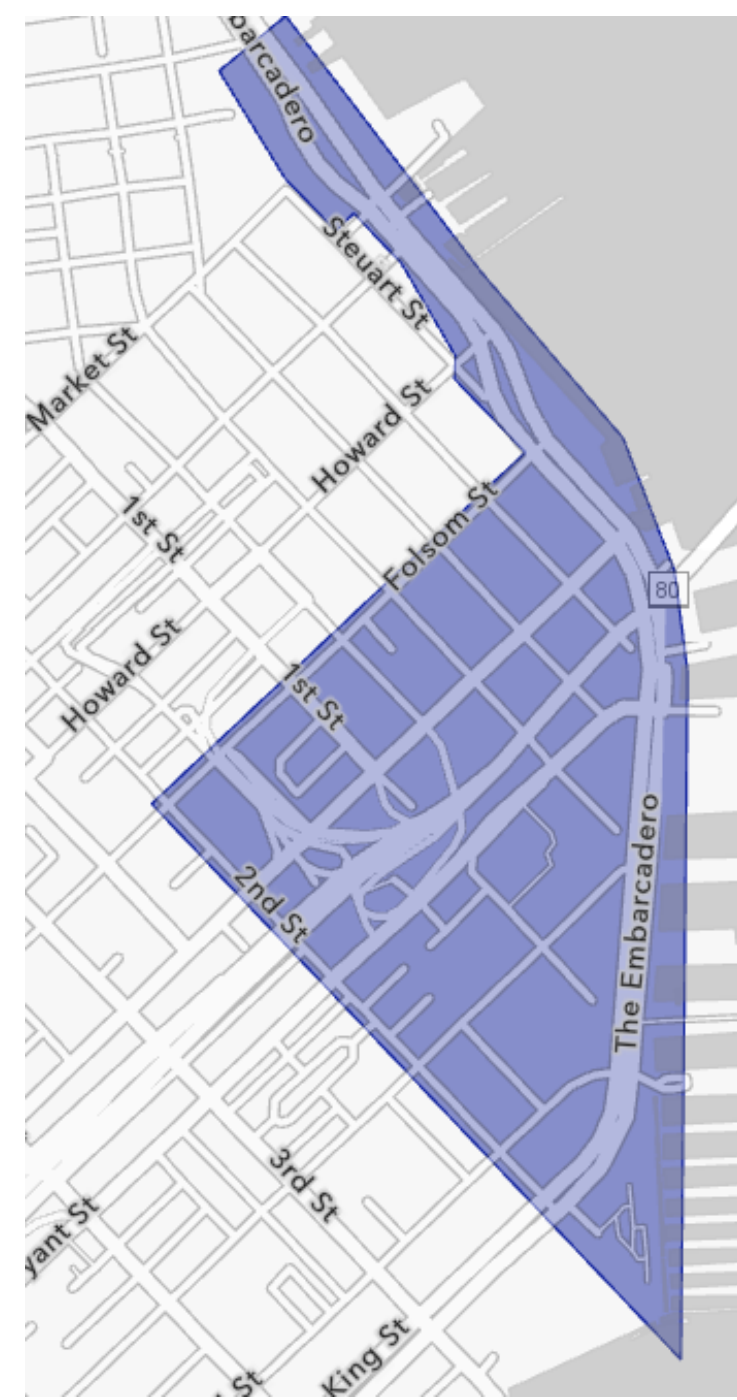


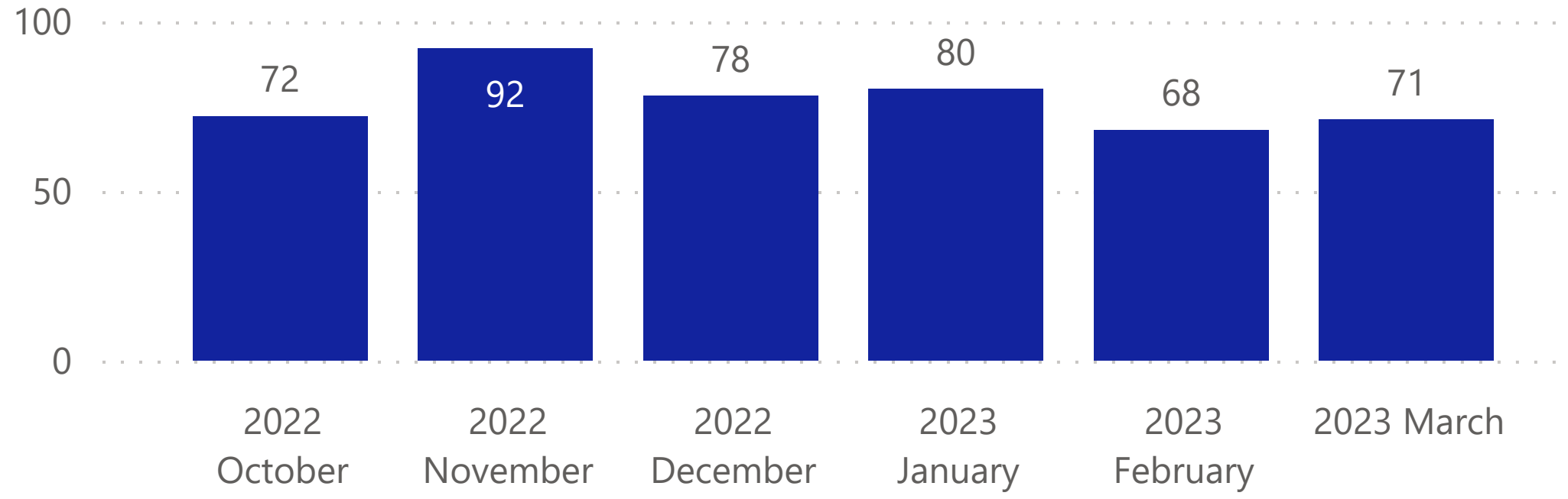
Police Incidents within the Safety Zone

The data shown below is public police incident data from the Open Data Portal here: <https://data.sfgov.org/Public-Safety/Police-Department-Incident-Reports-2018-to-Present/wg3w-h783>. Incidents within the Safety Zone (shown at the right) are presented below.

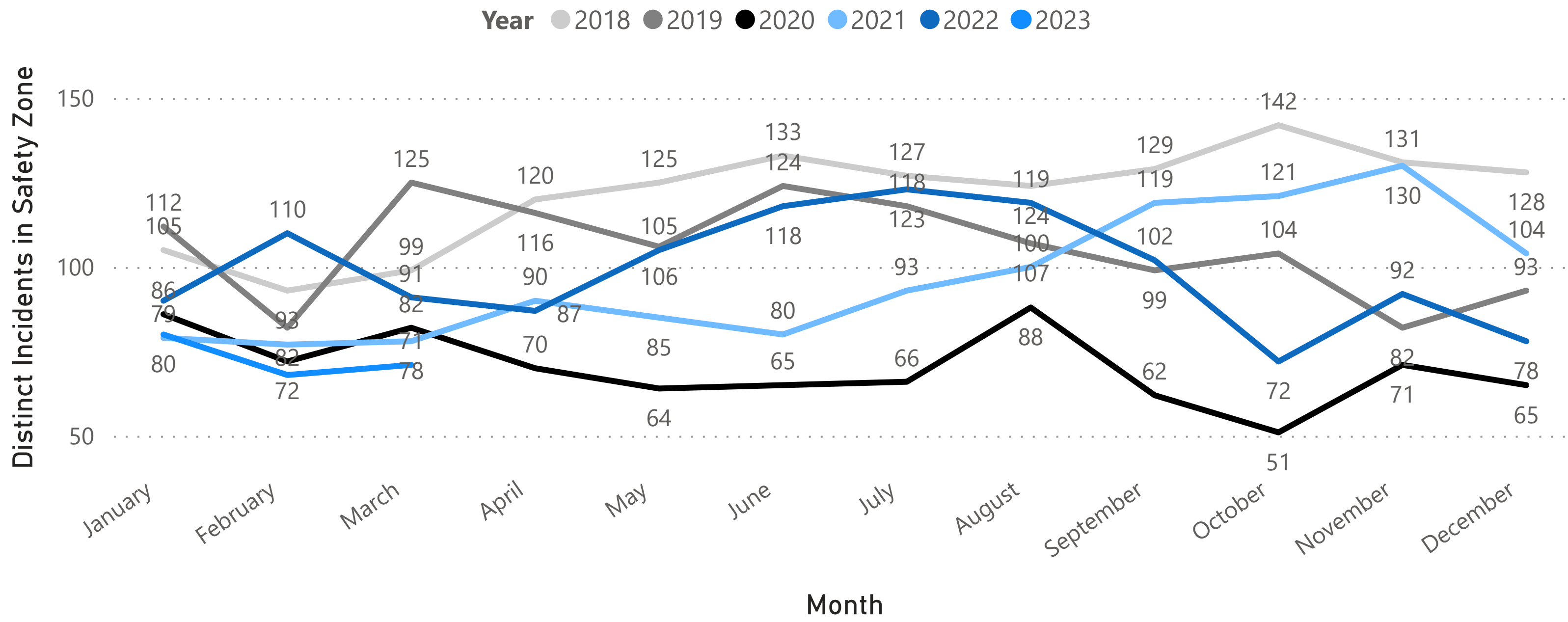
Note: Data was last updated on 4/20/2023, and data is only shown through the last complete month. Counts for previous months may increase in future reporting, as additional incidents may be added to the database.



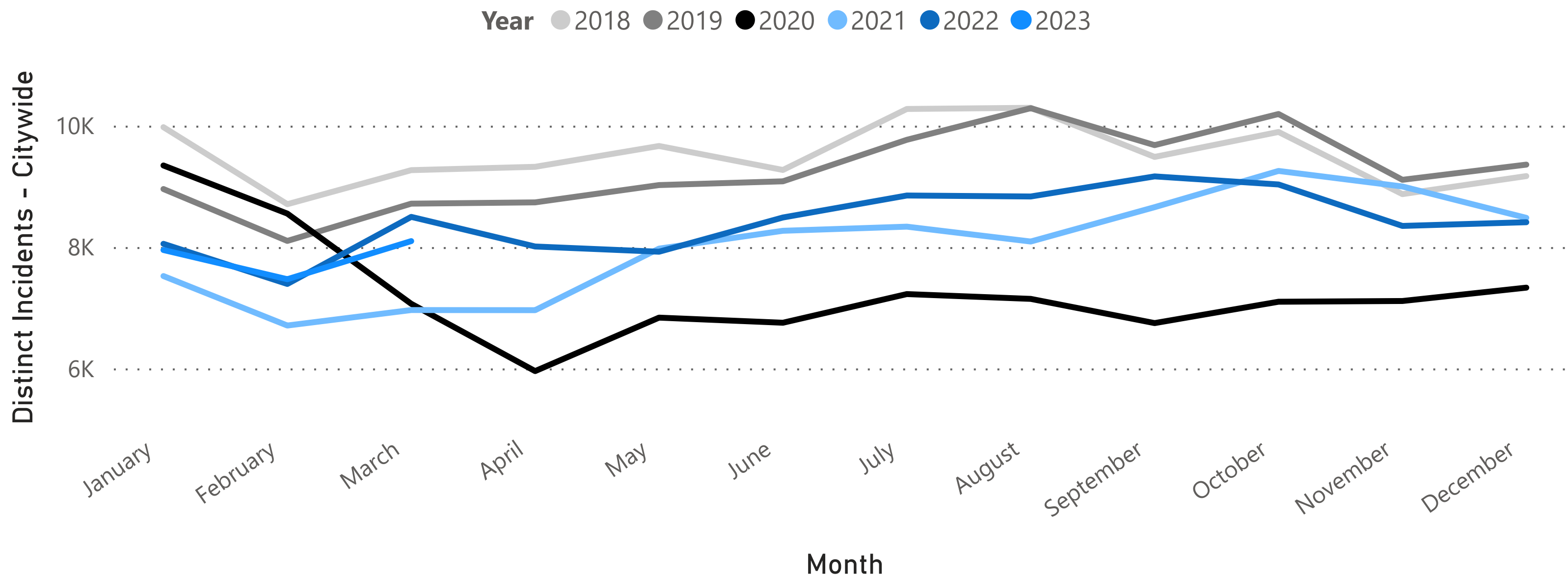
Distinct Incidents in Safety Zone in Last Six Months



Distinct Incidents in Safety Zone by Month and Year

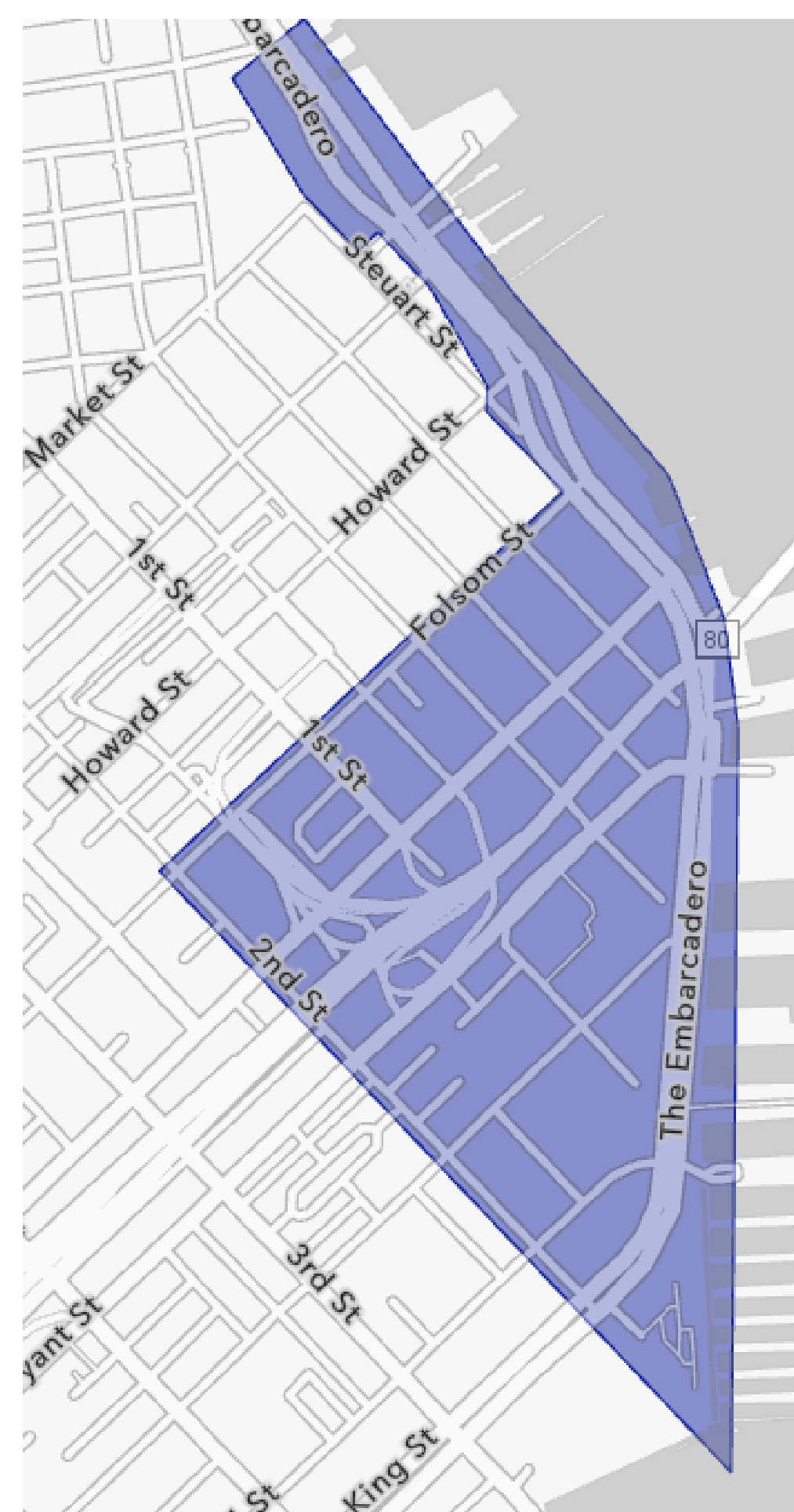


Distinct Incidents - Citywide by Month and Year



Police Incidents in March 2023

Incident Category	Distinct Incidents in Safety Zone	Distinct Incidents - Citywide
Larceny Theft	24	2,916
Assault	10	667
Other Miscellaneous	9	620
Motor Vehicle Theft	7	696
Non-Criminal	5	598
Disorderly Conduct	4	158
Burglary	3	459
Lost Property	3	230
Malicious Mischief	3	731
Recovered Vehicle	3	469
Suspicious Occ	3	195
Arson	2	27
Drug Offense	2	212
Fraud	2	327
Warrant	2	231
Miscellaneous Investigation	1	139
Missing Person	1	171
Other	1	102
Other Offenses	1	122
Robbery	1	223
Stolen Property	1	39
Traffic Violation Arrest	1	93
Vehicle Misplaced	1	7
Weapons Offense	1	74
		13
Case Closure		26
Courtesy Report		28
Drug Violation		5
Embezzlement		8
Fire Report		23
Forgery And Counterfeiting		29
Gambling		1
Offences Against The Family And Children		87
Prostitution		10
Rape		3
Sex Offense		9
Suicide		5
Suspicious		3
Traffic Collision		24
Vandalism		29
Vehicle Impounded		12
Weapons Carrying Etc		39
Total	71	8,098



Additional notes: Data provided are distinct incident report counts for the timeframe and geography requested, as aggregated through the publically available incident reports dataset housed by DataSF (link below.) This dataset applies a geo-anonymization technique that places all incidents at a nearest intersection, therefore additional incidents from up to 1 block outside of the noted geographic boundaries may be included in this data. Certain confidential incident reports (for example, restraining order violations, child abuse, and others) may not be included in the data set to protect victims from re-identification. Juvenile data is not included in this dataset per W&I Code Sec 827. Further dataset documentation can be found here: <https://bit.ly/2x7Ta2P>

Data Source: <https://data.sfgov.org/Public-Safety/Police-Department-Incident-Reports-2018-to-Present/wg3w-h783>