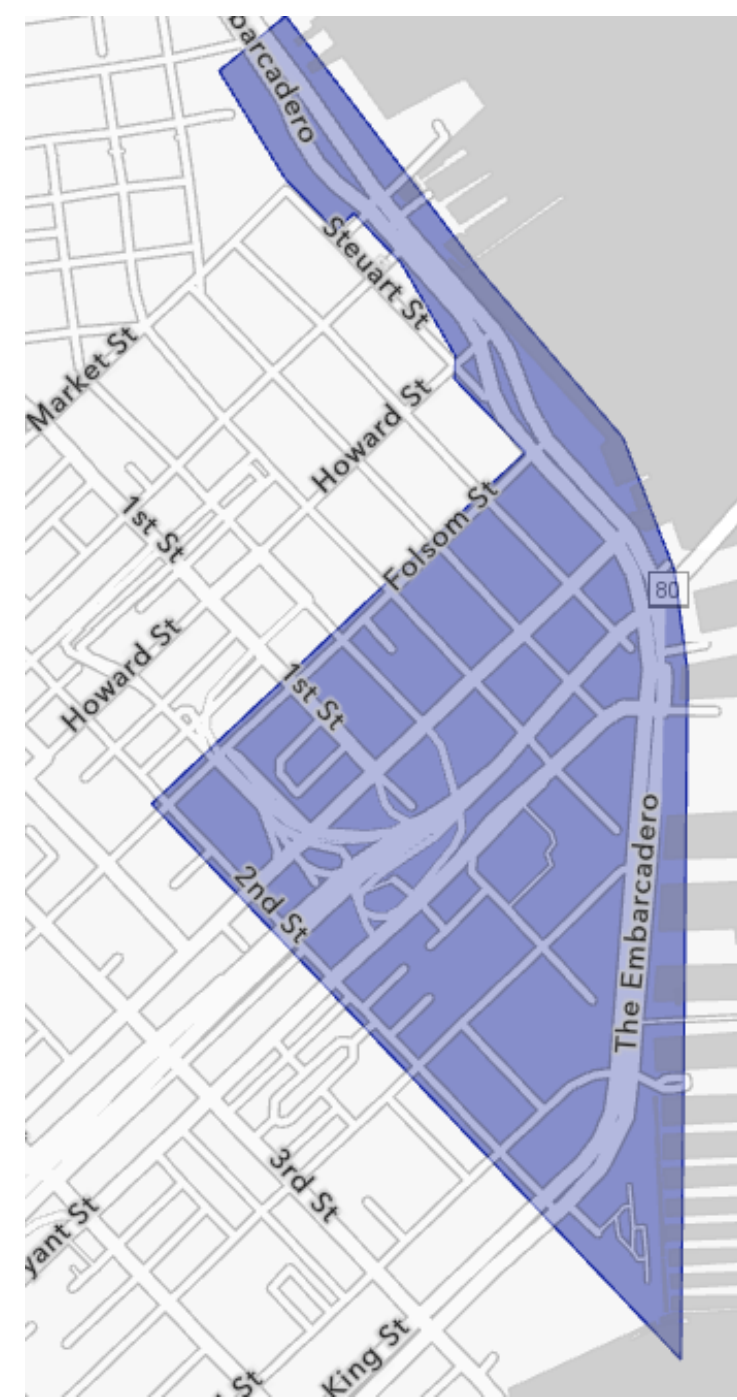
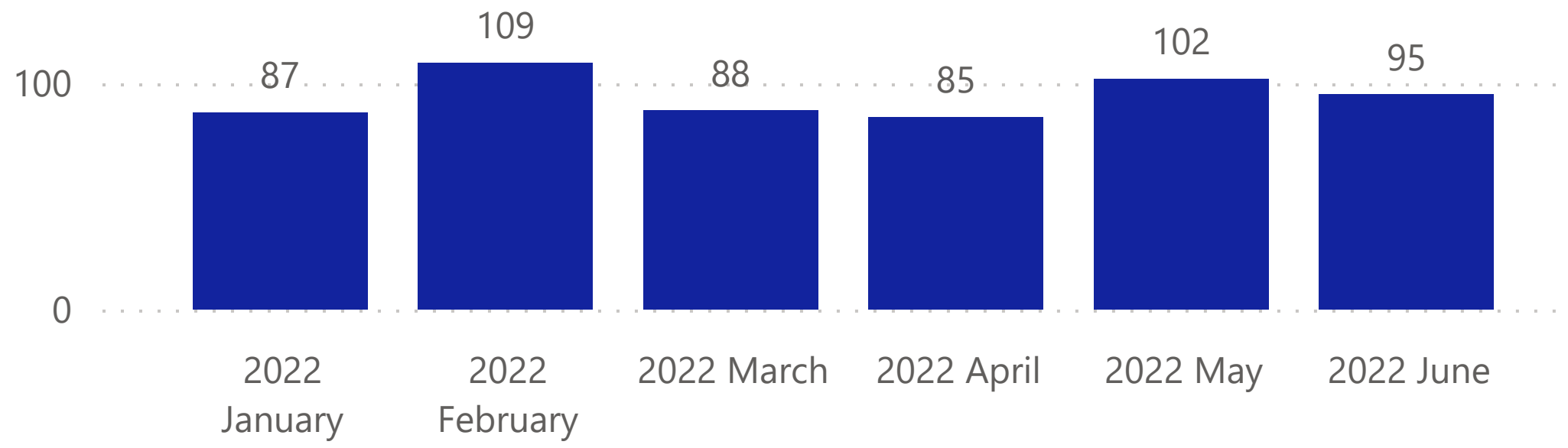


Police Incidents within the Safety Zone

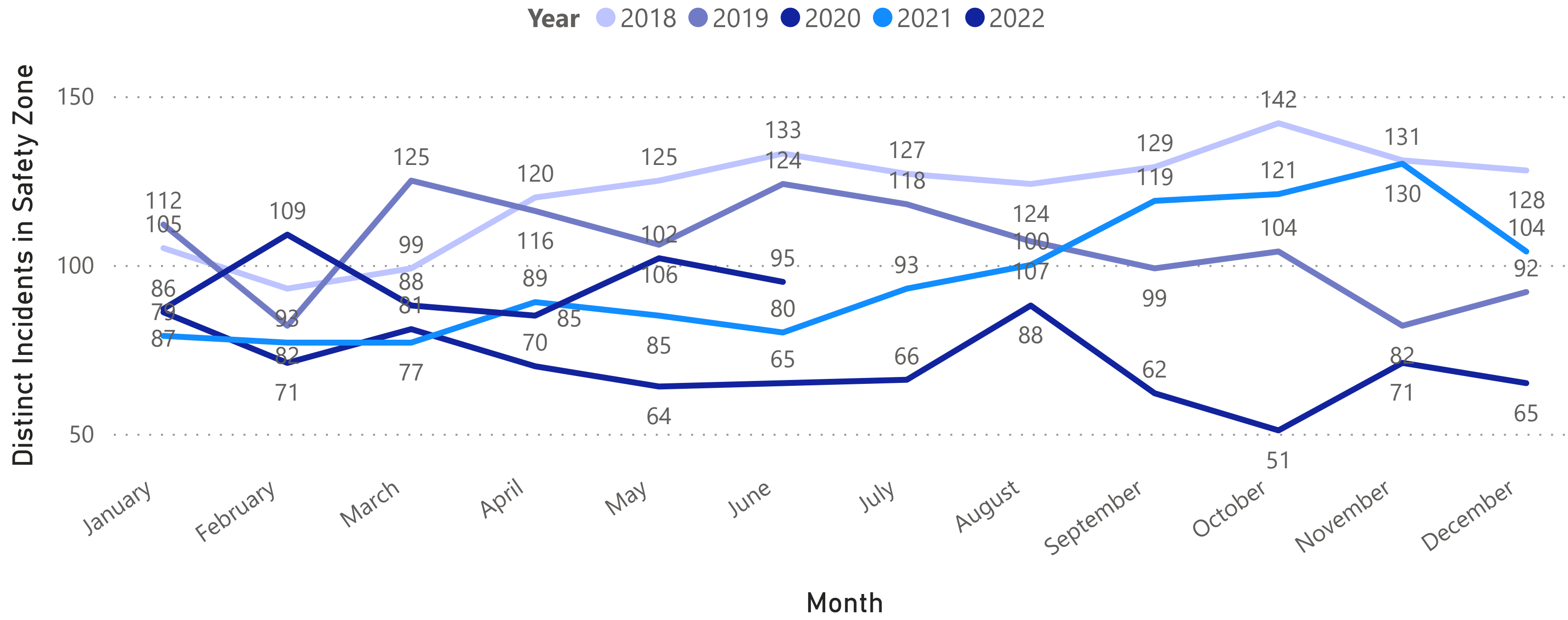
The data shown below is public police incident data from the Open Data Portal here: <https://data.sfgov.org/Public-Safety/Police-Department-Incident-Reports-2018-to-Present/wg3w-h783>. Incidents within the Safety Zone (shown at the right) are presented below.

Note: Data was last updated on 7/22/2022, and data is only shown through the last complete month. Counts for previous months may increase in future reporting, as additional incidents may be added to the database.

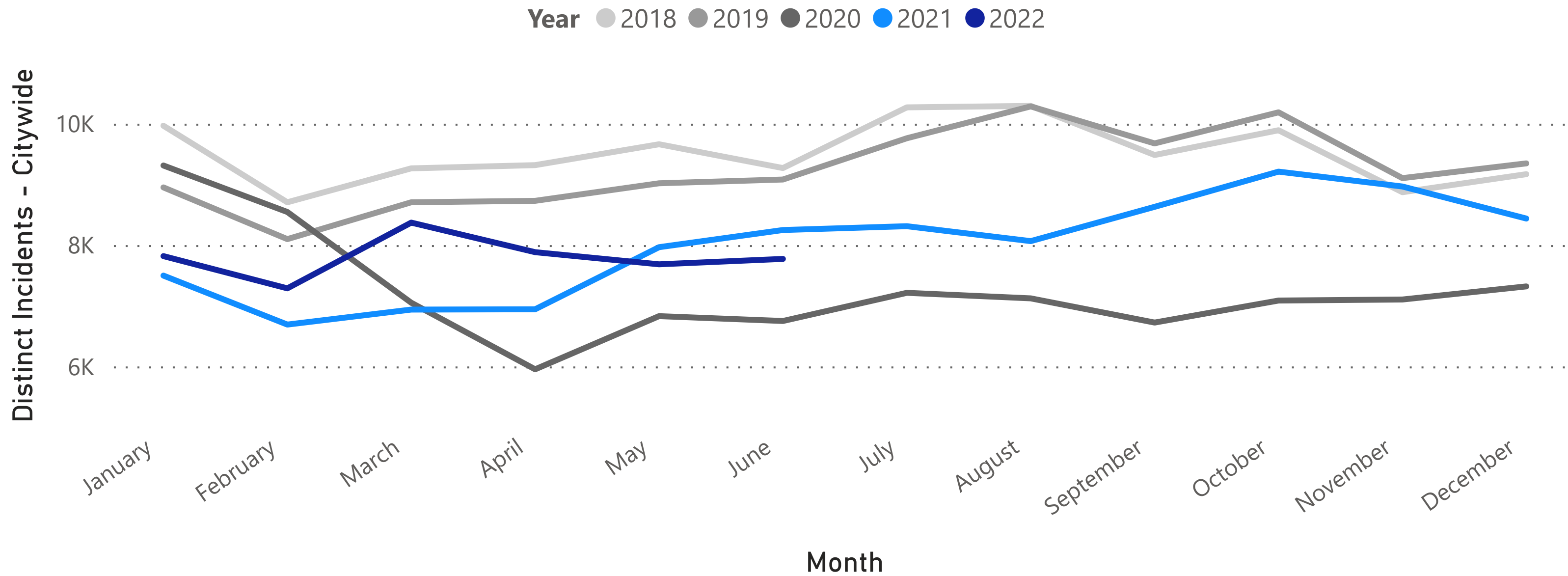
Distinct Incidents in Safety Zone in Last Six Months



Distinct Incidents in Safety Zone by Month and Year

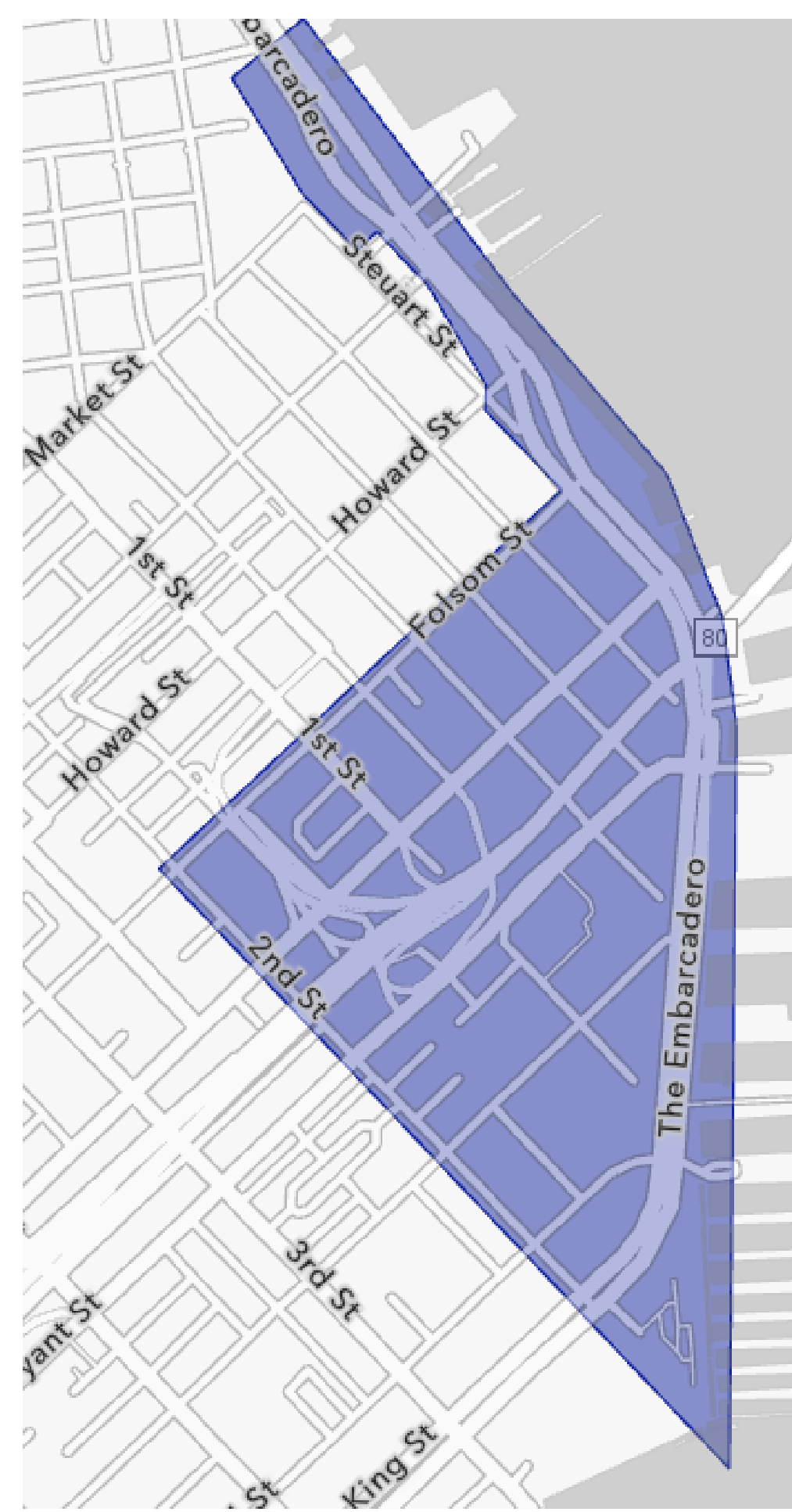


Distinct Incidents - Citywide by Month and Year



Police Incidents in June 2022

Incident Category	Distinct Incidents in Safety Zone	Distinct Incidents - Citywide
Larceny Theft	36	2,919
Non-Criminal	11	572
Malicious Mischief	10	712
Other Miscellaneous	9	541
Assault	8	640
Burglary	6	471
Motor Vehicle Theft	4	595
Robbery	4	231
Missing Person	3	141
Other Offenses	3	72
Recovered Vehicle	3	426
Suspicious Occ	3	200
Arson	2	29
Disorderly Conduct	2	171
Lost Property	2	286
Other	2	87
Stolen Property	2	38
Fraud	1	300
Offences Against The Family And Children	1	127
Weapons Offense	1	86
		8
Case Closure		16
Courtesy Report		36
Drug Offense		161
Drug Violation		4
Embezzlement		3
Fire Report		23
Forgery And Counterfeiting		18
Homicide		1
Liquor Laws		4
Miscellaneous Investigation		140
Rape		2
Sex Offense		7
Suicide		5
Suspicious		2
Traffic Collision		15
Traffic Violation Arrest		33
Vandalism		33
Vehicle Impounded		5
Vehicle Misplaced		4
Warrant		169
Weapons Carrying Etc		46
Total	95	7,772



Additional notes: Data provided are distinct incident report counts for the timeframe and geography requested, as aggregated through the publically available incident reports dataset housed by DataSF (link below.) This dataset applies a geo-anonymization technique that places all incidents at a nearest intersection, therefore additional incidents from up to 1 block outside of the noted geographic boundaries may be included in this data. Certain confidential incident reports (for example, restraining order violations, child abuse, and others) may not be included in the data set to protect victims from re-identification. Juvenile data is not included in this dataset per W&I Code Sec 827. Further dataset documentation can be found here: <https://bit.ly/2x7Ta2P>

Data Source: <https://data.sfgov.org/Public-Safety/Police-Department-Incident-Reports-2018-to-Present/wg3w-h783>