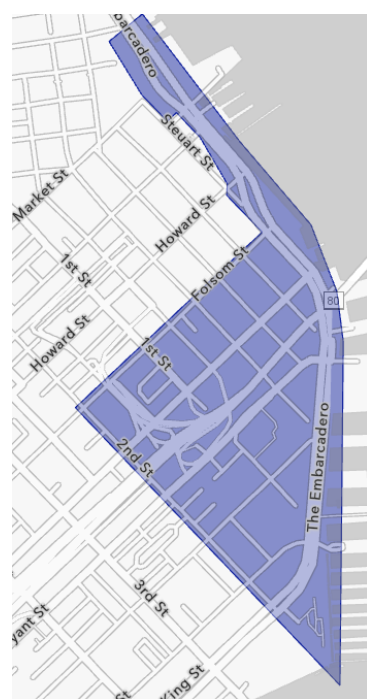


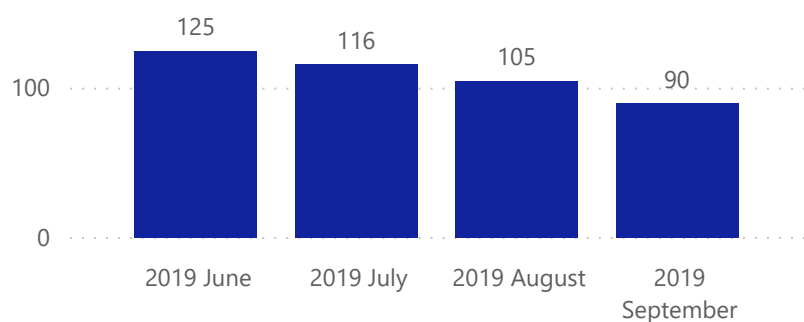
Police Incidents within the Safety Zone

The data shown below is public police incident data from the Open Data Portal here: <https://data.sfgov.org/Public-Safety/Police-Department-Incident-Reports-2018-to-Present/wg3w-h783>. Incidents within the Safety Zone (shown at the right) are presented below.

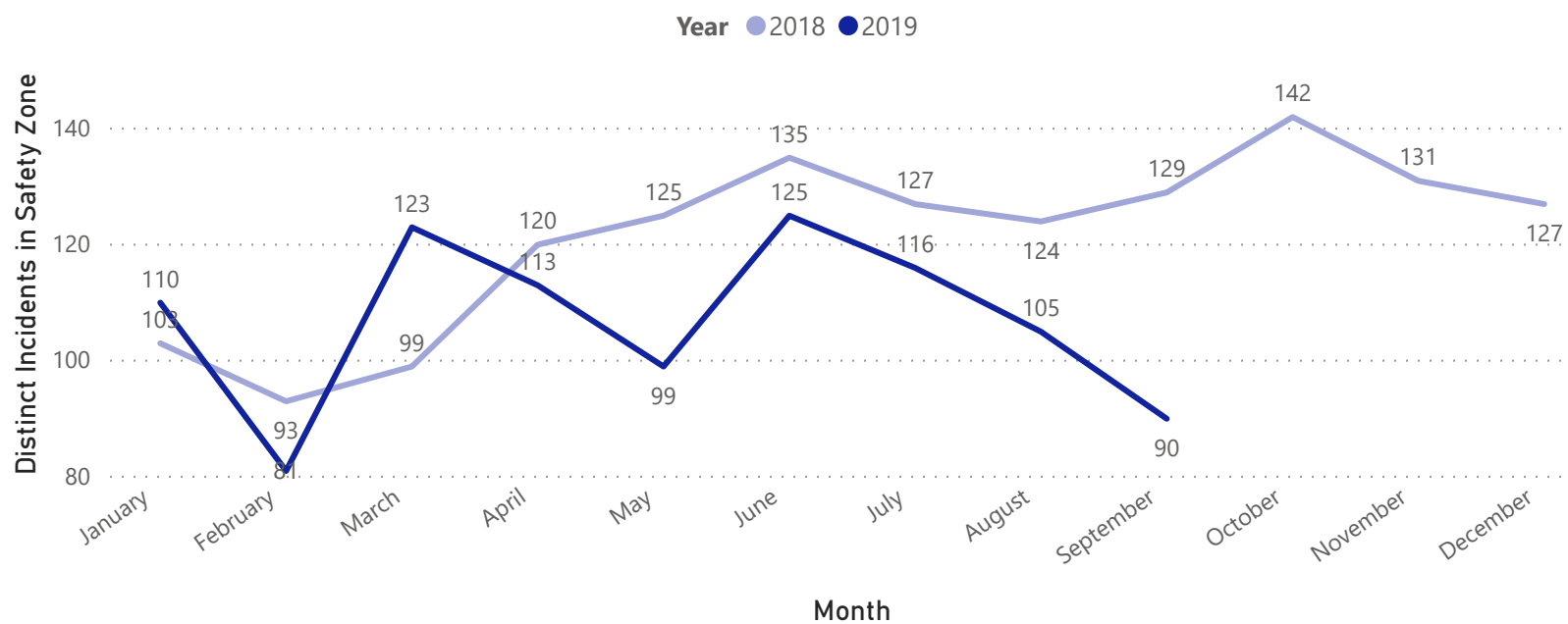
Note: Data was last updated on 10/17/2019, and data is only shown through September, as that is the last complete month.



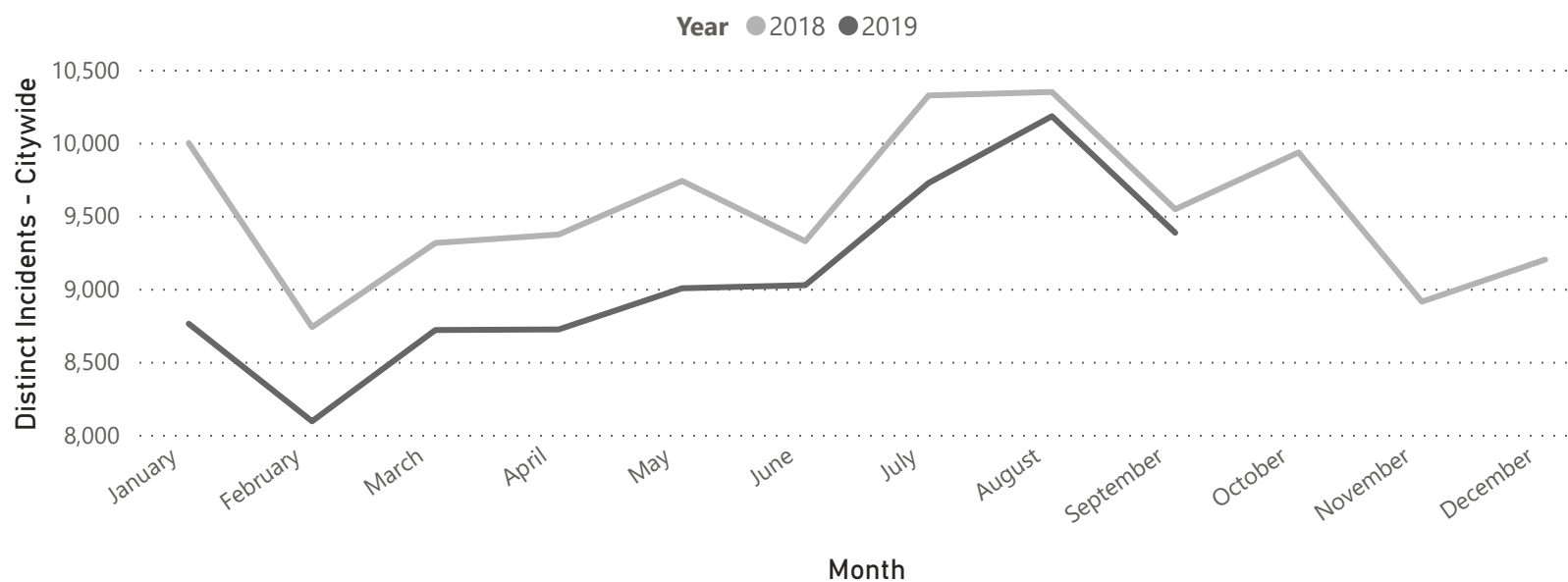
Distinct Incidents in Safety Zone in Last 4 Months



Distinct Incidents in Safety Zone by Month and Year

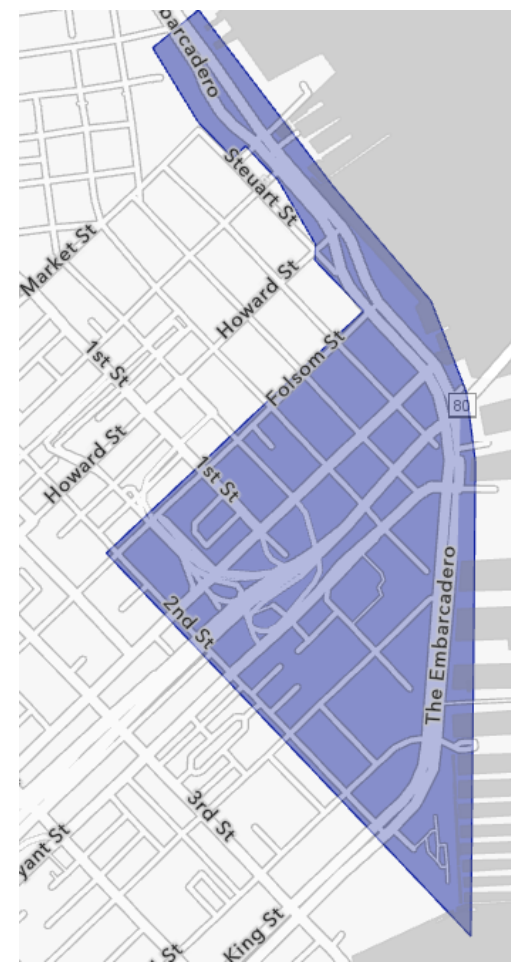


Distinct Incidents - Citywide by Month and Year



Police Incidents in September 2019

Incident Category	Distinct Incidents in Safety Zone	Distinct Incidents - Citywide
Larceny Theft	42	3,927
Non-Criminal	8	778
Malicious Mischief	7	743
Other Miscellaneous	7	792
Assault	6	671
Fraud	5	282
Motor Vehicle Theft	4	459
Lost Property	3	410
Recovered Vehicle	3	364
Burglary	2	386
Drug Offense	2	199
Forgery And Counterfeiting	2	42
Robbery	2	267
Warrant	2	379
Disorderly Conduct	1	264
Fire Report	1	17
Missing Person	1	208
Other	1	73
Suicide	1	7
Suspicious Occ	1	193
Traffic Violation Arrest	1	155
Arson		30
Case Closure		20
Civil Sidewalks		49
Courtesy Report		35
Drug Violation		6
Embezzlement		13
Family Offense		10
Human Trafficking, Commercial Sex Acts		1
Juvenile Offenses		6
Liquor Laws		3
Miscellaneous Investigation		103
Offences Against The Family And Children		184
Other Offenses		115
Prostitution		13
Rape		1
Sex Offense		16
Stolen Property		58
Traffic Collision		19
Vandalism		20
Vehicle Impounded		9
Vehicle Misplaced		4
Weapons Carrying Etc		40
Weapons Offence		1
Weapons Offense		57
Total	90	9,390



Additional notes: Data provided are distinct incident report counts for the timeframe and geography requested, as aggregated through the publically available incident reports dataset housed by DataSF (link below.) This dataset applies a geo-anonymization technique that places all incidents at a nearest intersection, therefore additional incidents from up to 1 block outside of the noted geographic boundaries may be included in this data. Certain confidential incident reports (for example, restraining order violations, child abuse, and others) may not be included in the data set to protect victims from re-identification. Juvenile data is not included in this dataset per W&I Code Sec 827. Further dataset documentation can be found here: <https://bit.ly/2x7Ta2P>

Data Source: <https://data.sfgov.org/Public-Safety/Police-Department-Incident-Reports-2018-to-Present/wg3w-h783>