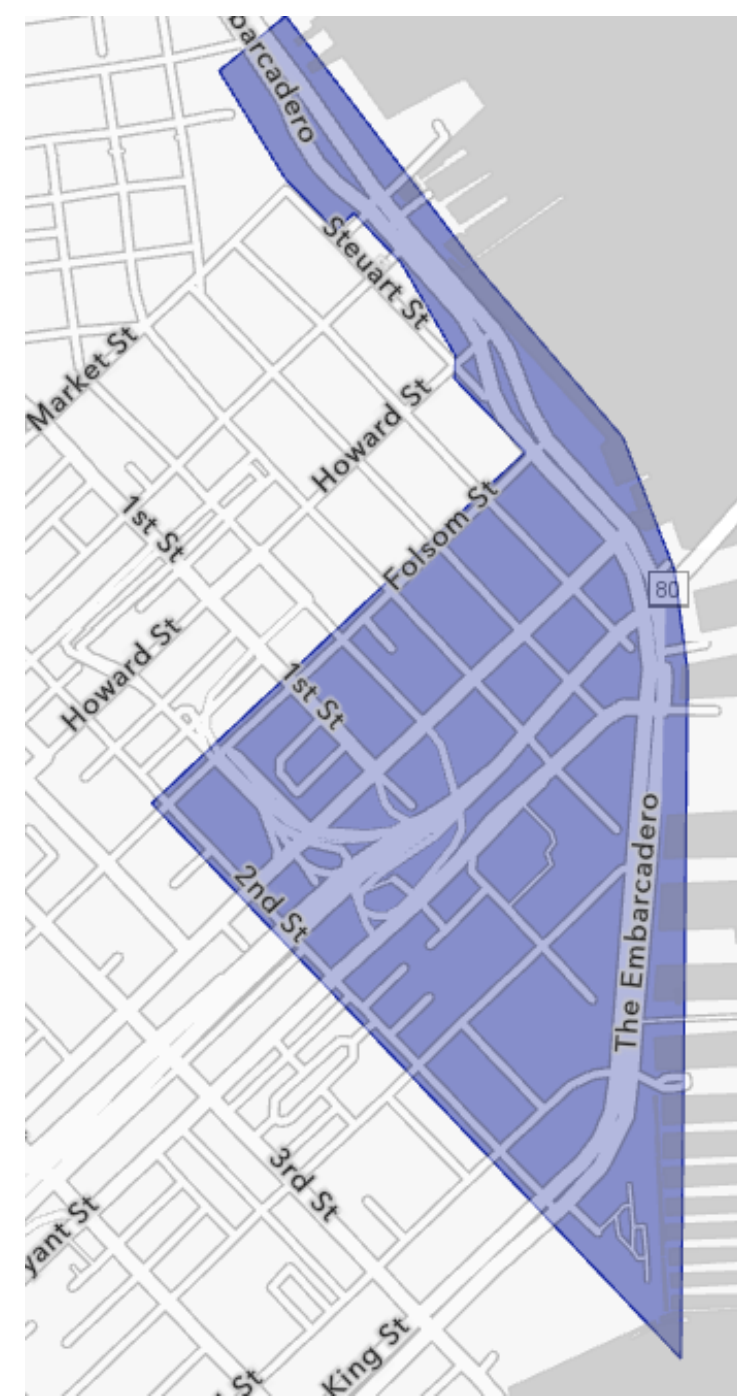


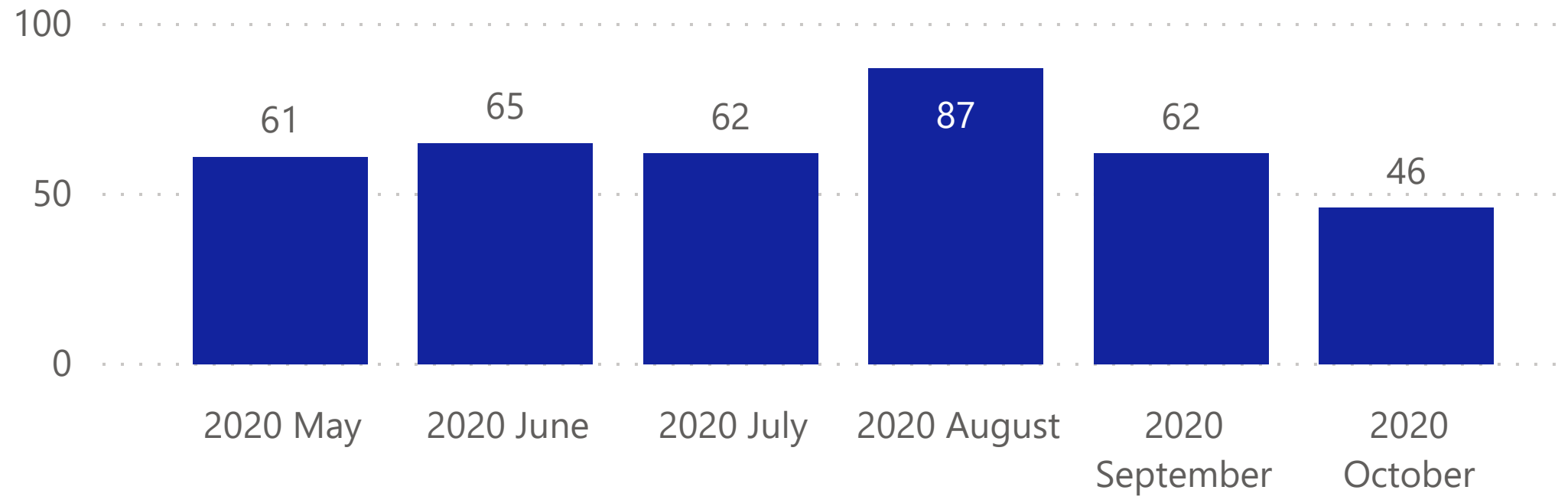
# Police Incidents within the Safety Zone

The data shown below is public police incident data from the Open Data Portal here: <https://data.sfgov.org/Public-Safety/Police-Department-Incident-Reports-2018-to-Present/wg3w-h783>. Incidents within the Safety Zone (shown at the right) are presented below.

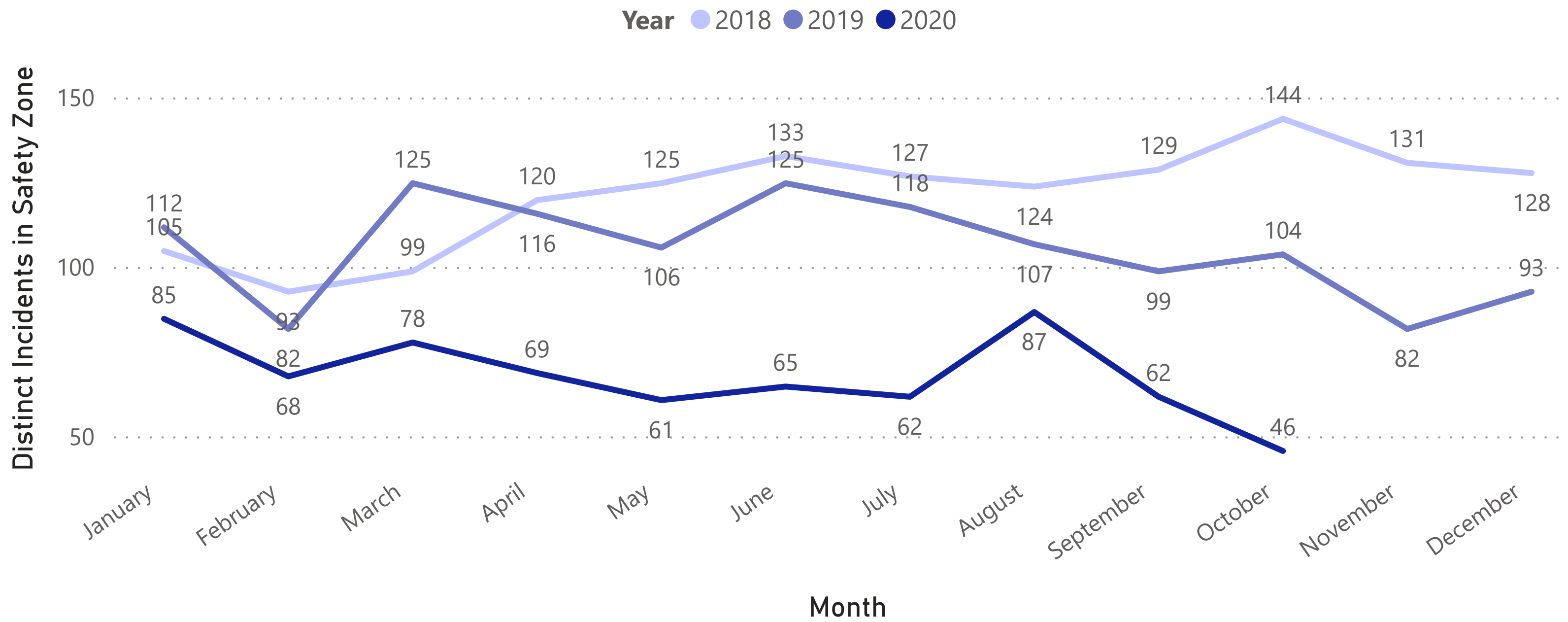
Note: Data was last updated on 11/13/2020, and data is only shown through the last complete month. Counts for previous months may increase in future reporting, as additional incidents may be added to the database.



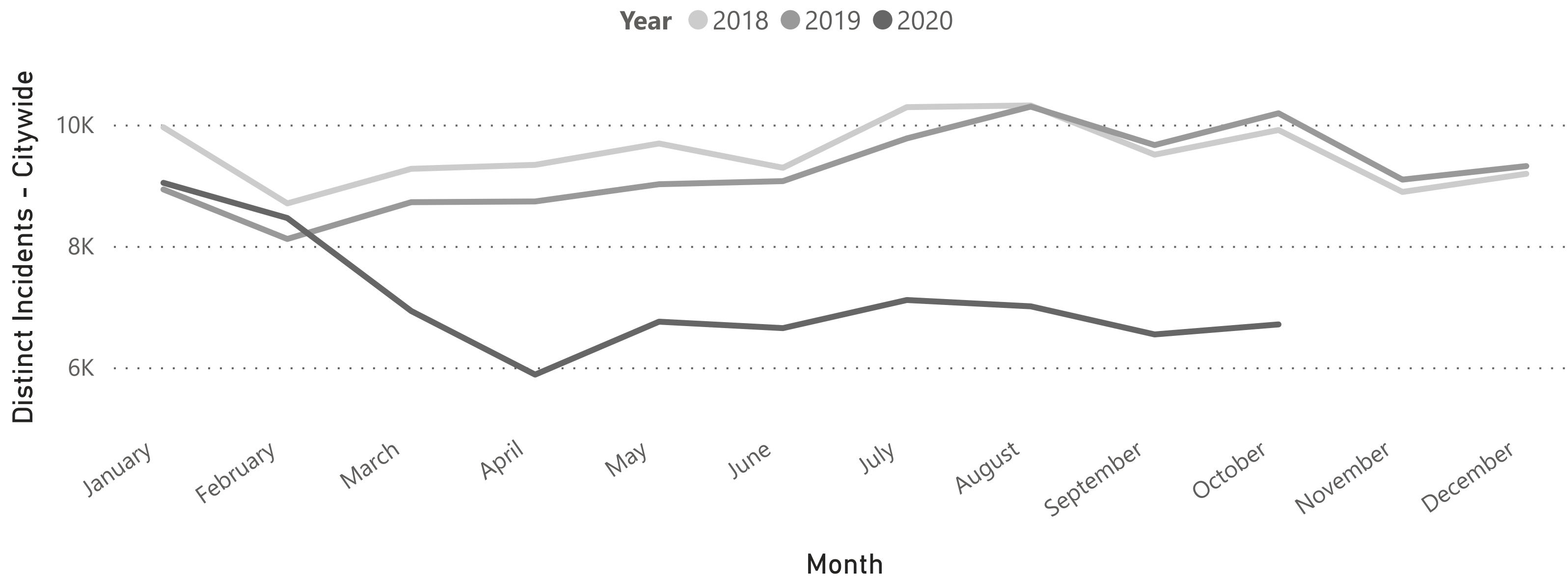
## Distinct Incidents in Safety Zone in Last Six Months



## Distinct Incidents in Safety Zone by Month and Year

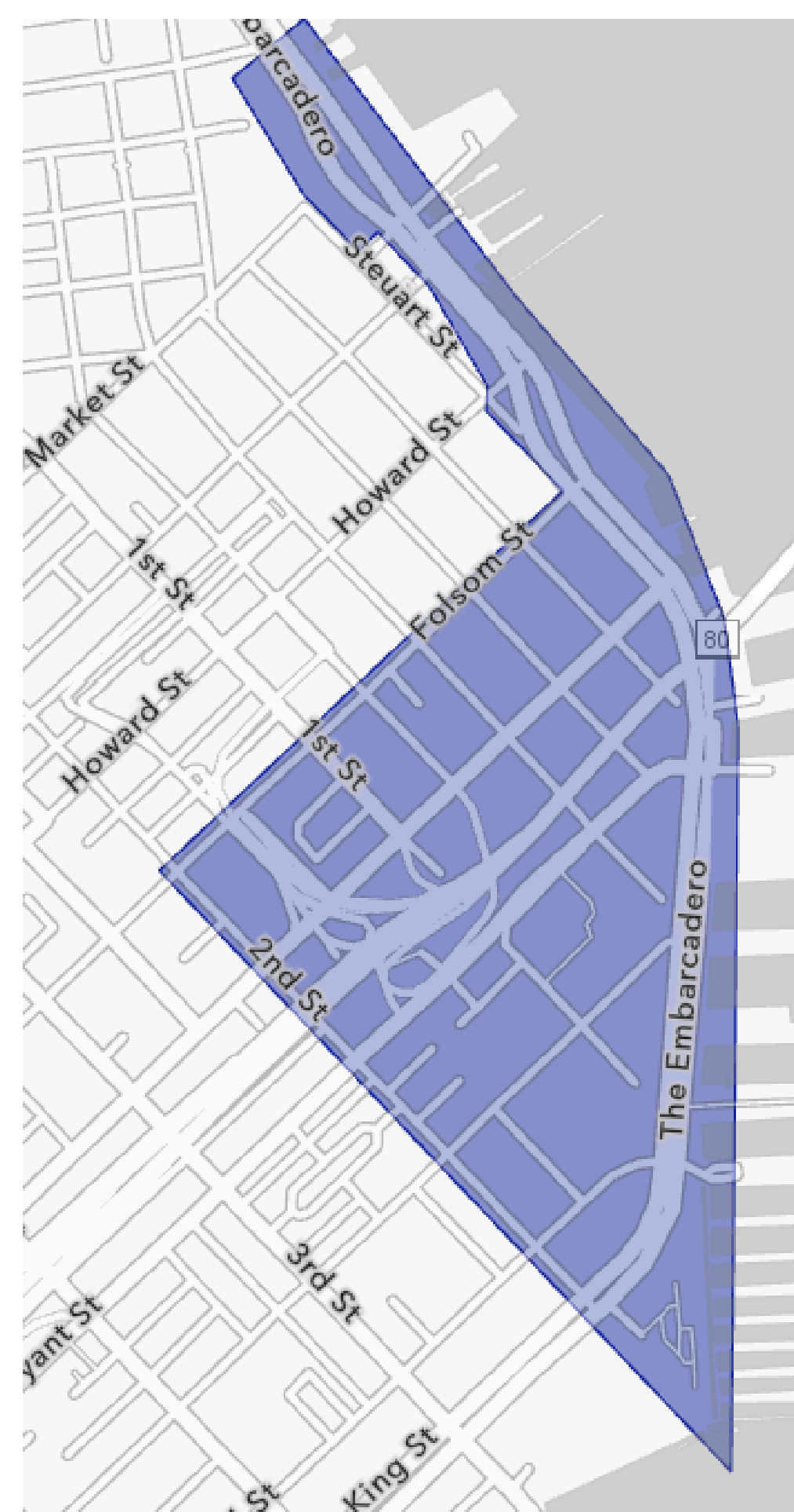


## Distinct Incidents - Citywide by Month and Year



# Police Incidents in October 2020

| Incident Category                        | Distinct Incidents in Safety Zone | Distinct Incidents - Citywide |
|--|-----------------------------------|-------------------------------|
| Larceny Theft                            | 13                                | 1,991                         |
| Other Miscellaneous                      | 7                                 | 571                           |
| Assault                                  | 5                                 | 551                           |
| Burglary                                 | 5                                 | 637                           |
| Fraud                                    | 4                                 | 212                           |
| Malicious Mischief                       | 4                                 | 674                           |
| Case Closure                             | 2                                 | 32                            |
| Disorderly Conduct                       | 2                                 | 143                           |
| Lost Property                            | 2                                 | 145                           |
| Motor Vehicle Theft                      | 2                                 | 615                           |
| Non-Criminal                             | 2                                 | 540                           |
| Offences Against The Family And Children | 2                                 | 177                           |
| Warrant                                  | 2                                 | 226                           |
| Forgery And Counterfeiting               | 1                                 | 18                            |
| Miscellaneous Investigation              | 1                                 | 90                            |
| Missing Person                           | 1                                 | 139                           |
| Robbery                                  | 1                                 | 167                           |
| Suspicious Occ                           | 1                                 | 186                           |
| Traffic Violation Arrest                 | 1                                 | 86                            |
| Vandalism                                | 1                                 | 34                            |
| Vehicle Misplaced                        | 1                                 | 5                             |
|  |                                   | 21                            |
| Arson                                    |                                   | 27                            |
| Courtesy Report                          |                                   | 16                            |
| Drug Offense                             |                                   | 113                           |
| Drug Violation                           |                                   | 5                             |
| Embezzlement                             |                                   | 7                             |
| Family Offense                           |                                   | 11                            |
| Fire Report                              |                                   | 15                            |
| Motor Vehicle Theft?                     |                                   | 2                             |
| Other                                    |                                   | 99                            |
| Other Offenses                           |                                   | 104                           |
| Prostitution                             |                                   | 1                             |
| Rape                                     |                                   | 1                             |
| Recovered Vehicle                        |                                   | 488                           |
| Sex Offense                              |                                   | 19                            |
| Stolen Property                          |                                   | 48                            |
| Suicide                                  |                                   | 3                             |
| Suspicious                               |                                   | 2                             |
| Traffic Collision                        |                                   | 21                            |
| Vehicle Impounded                        |                                   | 5                             |
| Weapons Carrying Etc                     |                                   | 48                            |
| Weapons Offense                          |                                   | 82                            |
| <b>Total</b>                             | <b>46</b>                         | <b>6,723</b>                  |



**Additional notes:** Data provided are distinct incident report counts for the timeframe and geography requested, as aggregated through the publically available incident reports dataset housed by DataSF (link below.) This dataset applies a geo-anonymization technique that places all incidents at a nearest intersection, therefore additional incidents from up to 1 block outside of the noted geographic boundaries may be included in this data. Certain confidential incident reports (for example, restraining order violations, child abuse, and others) may not be included in the data set to protect victims from re-identification. Juvenile data is not included in this dataset per W&I Code Sec 827. Further dataset documentation can be found here: <https://bit.ly/2x7Ta2P>

Data Source: <https://data.sfgov.org/Public-Safety/Police-Department-Incident-Reports-2018-to-Present/wg3w-h783>