

LEASE NO.

**SAN FRANCISCO PORT COMMISSION**  
 PORT OF SAN FRANCISCO  
 DEPARTMENT OF ENGINEERING

TEWANT

**SEAWALL LOT 321**

DRAWN BY: EDC	DATE: JAN 7, 2009
CHECKED BY: J. BAUER	SCALE: 1"=80'
PLATE CODE NO. 3210-00	SHEET NO.
	OF SHEETS

© 2008 PROPERTY PLANNING GROUP, INC. ALL RIGHTS RESERVED. SAN FRANCISCO, CA. 94104

LINE OF PORT JURISDICTION

MONUMENT LINE

PROPERTY LINE

FRONT ST

BROADWAY ST

137.50'

274.98'

DAVIS ST

VALLEJO ST

JACKSON ST

FRONT ST

DAVIS ST

THE EMBARCADERO

BATTERY

PIER 7

PIER 9

PIER 15/17



LEASE NO.

SAN FRANCISCO PORT COMMISSION  
PORT OF SAN FRANCISCO  
DEPARTMENT OF ENGINEERING

TOWNSHIP

SEAWALL LOT  
322-1

DRAWN BY: ECC  
CHECKED BY: J. BAUER  
PLACE CODE NO. 3221-00  
DATE: JAN 7, 2009  
SCALE: 1"=80'  
SHEET NO. OF SHEETS





LINE OF PORT JURISDICTION

MONUMENT LINE

BROADWAY ST

PROPERTY LINE

DAVIS ST

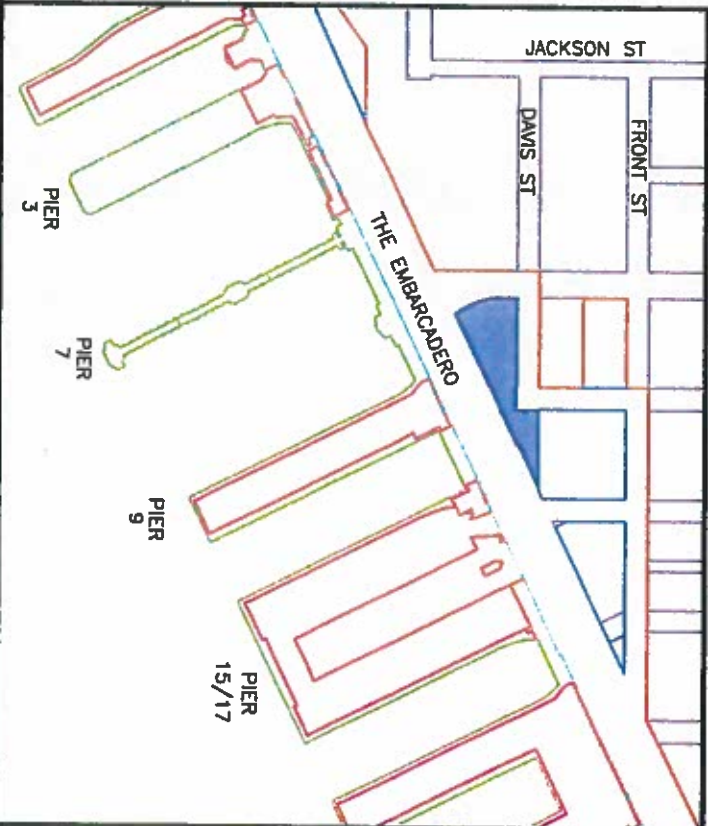
VALLEJO ST

THE EMBARCADERO

SEAWALL LOT 323  
AREA = 2,962.4 Sq Ft

PORTION OF VALLEJO ST  
AREA = 4,867.2 Sq Ft

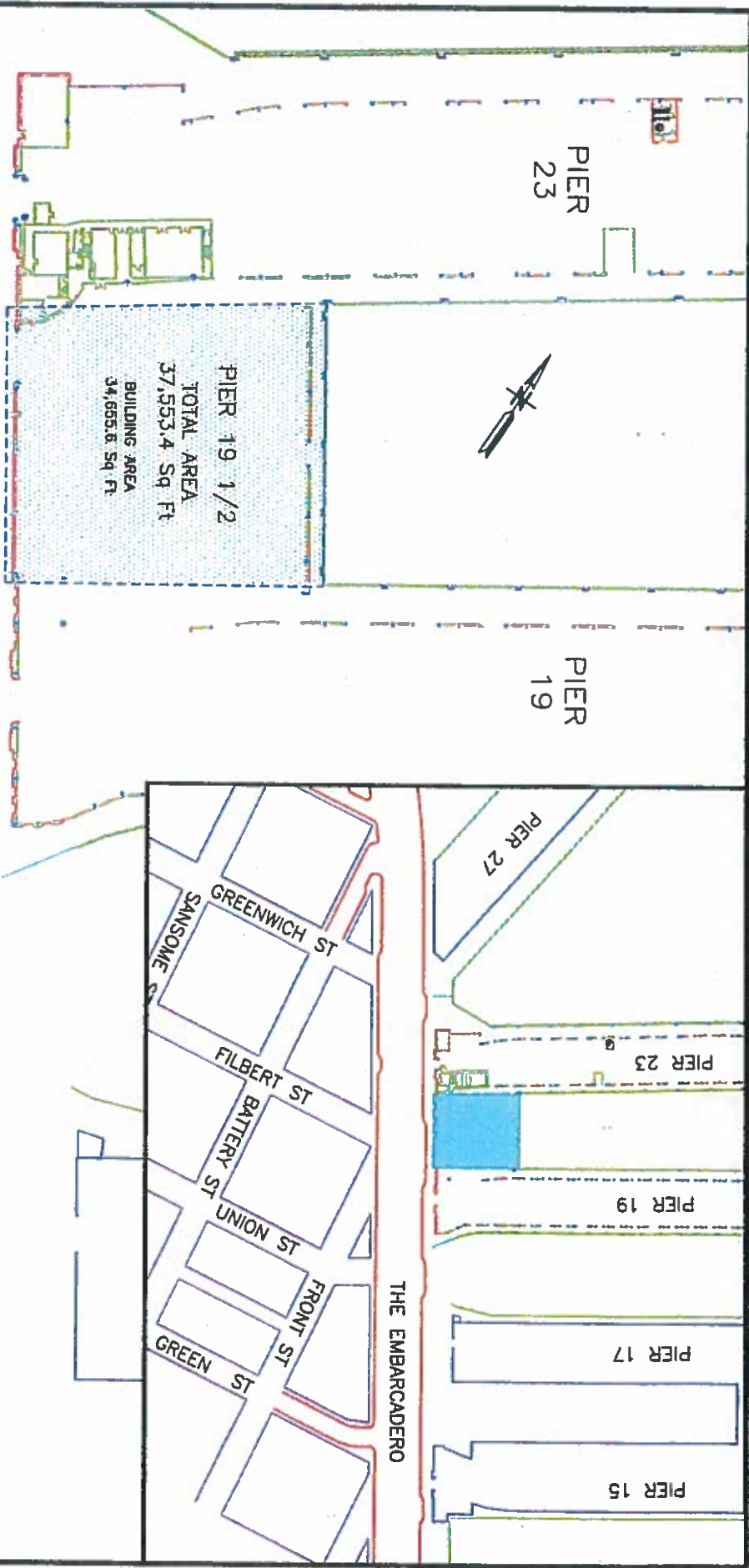
TOTAL AREA SHOWN  
= 56,906.3 Sq Ft




LEASE NO.  
SAN FRANCISCO PORT COMMISSION  
PORT OF SAN FRANCISCO  
DEPARTMENT OF ENGINEERING

TENANT  
SEAWALL LOTS  
323 & 324


DRAWN BY: ECC  
CHECKED BY: J. BAUER  
SCALE: 1"=50'  
DATE: JAN 7, 2009  
PLACE CODE NO. 3240-00  
SHEET NO. OF SHEETS



THE EMBARCADERO



LEASE NO.

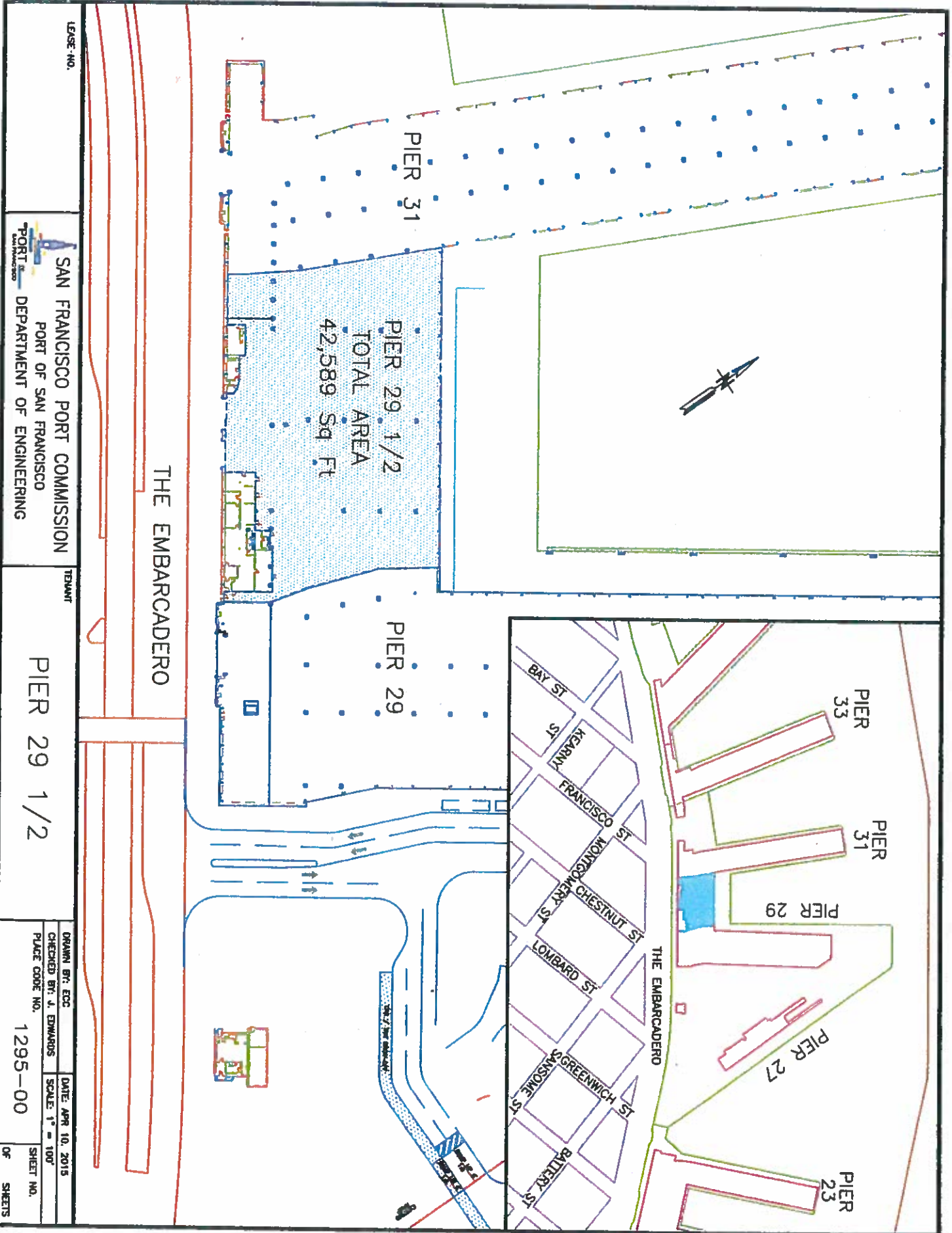
 SAN FRANCISCO PORT COMMISSION  
 PORT OF SAN FRANCISCO  
 DEPARTMENT OF ENGINEERING

TRAWL

PIER 19 1/2

DRAWN BY: EDC	DATE: APR 10, 2015
CHECKED BY: J. EDWARDS	SCALE: 1" = 100'
PLUCE CODE NO. 1195-00	SHEET NO.
	OF SHEETS





PIER 29 1/2  
TOTAL AREA  
42,589 Sq Ft

PIER 31

PIER 29

THE EMBARCADERO

LEASE NO. SAN FRANCISCO PORT COMMISSION  
PORT OF SAN FRANCISCO  
DEPARTMENT OF ENGINEERING

TENANT

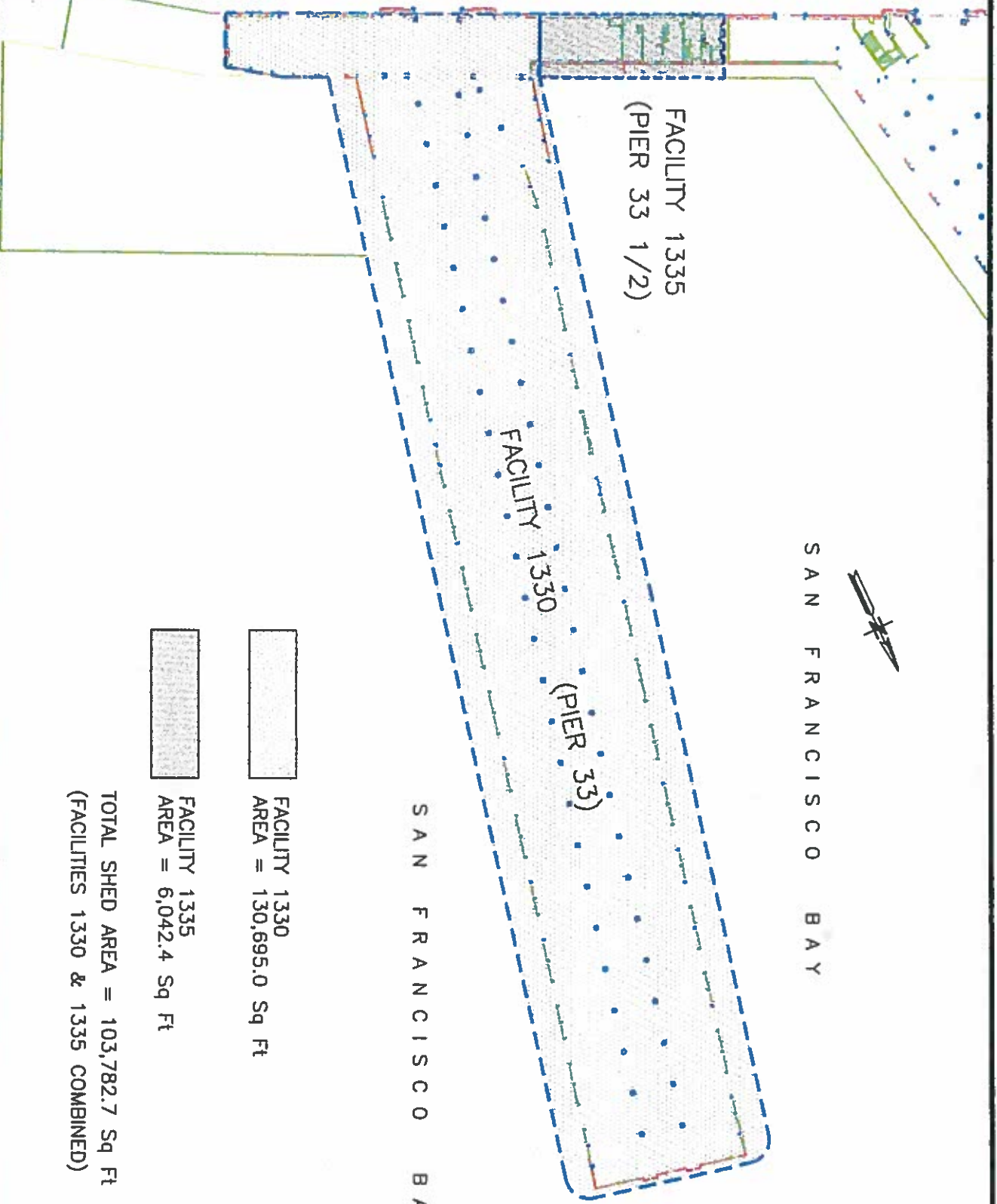
PIER 29 1/2

DRAWN BY: ECC  
CHECKED BY: J. EDWARDS  
PLACE CODE NO. 1295-00

DATE: APR 10, 2015  
SCALE: 1" = 100'  
SHEET NO. OF SHEETS

0:\07 siver\vacation\vacation\1295.dwg

THE EMBARCADERO



SAN FRANCISCO BAY

FACILITY 1335  
(PIER 33 1/2)

FACILITY 1330  
(PIER 33)

SAN FRANCISCO BAY



FACILITY 1330  
AREA = 130,695.0 Sq Ft



FACILITY 1335  
AREA = 6,042.4 Sq Ft

TOTAL SHED AREA = 103,782.7 Sq Ft  
(FACILITIES 1330 & 1335 COMBINED)

LEASE NO.

SAN FRANCISCO PORT COMMISSION  
PORT OF SAN FRANCISCO  
DEPARTMENT OF ENGINEERING

TOWNSHIP

PIER 33

DRAWN BY: EDC  
CHECKED BY: J. EDWARDS  
SCALE: 1" = 100'

DATE: APR 10, 2013

PLAGE CODE NO. 1330-00

SHEET NO.

OF SHEETS

2/107 SANFRACPORT/EMP/VEH/1330/00