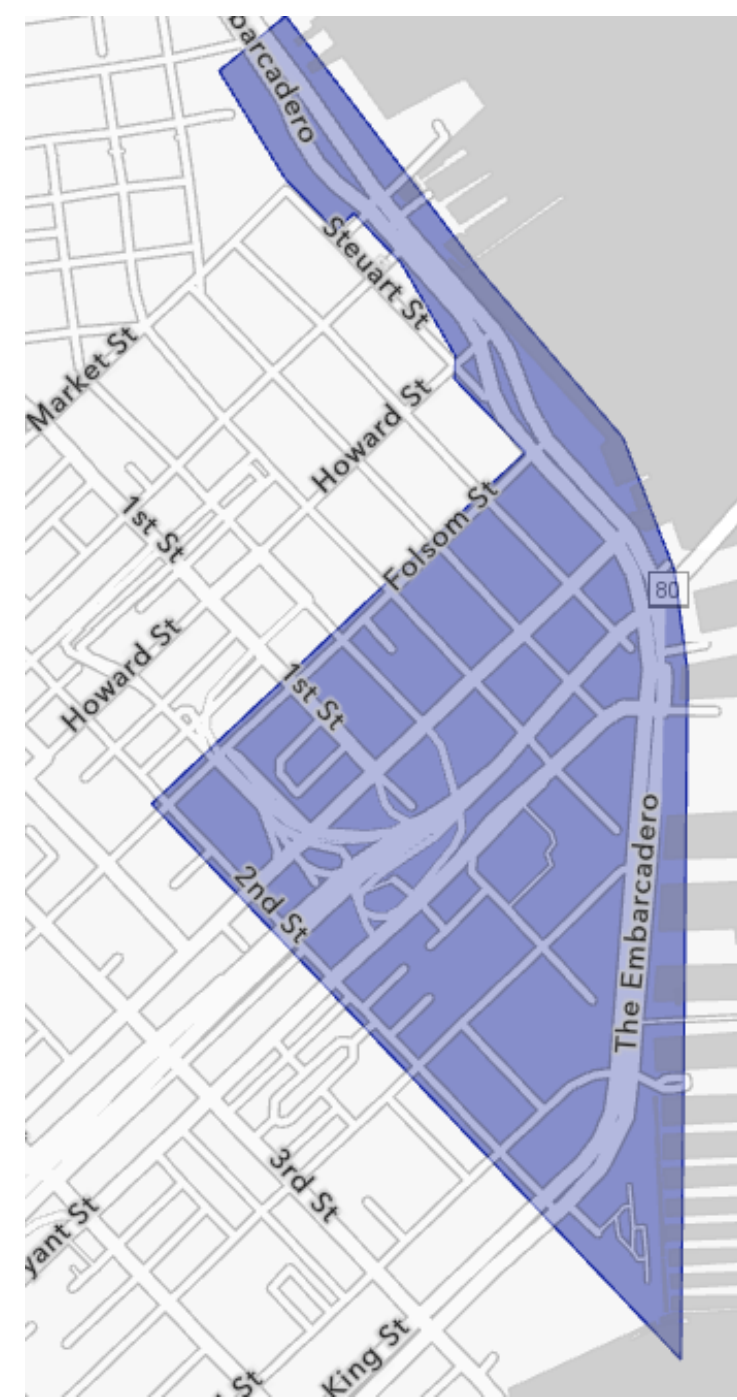
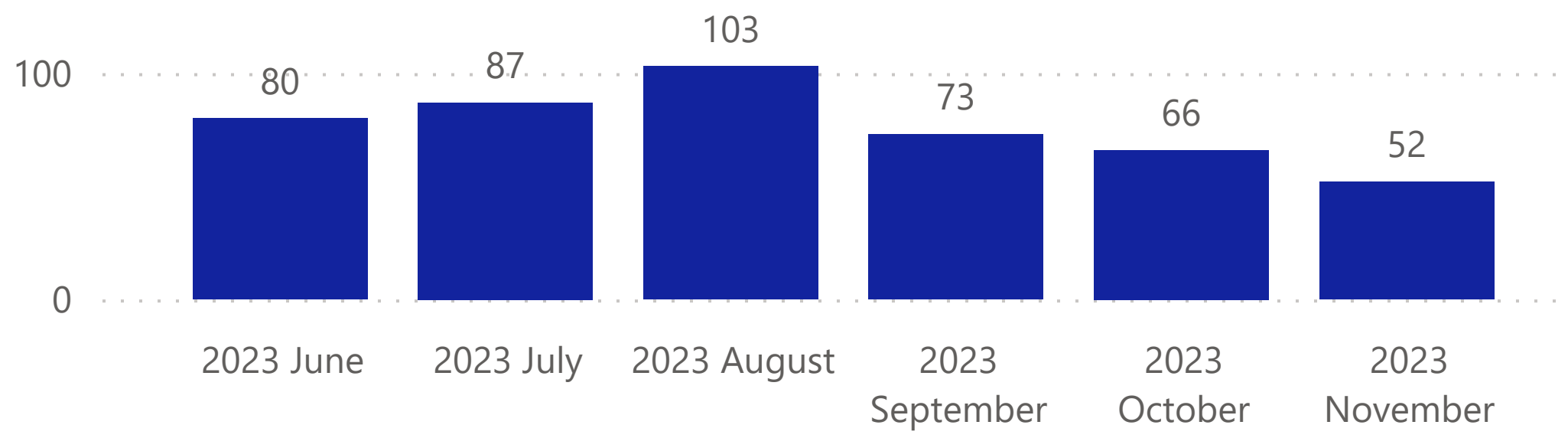


Police Incidents within the Safety Zone

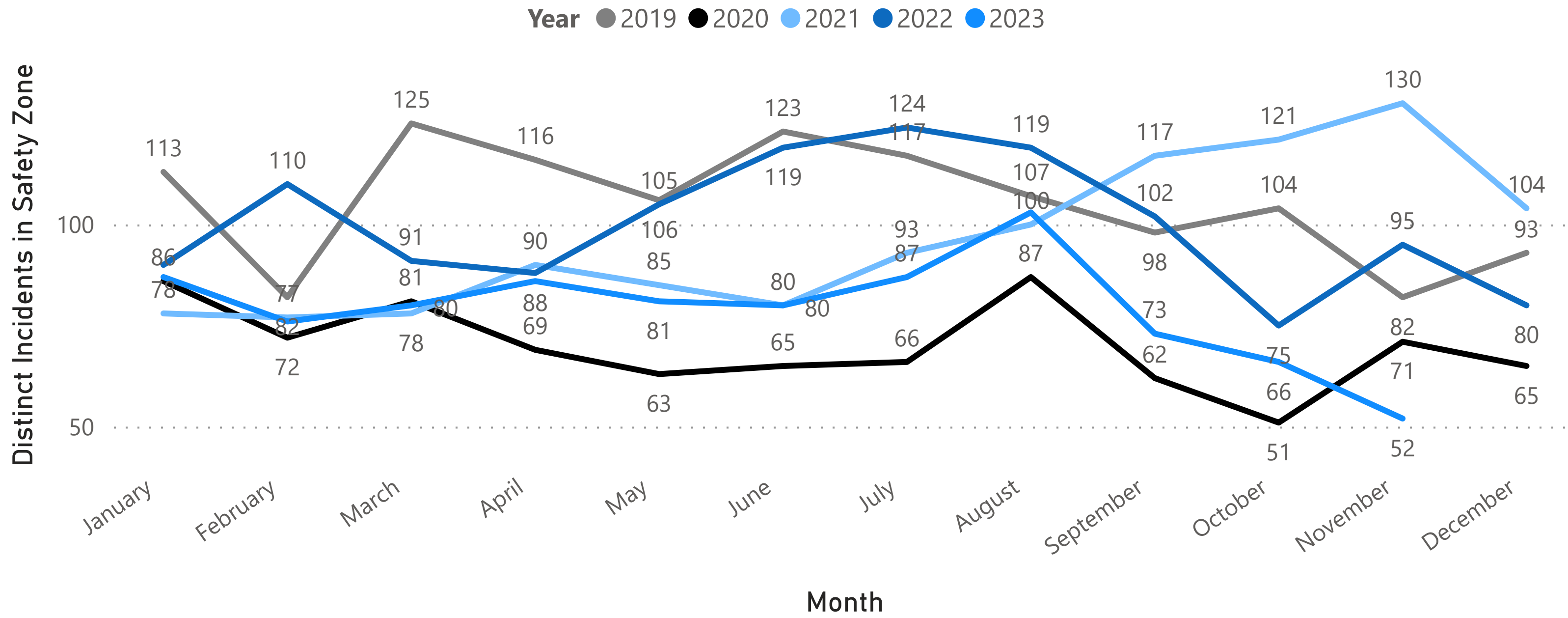
The data shown below is public police incident data from the Open Data Portal here: <https://data.sfgov.org/Public-Safety/Police-Department-Incident-Reports-2018-to-Present/wg3w-h783>. Incidents within the Safety Zone (shown at the right) are presented below.

Note: Data was last updated on 12/21/2023, and data is only shown through the last complete month. Counts for previous months may increase in future reporting, as additional incidents may be added to the database.

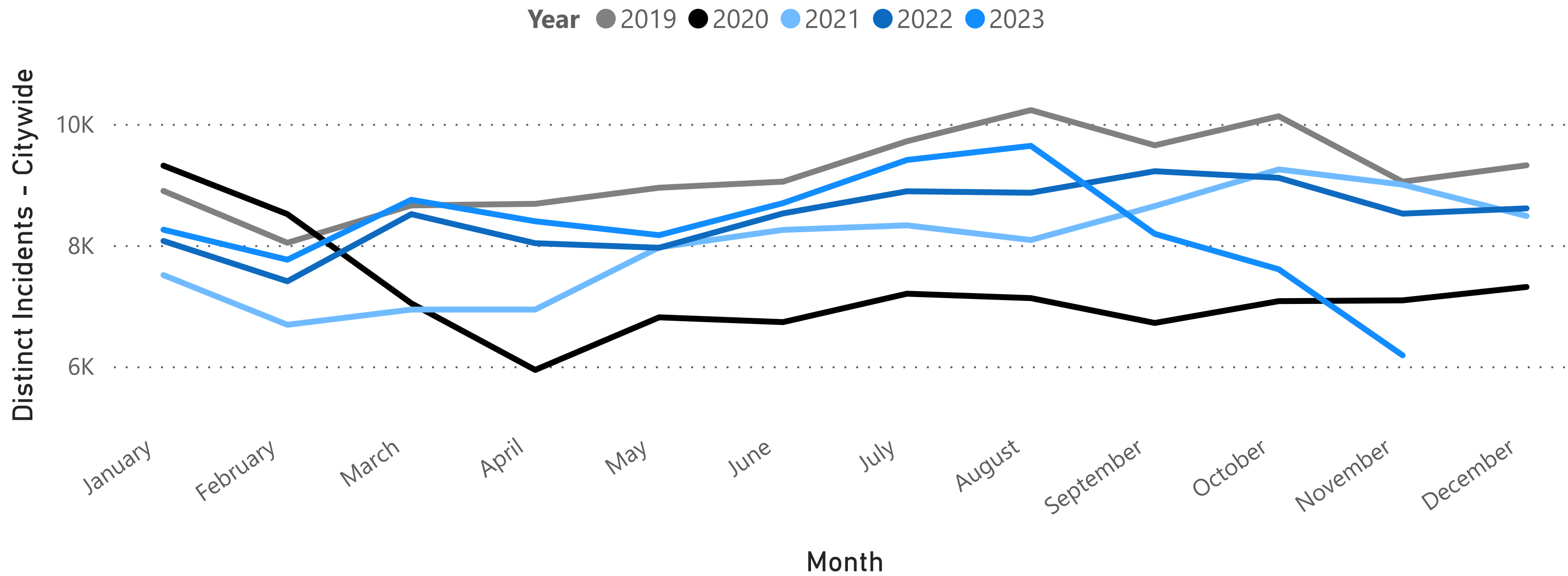
Distinct Incidents in Safety Zone in Last Six Months



Distinct Incidents in Safety Zone by Month and Year

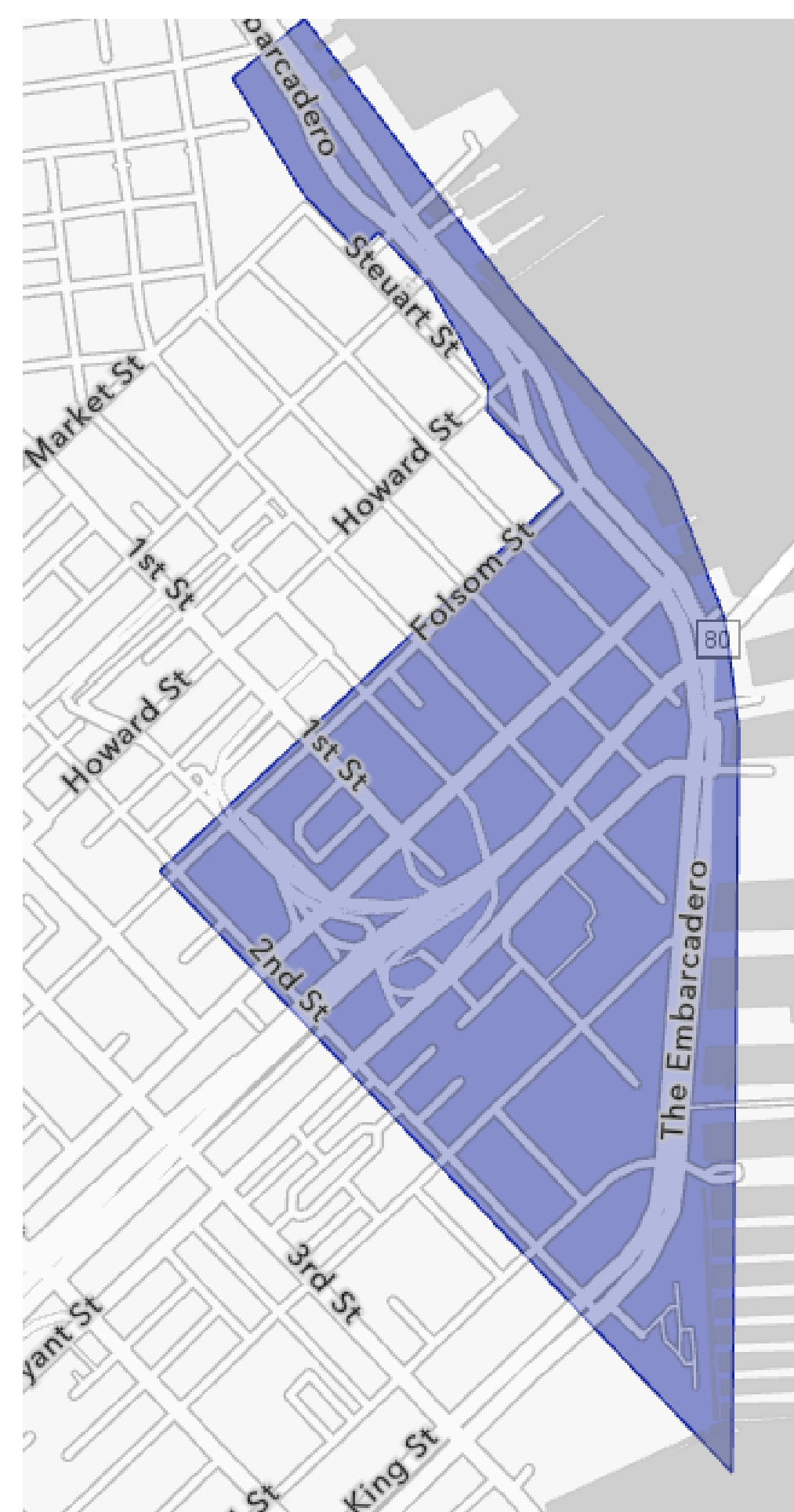


Distinct Incidents - Citywide by Month and Year



Police Incidents in November 2023

Incident Category	Distinct Incidents in Safety Zone	Distinct Incidents - Citywide
Larceny Theft	11	1,836
Assault	10	575
Other Miscellaneous	7	529
Burglary	6	438
Malicious Mischief	5	527
Non-Criminal	5	457
Motor Vehicle Theft	4	619
Disorderly Conduct	3	194
Weapons Offense	3	71
Lost Property	2	215
Recovered Vehicle	2	433
Arson	1	32
Fraud	1	207
Miscellaneous Investigation	1	122
Missing Person	1	138
Other Offenses	1	75
Robbery	1	191
Traffic Violation Arrest	1	64
		9
Case Closure		7
Courtesy Report		23
Drug Offense		171
Drug Violation		2
Embezzlement		3
Fire Report		14
Forgery And Counterfeiting		26
Homicide		3
Liquor Laws		2
Motor Vehicle Theft?		1
Offences Against The Family And Children		102
Other		83
Prostitution		4
Rape		1
Sex Offense		10
Stolen Property		32
Suicide		1
Suspicious Occ		169
Traffic Collision		21
Vandalism		33
Vehicle Impounded		8
Vehicle Misplaced		7
Warrant		222
Weapons Carrying Etc		29
Total	52	6,181



Additional notes: Data provided are distinct incident report counts for the timeframe and geography requested, as aggregated through the publically available incident reports dataset housed by DataSF (link below.) This dataset applies a geo-anonymization technique that places all incidents at a nearest intersection, therefore additional incidents from up to 1 block outside of the noted geographic boundaries may be included in this data. Certain confidential incident reports (for example, restraining order violations, child abuse, and others) may not be included in the data set to protect victims from re-identification. Juvenile data is not included in this dataset per W&I Code Sec 827. Further dataset documentation can be found here: <https://bit.ly/2x7Ta2P>

Data Source: <https://data.sfgov.org/Public-Safety/Police-Department-Incident-Reports-2018-to-Present/wg3w-h783>