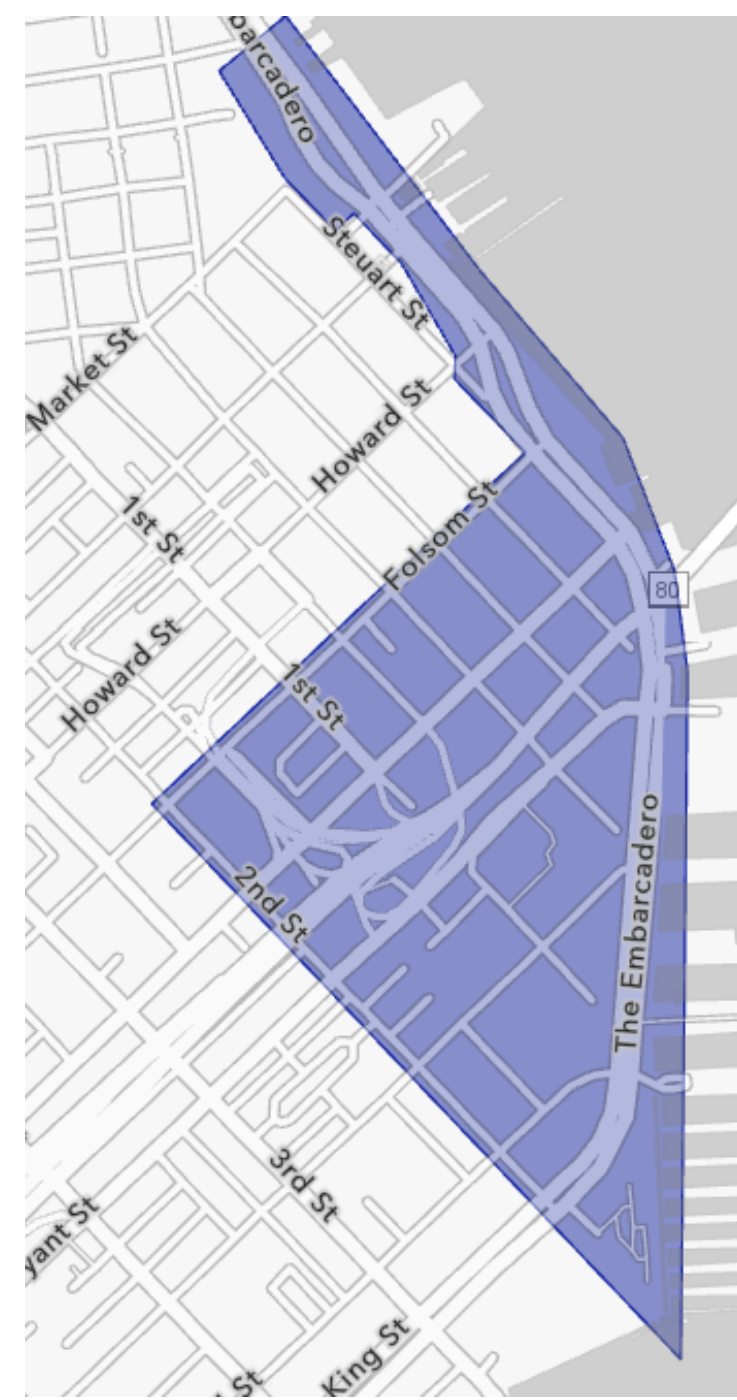


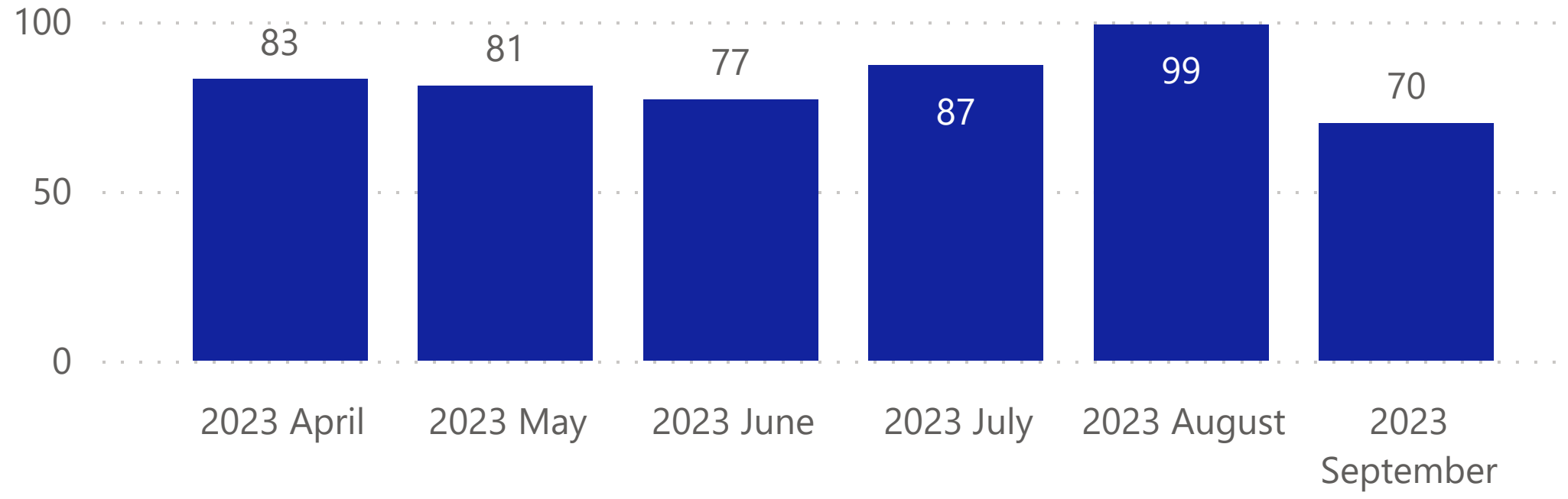
Police Incidents within the Safety Zone

The data shown below is public police incident data from the Open Data Portal here: <https://data.sfgov.org/Public-Safety/Police-Department-Incident-Reports-2018-to-Present/wg3w-h783>. Incidents within the Safety Zone (shown at the right) are presented below.

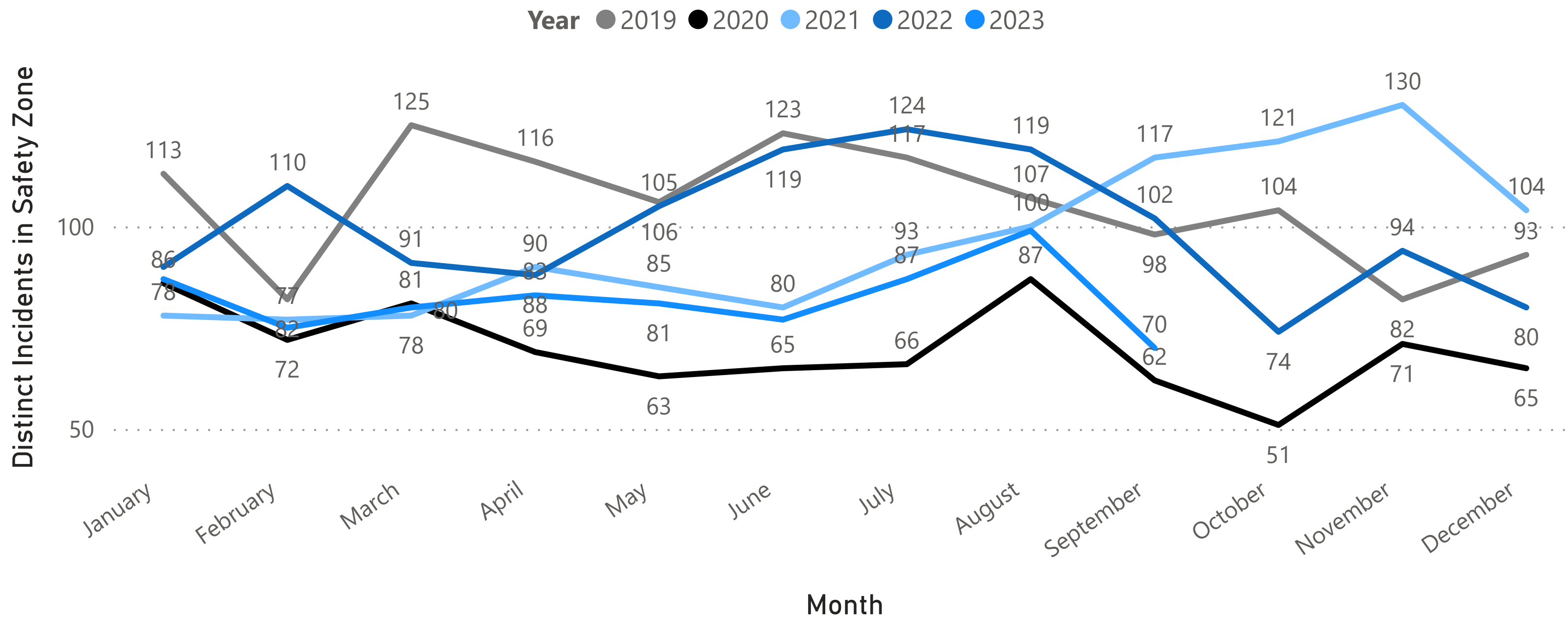
Note: Data was last updated on 10/19/2023, and data is only shown through the last complete month. Counts for previous months may increase in future reporting, as additional incidents may be added to the database.



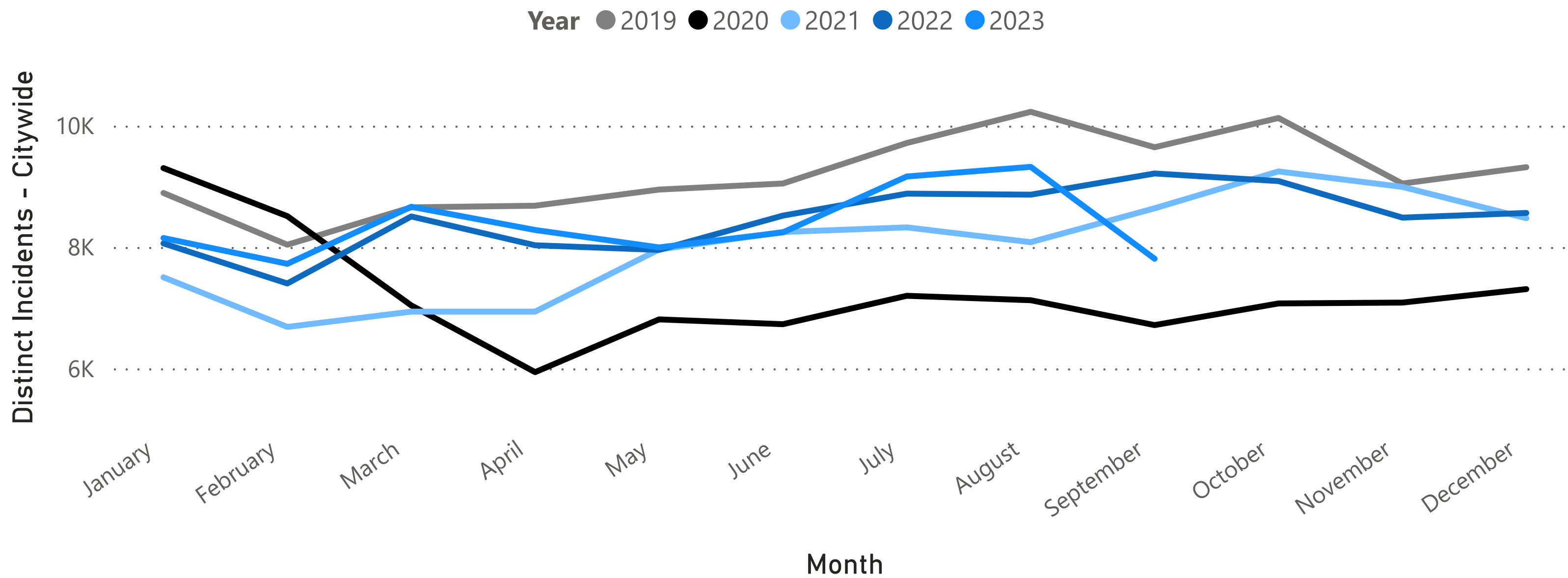
Distinct Incidents in Safety Zone in Last Six Months



Distinct Incidents in Safety Zone by Month and Year

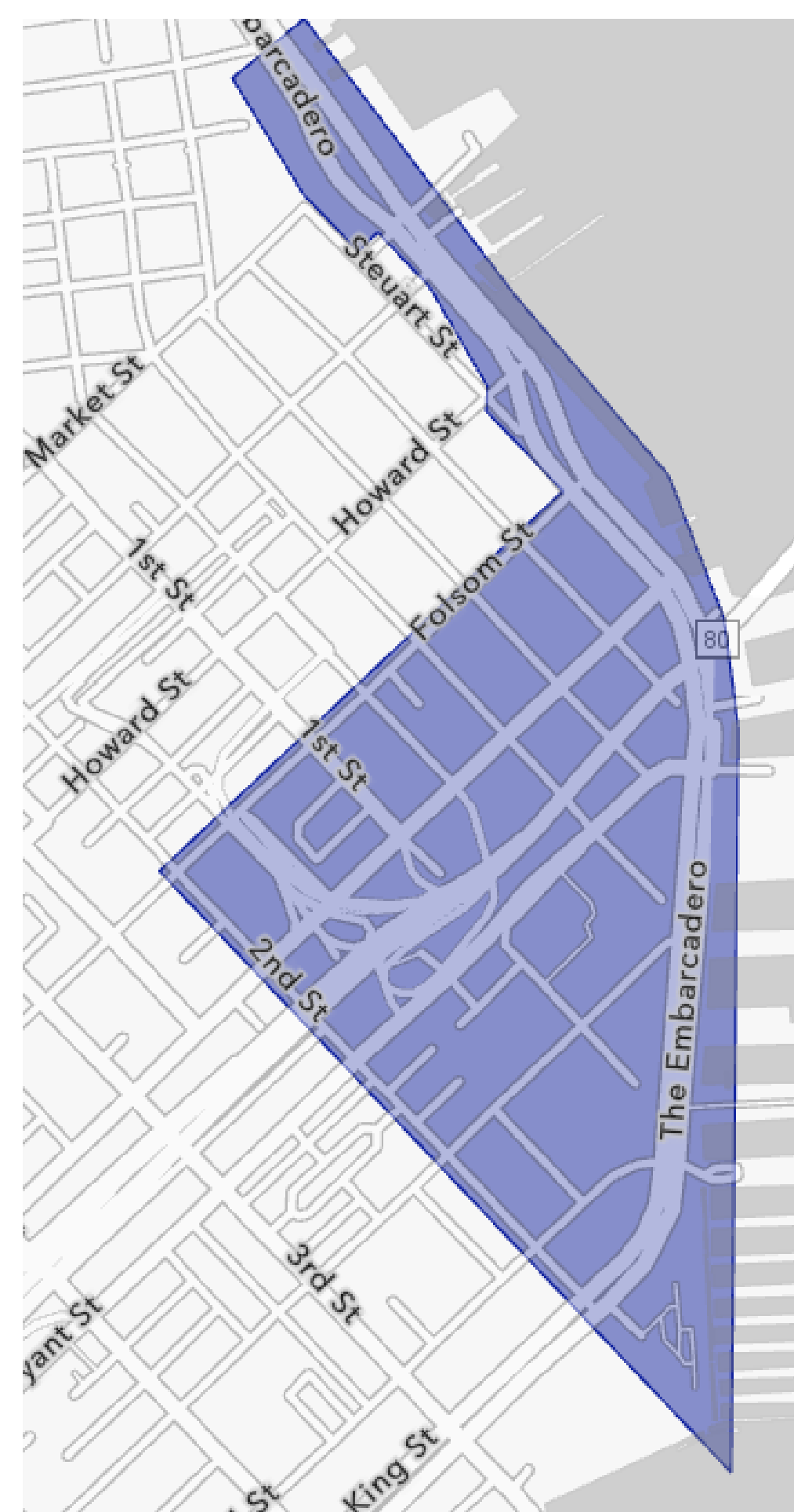


Distinct Incidents - Citywide by Month and Year



Police Incidents in September 2023

Incident Category	Distinct Incidents in Safety Zone	Distinct Incidents - Citywide
Larceny Theft	23	2,484
Malicious Mischief	8	676
Assault	7	660
Non-Criminal	7	573
Burglary	5	516
Motor Vehicle Theft	5	740
Fraud	3	256
Other Miscellaneous	3	656
Robbery	3	253
Suspicious Occ	3	208
Disorderly Conduct	2	251
Lost Property	2	251
Recovered Vehicle	2	505
Warrant	2	302
Drug Offense	1	206
Missing Person	1	175
Offences Against The Family And Children	1	101
Other Offenses	1	115
Weapons Carrying Etc	1	50
		13
Arson		19
Case Closure		12
Courtesy Report		29
Drug Violation		4
Embezzlement		6
Fire Report		15
Forgery And Counterfeiting		18
Homicide		1
Liquor Laws		1
Miscellaneous Investigation		147
Other		99
Prostitution		1
Rape		1
Sex Offense		9
Stolen Property		41
Suicide		7
Traffic Collision		18
Traffic Violation Arrest		93
Vandalism		41
Vehicle Impounded		15
Vehicle Misplaced		6
Weapons Offense		103
Total	70	7,807



Additional notes: Data provided are distinct incident report counts for the timeframe and geography requested, as aggregated through the publically available incident reports dataset housed by DataSF (link below.) This dataset applies a geo-anonymization technique that places all incidents at a nearest intersection, therefore additional incidents from up to 1 block outside of the noted geographic boundaries may be included in this data. Certain confidential incident reports (for example, restraining order violations, child abuse, and others) may not be included in the data set to protect victims from re-identification. Juvenile data is not included in this dataset per W&I Code Sec 827. Further dataset documentation can be found here: <https://bit.ly/2x7Ta2P>

Data Source: <https://data.sfgov.org/Public-Safety/Police-Department-Incident-Reports-2018-to-Present/wg3w-h783>