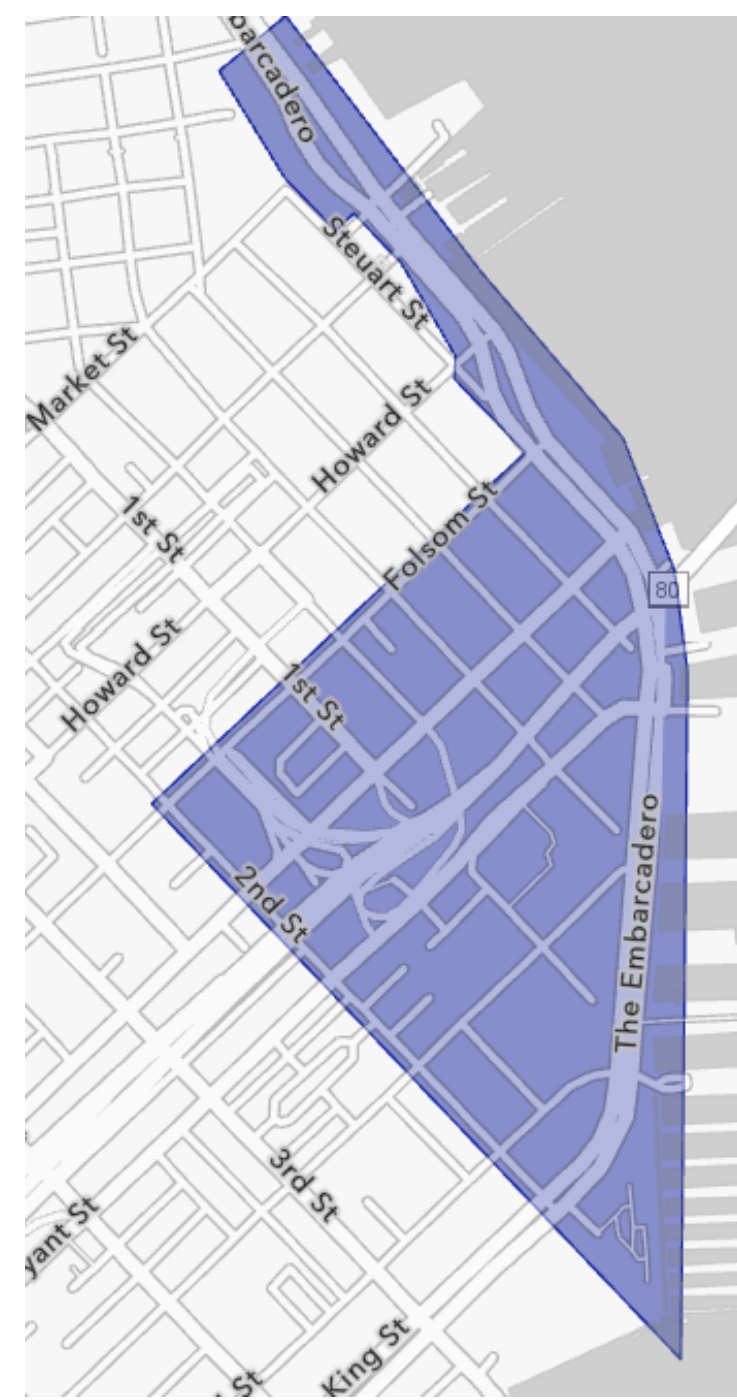


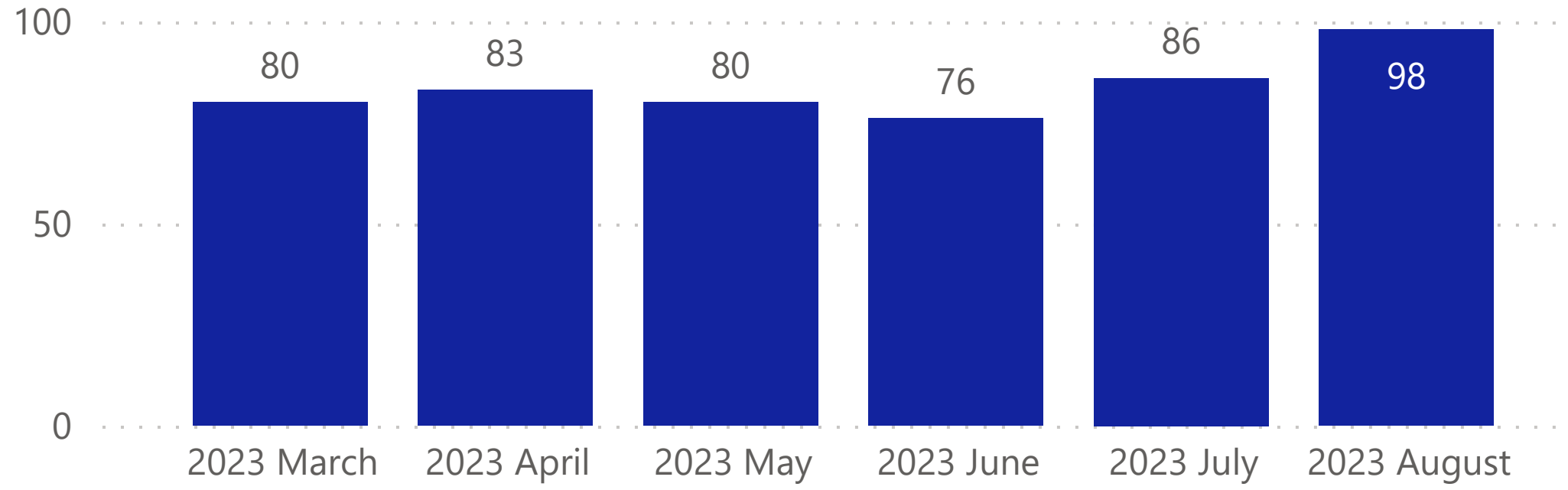
Police Incidents within the Safety Zone

The data shown below is public police incident data from the Open Data Portal here: <https://data.sfgov.org/Public-Safety/Police-Department-Incident-Reports-2018-to-Present/wg3w-h783>. Incidents within the Safety Zone (shown at the right) are presented below.

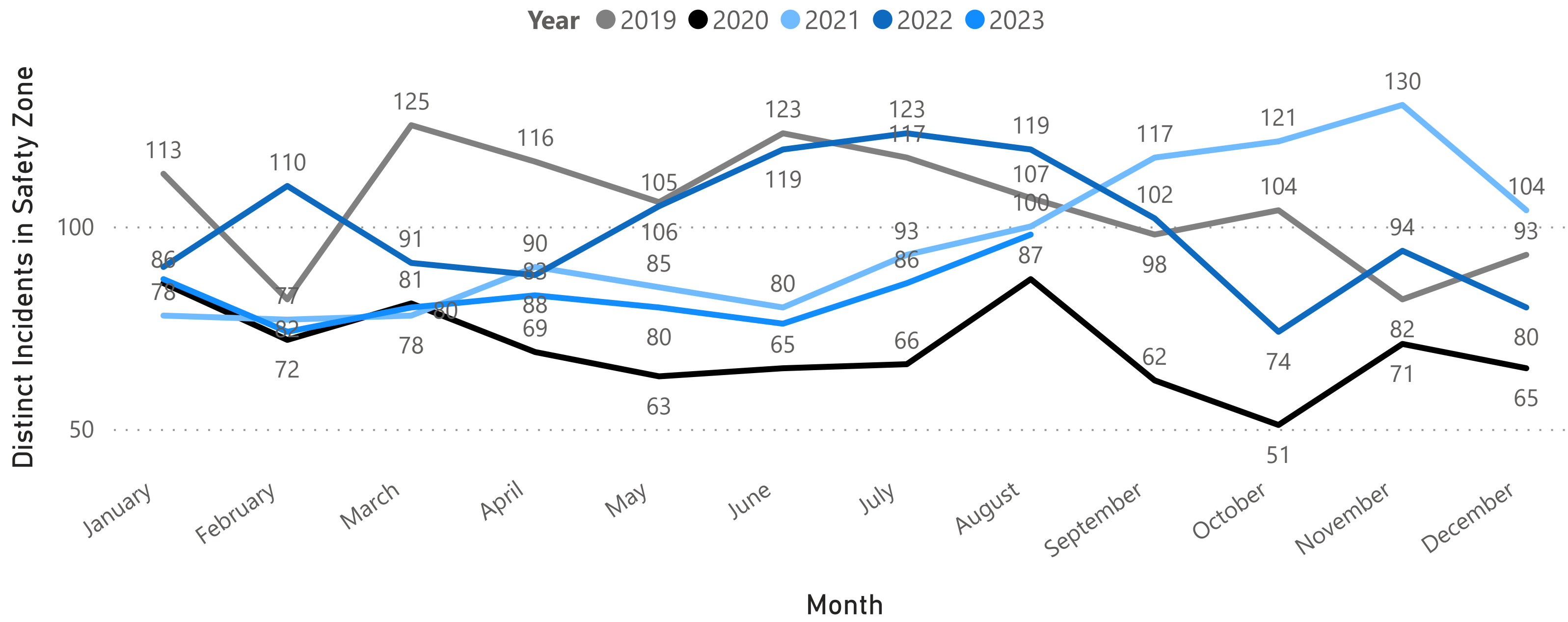
Note: Data was last updated on 9/21/2023, and data is only shown through the last complete month. Counts for previous months may increase in future reporting, as additional incidents may be added to the database.



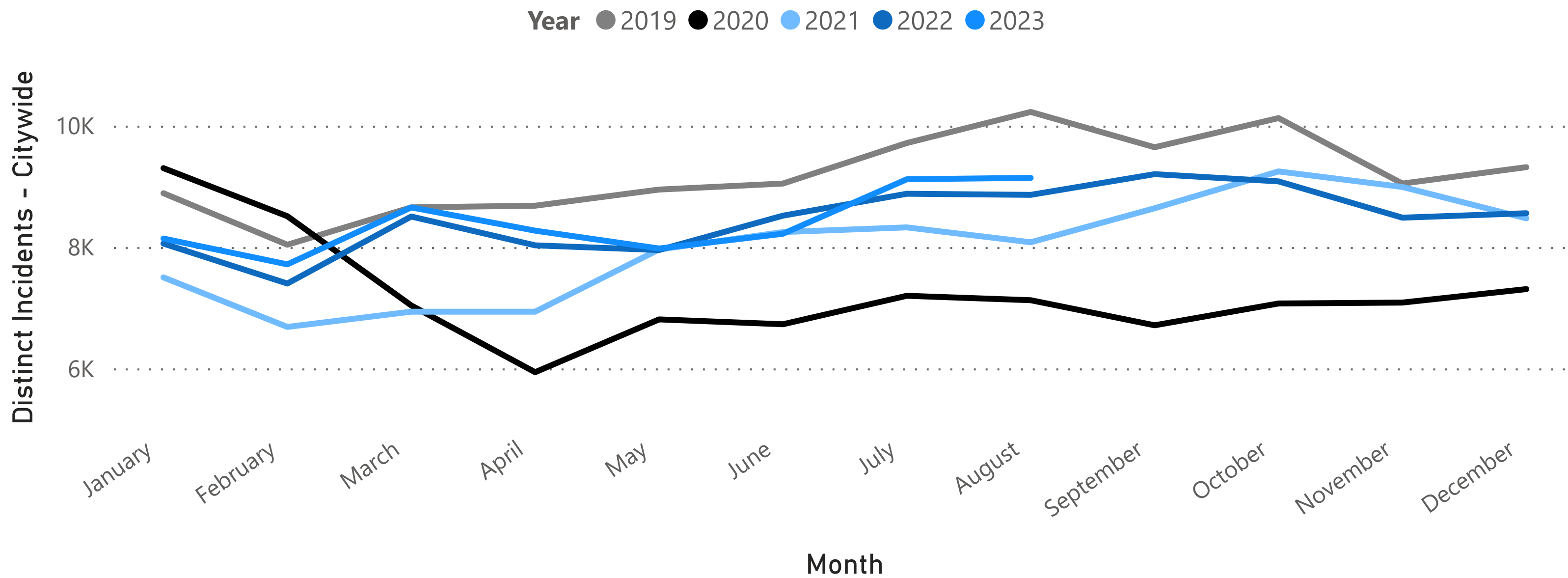
Distinct Incidents in Safety Zone in Last Six Months



Distinct Incidents in Safety Zone by Month and Year

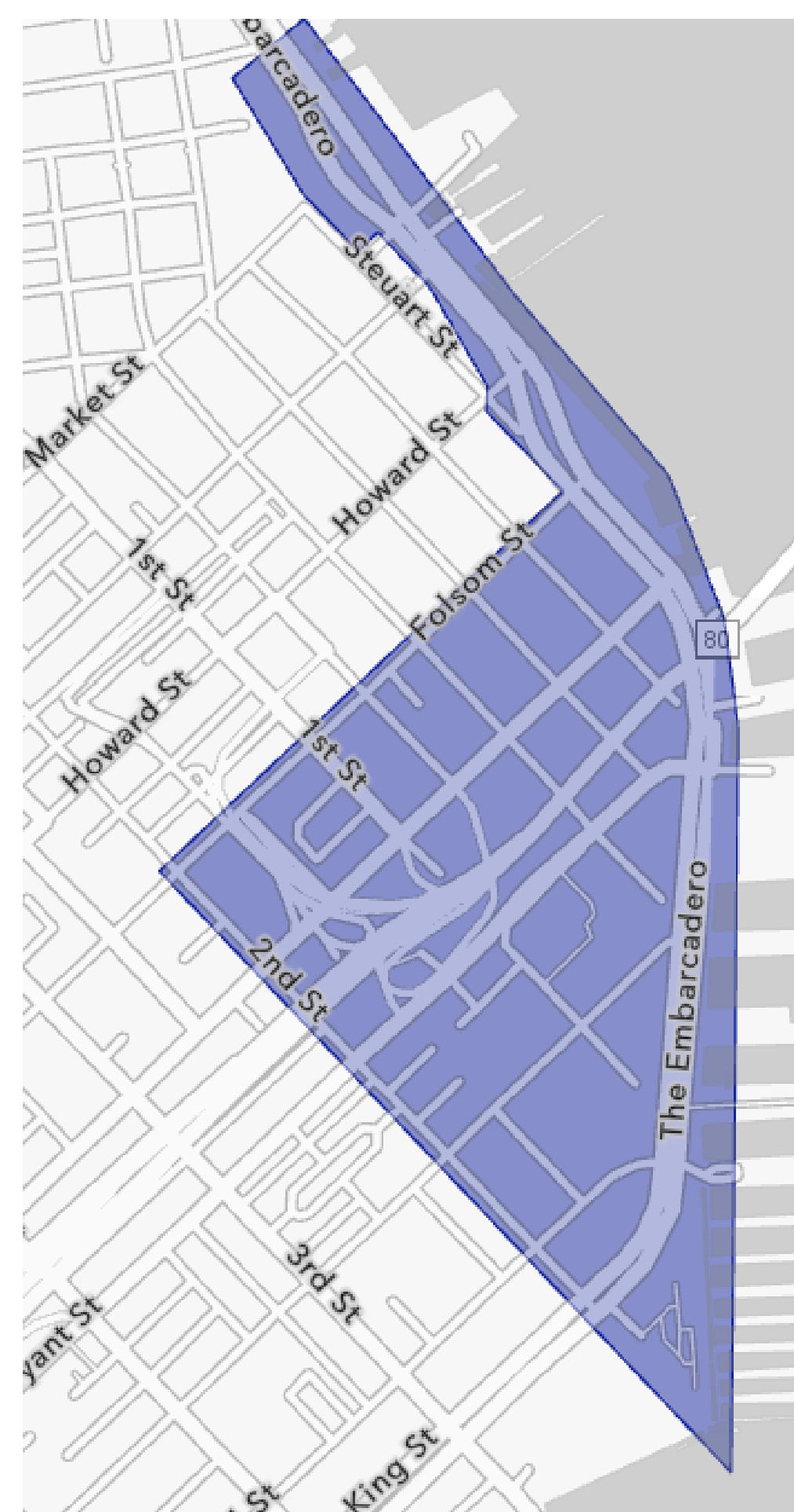


Distinct Incidents - Citywide by Month and Year



Police Incidents in August 2023

Incident Category	Distinct Incidents in Safety Zone	Distinct Incidents - Citywide
Larceny Theft	42	3,547
Non-Criminal	11	648
Other Miscellaneous	10	600
Malicious Mischief	8	813
Assault	6	658
Robbery	5	260
Lost Property	4	267
Motor Vehicle Theft	4	717
Suspicious Occ	4	196
Warrant	4	306
Missing Person	3	184
Burglary	2	477
Disorderly Conduct	2	309
Fraud	2	287
Liquor Laws	2	7
Other Offenses	2	105
Recovered Vehicle	2	510
Weapons Offense	2	76
Arson	1	30
Miscellaneous Investigation	1	167
Offences Against The Family And Children	1	122
Stolen Property	1	50
Weapons Carrying Etc	1	47
		9
Case Closure		20
Courtesy Report		37
Drug Offense		221
Drug Violation		1
Embezzlement		2
Fire Report		15
Forgery And Counterfeiting		31
Homicide		2
Other		115
Prostitution		3
Sex Offense		15
Suicide		7
Suspicious		1
Traffic Collision		36
Traffic Violation Arrest		57
Vandalism		28
Vehicle Impounded		5
Vehicle Misplaced		7
Total	98	9,140



Additional notes: Data provided are distinct incident report counts for the timeframe and geography requested, as aggregated through the publically available incident reports dataset housed by DataSF (link below.) This dataset applies a geo-anonymization technique that places all incidents at a nearest intersection, therefore additional incidents from up to 1 block outside of the noted geographic boundaries may be included in this data. Certain confidential incident reports (for example, restraining order violations, child abuse, and others) may not be included in the data set to protect victims from re-identification. Juvenile data is not included in this dataset per W&I Code Sec 827. Further dataset documentation can be found here: <https://bit.ly/2x7Ta2P>

Data Source: <https://data.sfgov.org/Public-Safety/Police-Department-Incident-Reports-2018-to-Present/wg3w-h783>