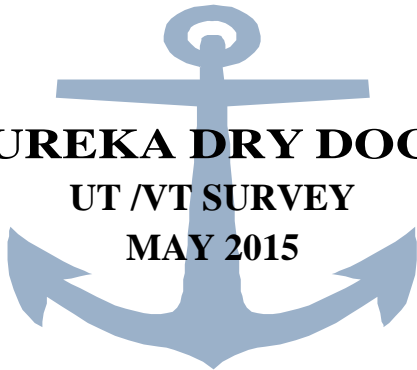


# INTERNATIONAL INSPECTION Specialists in Nondestructive Examination



## EUREKA DRY DOCK UT /VT SURVEY MAY 2015

All drawings, specifications, and copies thereof furnished by International Inspection, Inc. (hereafter, "the Work Product") are and shall remain the property of International Inspection, Inc. The Work Product is to be used only with respect to work on the vessel/project listed above (hereafter, "The Project") and is not to be used on any other project or delivered to any person or entity not directly involved with The Project. Submission or distribution of the Work Product to meet official regulatory requirements for other purposes in connection with The Project is not to be construed as publication in derogation of International Inspection, Inc.'s common law copyright or other reserved rights to Work Product.

Copyright (c) 2015 International Inspection, Inc.

---

Seattle: 3229 S. 148<sup>th</sup> Street, SeaTac, WA 98168 Phone: 206/766-8180 Fax: 206/766-8186  
Portland: 10521 N. Lombard Street, Portland, OR 97203 Phone: 503/283-2668 Fax: 503/283-7656  
Oakland: 1813 Clement Ave., Bldg 24, Alameda, CA 94501 Phone: 510/748-0964 Fax: 510/748-9874  
Los Angeles: 10600 Pioneer Blvd., Unit A, Santa Fe Springs, CA 90670 Phone: 562/944-3166 Fax: 562/944-3114  
San Diego: 2704 Transportation Ave., Unit C, National City, CA 94501 Phone: 619/512-5858 Fax: 619/512-5859

# INTERNATIONAL INSPECTION

Specialists in Nondestructive Examination

Ultrasonic thickness measurements and a visual survey was performed for BAE Systems of San Francisco on the Eureka Dry Dock located at BAE Shipyard in San Francisco, CA. The owners were represented by Mr. Justin Gleaton. The survey was performed by International Inspection personnel.

## EXTENT OF SURVEY

The following items were ultrasonically gauged:

- Pontoon Deck Plating Full Length (6' x 6' grid pattern)
- Pontoon Deck in way of Center Doubler Plate.

The following items were visually inspected:

- Under Deck Long. Stiffening in the Pontoon Section of tanks: 1 through 28.

## RESULTS OF SURVEY

The results are shown within the following report.

Respectfully submitted,

INTERNATIONAL INSPECTION, Inc.



Max Smith  
Operations – Oakland Division

# INTERNATIONAL INSPECTION Specialists in Nondestructive Examination

## EUREKA DRY DOCK VISUAL SURVEY TABLE OF CONTENTS

GENERAL ARRANGEMENT.....	page 5.
TYPICAL FRACTURE DETAIL.....	page 6.
SECTION I : DECK PLATING ULTRASONIC THICKNESS SURVEY.....	pages 7 – 8.
SECTION II : TANK No.1.....	pages 9 – 21.
SECTION III : TANKS No.2 & 17.....	pages 22 – 34.
SECTION IV : TANK No.3 .....	pages 35 – 45.
SECTION V : TANKS No.4, 18 & 19.....	pages 46 – 58.
SECTION VI : TANK No.5A.....	pages 59 – 65.
SECTION VII : TANK No.6A & 20A.....	pages 66 – 73.
SECTION VIII : TANK No.5.....	pages 74 – 96.
SECTION IX : TANKS No.6, 20 & 21.....	pages 97 – 121.



SECTION X : TANK No.7.....pages 122 – 146.

SECTION XI : TANKS No. 8, 21 & 22.....pages 147 – 173.

SECTION XII : TANK No.9.....pages 174 – 198.

SECTION XIII : TANKS No. 10, 23 & 24.....pages 199 – 224.

SECTION XIV : TANK No.11.....pages 225 – 255.

SECTION XV : TANK No.12, 24 & 25.....pages 256 – 283.

SECTION XVI : TANKS No.11A.....pages 284 – 290.

SECTION XVII : TANKS No.12A & 25A.....pages 291 – 297.

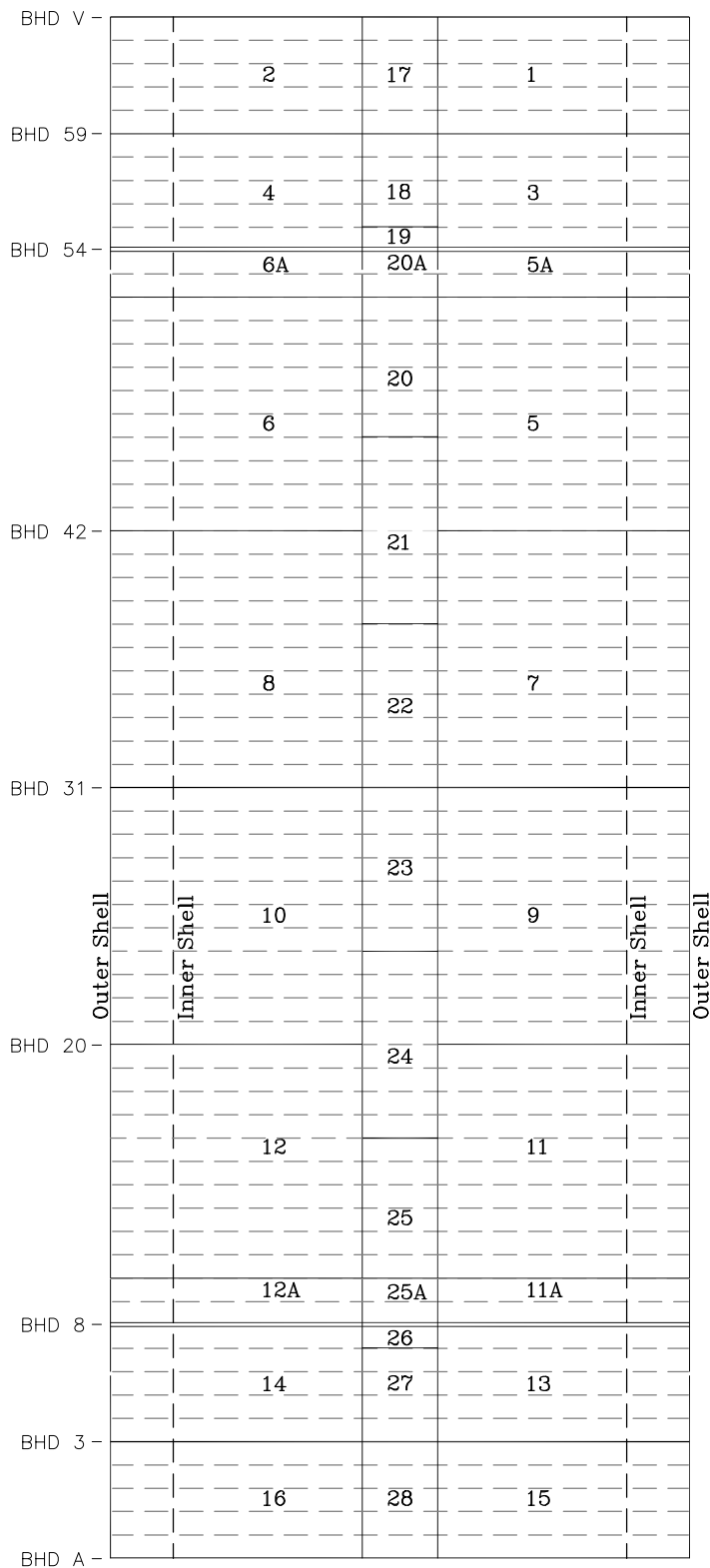
SECTION XVIII : TANK No.13.....pages 298 – 311.

SECTION XIX : TANKS No. 14, 26 & 27.....pages 312 – 324.

SECTION XX : TANK No.15.....pages 325 – 338.

SECTION XXI : TANK No.16 & 28.....pages 339 – 351.

↑  
NORTH



VESSEL: **EUREKA DRY DOCK**

GENERAL ARRANGEMENT

DESCRIPTION: PLAN VIEW

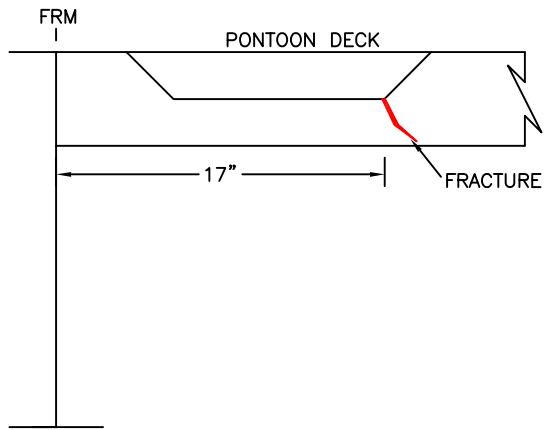
DRAWN BY: M. SMITH

JOB # A1268

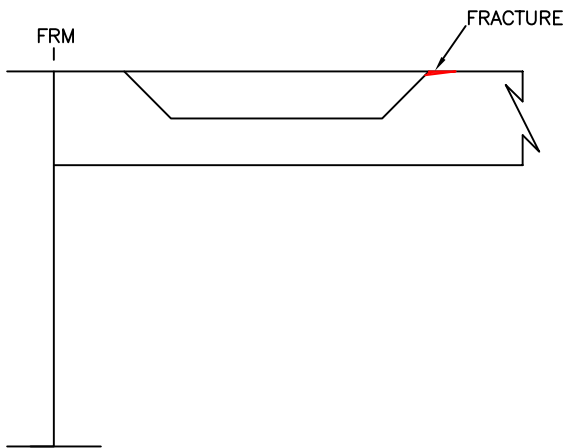
DWG # Gen Arrg't

v1.1

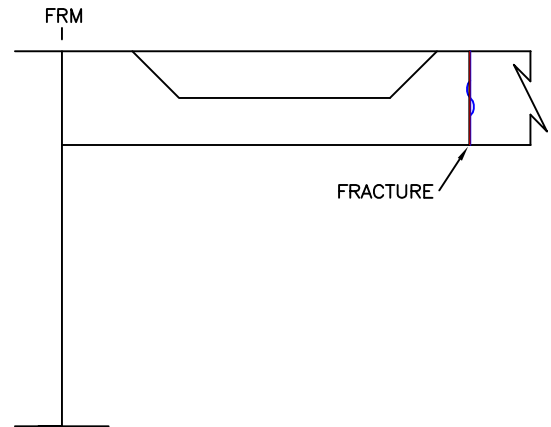
DATE: APRIL 2015



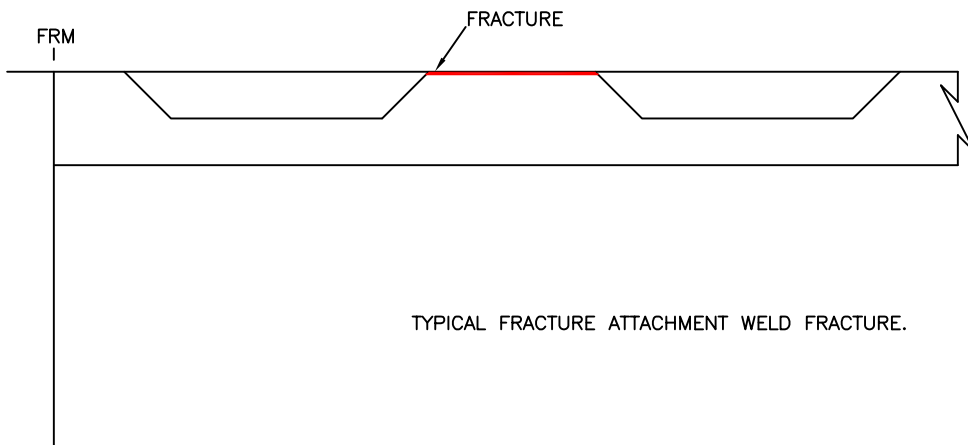
TYPICAL FRACTURE IN WAY OF CHANNEL CUT OUT SHOWN.



TYPICAL FRACTURE IN WAY OF WRAP WELD DECK ATTACHMENT.



TYPICAL WEB AND FLANGE 100% FRACTURE.



TYPICAL FRACTURE ATTACHMENT WELD FRACTURE.

TYPICAL FRACTURE DETAIL

VESSEL: **EUREKA DRY DOCK**

DESCRIPTION:

DRAWN BY: **M. SMITH**

JOB # **A1268**

DWG # **TypDet**

v1.1 DATE: **MAY 2016**

INTERNATIONAL INSPECTION, INC.

NORTH

BHD V	0.16 (63%)	0.41 (6%)	0.30 (31%)	0.28 (36%)											0.26 (41%)	0.27 (38%)	0.30 (31%)	0.27 (38%)
	0.31 (29%)	0.34 (22%)	0.36 (18%)	0.38 (13%)											0.24 (45%)	0.28 (36%)	0.27 (34%)	0.38 (13%)
	0.18 (59%)	0.43 (2%)	0.45 (0%)	0.34 (22%)											0.38 (13%)	0.36 (18%)	0.37 (15%)	0.26 (41%)
	0.23 (47%)	0.29 (34%)	0.38 (13%)	0.36 (18%)											0.41 (6%)	0.32 (27%)	0.29 (34%)	0.20 (54%)
BHD 59	0.29 (34%)	0.28 (36%)	0.37 (15%)	0.22 (50%)											0.34 (22%)	0.29 (34%)	0.34 (22%)	0.37 (15%)
	0.43 (2%)	0.27 (38%)	0.21 (52%)	0.45 (0%)											0.35 (20%)	0.38 (13%)	0.34 (22%)	0.28 (36%)
	0.40 (9%)	0.42 (4%)	0.44 (0%)	0.40 (9%)											0.36 (18%)	0.29 (34%)	0.24 (45%)	0.32 (27%)
	0.40 (9%)	0.37 (15%)	0.33 (25%)	0.30 (31%)											0.33 (25%)	0.36 (18%)	0.27 (38%)	0.37 (15%)
	0.32 (27%)	0.32 (27%)	0.40 (9%)	0.28 (36%)											0.40 (9%)	0.27 (38%)	0.24 (45%)	0.30 (31%)
	0.31 (29%)	0.40 (9%)	0.36 (18%)	0.40 (9%)											0.31 (29%)	0.33 (25%)	0.31 (29%)	0.43 (2%)
BHD 54	0.30 (31%)	0.21 (52%)	0.41 (6%)	0.23 (47%)	0.31 (29%)	0.21 (52%)	0.37 (15%)	0.35 (20%)	0.35 (20%)	0.38 (13%)	0.22 (50%)	0.33 (25%)	0.32 (27%)	0.24 (45%)	0.23 (47%)			
	0.28 (36%)	0.29 (34%)	0.31 (29%)	0.27 (38%)	0.35 (20%)	0.33 (25%)	0.34 (22%)	0.32 (27%)	0.29 (34%)	0.32 (27%)	0.31 (29%)	0.46 (0%)	0.40 (9%)	0.36 (18%)	0.28 (36%)			
	0.35 (20%)	0.40 (9%)	0.31 (29%)	0.38 (13%)	0.25 (43%)	0.24 (45%)	0.47 (0%)	0.42 (4%)	0.40 (9%)	0.32 (27%)	0.34 (22%)	0.31 (29%)	0.30 (31%)	0.37 (15%)	0.20 (54%)			
	0.30 (31%)	0.28 (36%)	0.35 (20%)	0.46 (0%)	0.37 (15%)	0.36 (18%)	0.31 (29%)	0.35 (20%)	0.33 (25%)	0.21 (52%)	0.24 (45%)	0.42 (4%)	0.42 (4%)	0.34 (22%)	0.40 (9%)			
	0.17 (61%)	0.34 (22%)	0.34 (22%)	0.27 (38%)	0.24 (45%)	0.33 (25%)	0.29 (38%)	0.27 (38%)	0.49 (0%)	0.49 (0%)	0.23 (47%)	0.36 (18%)	0.40 (9%)	0.39 (11%)	0.17 (61%)			
	0.29 (34%)	0.37 (15%)	0.34 (22%)	0.42 (4%)	0.28 (36%)	0.26 (41%)	0.40 (9%)	0.31 (29%)	0.26 (41%)	0.25 (43%)	0.32 (27%)	0.40 (9%)	0.38 (13%)	0.39 (11%)	0.24 (45%)			
	0.29 (34%)	0.45 (0%)	0.25 (43%)	0.30 (31%)	0.20 (54%)	0.40 (9%)	0.32 (27%)	0.40 (9%)	0.27 (38%)	0.30 (31%)	0.26 (41%)	0.38 (13%)	0.44 (0%)	0.40 (9%)	0.21 (52%)			
	0.29 (34%)	0.36 (18%)	0.21 (52%)	0.33 (25%)	0.32 (27%)	0.39 (11%)	0.30 (31%)	0.30 (31%)	0.27 (38%)	0.23 (47%)	0.41 (6%)	0.31 (29%)	0.32 (27%)	0.35 (20%)	0.20 (54%)			
	0.40 (9%)	0.40 (9%)	0.37 (15%)	0.40 (9%)	0.33 (25%)	0.32 (27%)	0.33 (25%)	0.41 (6%)	0.33 (25%)	0.32 (27%)	0.34 (22%)	0.28 (36%)	0.30 (31%)	0.36 (18%)	0.20 (54%)			
	0.33 (25%)	0.25 (43%)	0.46 (0%)	0.44 (0%)	0.34 (22%)	0.24 (45%)	0.28 (36%)	0.41 (6%)	0.31 (29%)	0.35 (20%)	0.30 (31%)	0.29 (34%)	0.43 (2%)	0.38 (13%)	0.26 (41%)			
	0.40 (9%)	0.33 (25%)	0.22 (50%)	0.43 (2%)	0.40 (9%)	0.20 (54%)	0.27 (38%)	0.39 (11%)	0.31 (29%)	0.28 (36%)	0.35 (20%)	0.33 (25%)	0.41 (6%)	0.24 (45%)	0.21 (52%)			
BHD 42	0.32 (27%)	0.28 (36%)	0.37 (15%)	0.29 (34%)	0.24 (45%)	0.39 (11%)	0.28 (36%)	0.40 (9%)	0.34 (22%)	0.24 (45%)	0.35 (20%)	0.21 (52%)	0.36 (18%)	0.27 (38%)	0.24 (45%)			
	0.48 (0%)	0.36 (18%)	0.39 (11%)	0.38 (13%)	0.49 (0%)	0.34 (22%)	0.26 (41%)	0.32 (27%)	0.29 (34%)	0.34 (22%)	0.43 (2%)	0.33 (25%)	0.33 (25%)	0.44 (0%)	0.45 (0%)			
	0.49 (0%)	0.29 (34%)	0.37 (15%)	0.32 (27%)	0.34 (22%)	0.31 (29%)	0.21 (52%)	0.27 (38%)	0.28 (36%)	0.30 (31%)	0.35 (20%)	0.30 (31%)	0.35 (20%)	0.34 (22%)	0.25 (43%)			
	0.44 (0%)	0.29 (34%)	0.34 (22%)	0.35 (20%)	0.25 (43%)	0.31 (29%)	0.22 (50%)	0.24 (45%)	0.19 (57%)	0.26 (41%)	0.36 (18%)	0.38 (13%)	0.40 (9%)	0.37 (15%)	0.36 (18%)			
	0.50 (0%)	0.44 (0%)	0.31 (29%)	0.50 (0%)	0.24 (45%)	0.22 (50%)	0.27 (38%)	0.24 (45%)	0.26 (41%)	0.21 (52%)	0.35 (20%)	0.40 (9%)	0.37 (15%)	0.41 (6%)	0.36 (18%)			
	0.43 (2%)	0.39 (11%)	0.29 (34%)	0.30 (31%)	0.32 (27%)	0.41 (6%)	0.19 (57%)	0.26 (41%)	0.24 (45%)	0.24 (45%)	0.28 (36%)	0.41 (6%)	0.39 (11%)	0.34 (22%)	0.28 (36%)			
	0.40 (9%)	0.41 (6%)	0.41 (6%)	0.44 (0%)	0.40 (9%)	0.41 (6%)	0.20 (54%)	0.27 (38%)	0.15 (66%)	0.29 (34%)	0.31 (29%)	0.47 (0%)	0.49 (0%)	0.49 (0%)	0.30 (31%)			
	0.48 (0%)	0.37 (15%)	0.48 (0%)	0.37 (15%)	0.40 (9%)	0.40 (9%)	0.28 (36%)	0.29 (34%)	0.28 (36%)	0.25 (43%)	0.45 (0%)	0.42 (4%)	0.44 (0%)	0.40 (9%)	0.35 (20%)			
	0.47 (0%)	0.48 (0%)	0.32 (27%)	0.45 (0%)	0.38 (13%)	0.48 (0%)	0.28 (36%)	0.27 (38%)	0.23 (47%)	0.35 (20%)	0.29 (34%)	0.38 (13%)	0.22 (50%)	0.48 (0%)	0.20 (54%)			
	0.30 (31%)	0.30 (31%)	0.37 (15%)	0.36 (18%)	0.34 (22%)	0.26 (41%)	0.30 (31%)	0.27 (38%)	0.18 (59%)	0.33 (25%)	0.40 (9%)	0.32 (27%)	0.26 (41%)	0.34 (22%)	0.24 (45%)			
	0.40 (9%)	0.45 (0%)	0.42 (4%)	0.28 (36%)	0.47 (0%)	0.20 (54%)	0.34 (22%)	0.32 (27%)	0.36 (18%)	0.23 (47%)	0.36 (18%)	0.29 (34%)	0.20 (54%)	0.28 (36%)	0.38 (13%)			
BHD 31	0.41 (6%)	0.41 (6%)	0.31 (29%)	0.25 (43%)	0.40 (9%)	0.34 (22%)	0.21 (52%)	0.27 (38%)	0.23 (47%)	0.46 (0%)	0.44 (0%)	0.31 (29%)	0.36 (18%)	0.35 (20%)	0.19 (57%)			

NOTE:  
 DRY DOCK DECK .4375"PLT.  
 RED = EXCESSIVE WASTAGE 25% OR GREATER.  
 [Pink Box] = READINGS TAKEN IWO DOUBLER FROM UNDERSIDE OF DECK.

VESSEL: <b>EUREKA DRY DOCK</b>		DESCRIPTION: MAIN DECK PLATING - NORTH SECTION	
DRAWN BY: M. SMITH		PLAN VIEW	
JOB # A1268	DWG # MnDk 1	v1.1	DATE: MAY 2015

INTERNATIONAL INSPECTION, INC.

NORTH

BHD 31		0.18 (59%)	0.35 (20%)	0.37 (15%)	0.32 (27%)	0.44 (0%)	0.49 (0%)	0.22 (50%)	0.32 (27%)	0.25 (43%)	0.39 (11%)	0.50 (0%)	0.40 (9%)	0.28 (36%)	0.30 (31%)	0.10 (77%)
		0.42 (4%)	0.42 (4%)	0.39 (11%)	0.33 (25%)	0.33 (25%)	0.31 (29%)	0.26 (41%)	0.26 (41%)	0.25 (43%)	0.34 (22%)	0.41 (6%)	0.27 (38%)	0.29 (34%)	0.34 (22%)	0.26 (41%)
		0.40 (9%)	0.36 (18%)	0.32 (27%)	0.34 (22%)	0.41 (6%)	0.32 (27%)	0.29 (34%)	0.28 (36%)	0.22 (50%)	0.42 (4%)	0.43 (2%)	0.41 (6%)	0.46 (0%)	0.26 (41%)	0.24 (45%)
		0.23 (47%)	0.28 (36%)	0.29 (34%)	0.35 (20%)	0.50 (0%)	0.24 (45%)	0.22 (50%)	0.34 (22%)	0.29 (34%)	0.43 (2%)	0.40 (9%)	0.37 (15%)	0.37 (15%)	0.25 (43%)	0.21 (52%)
		0.24 (45%)	0.46 (0%)	0.26 (41%)	0.48 (0%)	0.48 (0%)	0.36 (18%)	0.21 (52%)	0.27 (36%)	0.28 (36%)	0.44 (0%)	0.35 (20%)	0.42 (4%)	0.46 (0%)	0.39 (0%)	0.24 (45%)
		0.26 (41%)	0.34 (22%)	0.43 (2%)	0.38 (13%)	0.30 (31%)	0.29 (34%)	0.25 (43%)	0.34 (22%)	0.23 (47%)	0.40 (9%)	0.40 (9%)	0.41 (6%)	0.44 (0%)	0.32 (27%)	0.24 (45%)
		0.28 (36%)	0.36 (18%)	0.43 (2%)	0.28 (36%)	0.40 (9%)	0.25 (43%)	0.23 (43%)	0.29 (34%)	0.32 (27%)	0.38 (13%)	0.45 (0%)	0.39 (18%)	0.36 (18%)	0.42 (4%)	0.24 (45%)
		0.29 (34%)	0.36 (18%)	0.40 (9%)	0.33 (25%)	0.38 (13%)	0.32 (27%)	0.28 (36%)	0.27 (36%)	0.22 (50%)	0.40 (9%)	0.37 (15%)	0.42 (4%)	0.38 (13%)	0.50 (0%)	0.25 (43%)
		0.35 (20%)	0.36 (18%)	0.47 (0%)	0.28 (36%)	0.37 (15%)	0.23 (47%)	0.29 (36%)	0.28 (36%)	0.26 (41%)	0.43 (2%)	0.35 (20%)	0.48 (0%)	0.41 (6%)	0.29 (34%)	0.25 (43%)
		0.45 (0%)	0.29 (34%)	0.35 (20%)	0.41 (6%)	0.42 (4%)	0.30 (31%)	0.20 (54%)	0.30 (31%)	0.28 (36%)	0.44 (0%)	0.46 (0%)	0.40 (9%)	0.34 (22%)	0.32 (27%)	0.11 (75%)
BHD 20		0.33 (25%)	0.30 (31%)	0.42 (4%)	0.37 (15%)	0.40 (9%)	0.34 (22%)	0.27 (36%)	0.31 (29%)	0.29 (34%)	0.39 (11%)	0.42 (4%)	0.40 (9%)	0.38 (13%)	0.29 (34%)	0.35 (20%)
		0.35 (20%)	0.39 (11%)	0.49 (0%)	0.42 (4%)	0.47 (0%)	0.44 (0%)	0.32 (27%)	0.33 (25%)	0.31 (29%)	0.40 (9%)	0.41 (6%)	0.48 (0%)	0.37 (15%)	0.38 (13%)	0.31 (29%)
		0.28 (36%)	0.33 (25%)	0.34 (22%)	0.50 (0%)	0.30 (31%)	0.33 (25%)	0.27 (36%)	0.22 (50%)	0.46 (0%)	0.19 (57%)	0.34 (22%)	0.47 (0%)	0.25 (43%)	0.31 (29%)	0.22 (50%)
		0.32 (27%)	0.30 (31%)	0.30 (31%)	0.24 (45%)	0.34 (22%)	0.33 (25%)	0.20 (54%)	0.27 (36%)	0.46 (0%)	0.36 (18%)	0.42 (4%)	0.39 (13%)	0.38 (13%)	0.34 (22%)	0.42 (4%)
		0.50 (0%)	0.36 (18%)	0.30 (31%)	0.32 (27%)	0.31 (29%)	0.25 (43%)	0.20 (54%)	0.32 (27%)	0.34 (22%)	0.33 (25%)	0.46 (0%)	0.45 (0%)	0.36 (18%)	0.39 (11%)	0.43 (2%)
		0.49 (0%)	0.43 (2%)	0.32 (27%)	0.34 (22%)	0.29 (34%)	0.41 (6%)	0.20 (54%)	0.38 (13%)	0.49 (0%)	0.34 (22%)	0.50 (0%)	0.44 (0%)	0.46 (0%)	0.39 (11%)	0.35 (20%)
		0.34 (22%)	0.28 (36%)	0.35 (20%)	0.38 (13%)	0.29 (34%)	0.33 (25%)	RUDDER			0.34 (22%)	0.47 (0%)	0.48 (0%)	0.47 (0%)	0.30 (31%)	0.32 (27%)
		0.50 (0%)	0.28 (36%)	0.50 (0%)	0.32 (27%)	0.48 (0%)	0.32 (27%)				0.43 (2%)	0.45 (0%)	0.48 (0%)	0.46 (0%)	0.39 (11%)	0.46 (0%)
		0.48 (0%)	0.38 (13%)	0.45 (0%)	0.37 (15%)	0.46 (0%)	0.43 (2%)	PIT			0.37 (15%)	0.45 (0%)	0.48 (0%)	0.46 (0%)	0.46 (0%)	0.30 (31%)
		0.50 (0%)	0.48 (0%)	0.46 (0%)	0.43 (2%)	0.47 (0%)	0.36 (18%)				0.30 (31%)	0.35 (20%)	0.48 (0%)	0.41 (6%)	0.46 (0%)	0.46 (0%)
		0.47 (0%)	0.51 (0%)	0.50 (0%)	0.46 (0%)	0.50 (0%)	0.34 (22%)	PIT			0.51 (0%)	0.50 (0%)	0.51 (0%)	0.27 (38%)	0.28 (36%)	0.25 (43%)
		0.37 (15%)	0.37 (15%)	0.47 (0%)	0.39 (11%)	0.48 (0%)	0.30 (31%)				0.39 (11%)	0.25 (43%)	0.35 (20%)	0.35 (20%)	0.35 (20%)	0.28 (36%)
BHD 8		0.45 (0%)	0.38 (13%)	0.38 (13%)	0.48 (0%)	0.41 (6%)	0.32 (27%)	0.43 (2%)	0.38 (13%)	0.40 (9%)	0.43 (2%)	0.38 (13%)	0.40 (9%)	0.50 (0%)	0.40 (9%)	0.33 (25%)
		0.36 (18%)	0.41 (6%)	0.40 (9%)	0.42 (4%)	0.40 (9%)	0.32 (27%)	0.32 (27%)	0.39 (11%)	0.36 (18%)	0.39 (11%)	0.38 (13%)	0.40 (9%)	0.41 (6%)	0.35 (20%)	0.29 (34%)
		0.34 (22%)	0.40 (9%)	0.38 (13%)	0.35 (20%)	0.39 (11%)	0.43 (2%)	0.39 (11%)	0.34 (22%)	0.42 (4%)	0.37 (15%)	0.38 (13%)	0.41 (6%)	0.38 (13%)	0.38 (13%)	0.31 (29%)
		0.33 (25%)	0.37 (15%)	0.29 (34%)	0.38 (13%)	0.39 (11%)	0.40 (9%)	0.26 (41%)	0.32 (27%)	0.35 (20%)	0.35 (20%)	0.38 (13%)	0.41 (6%)	0.38 (13%)	0.41 (6%)	0.47 (0%)
		0.36 (18%)	0.36 (18%)	0.39 (9%)	0.40 (9%)	0.37 (15%)	0.39 (11%)	0.30 (31%)	0.40 (9%)	0.29 (34%)	0.34 (22%)	0.34 (22%)	0.30 (31%)	0.39 (13%)	0.30 (31%)	0.28 (36%)
BHD 3		0.44 (0%)	0.34 (22%)	0.29 (34%)	0.42 (4%)	0.31 (29%)	0.37 (15%)	0.31 (29%)	0.33 (25%)	0.34 (22%)	0.31 (29%)	0.28 (36%)	0.37 (15%)	0.40 (9%)	0.32 (27%)	0.36 (18%)
		0.30 (29%)	0.31 (29%)	0.46 (0%)	0.33 (25%)	0.41 (6%)	0.42 (4%)	0.22 (50%)	0.39 (11%)	0.32 (27%)	0.31 (29%)	0.29 (34%)	0.32 (27%)	0.41 (6%)	0.35 (20%)	0.29 (34%)
		0.34 (22%)	0.40 (9%)	0.31 (29%)	0.37 (15%)	0.38 (13%)	0.41 (6%)	0.31 (29%)	0.28 (36%)	0.39 (11%)	0.33 (25%)	0.30 (31%)	0.41 (6%)	0.43 (2%)	0.36 (18%)	0.37 (15%)
		0.43 (2%)	0.40 (9%)	0.41 (6%)	0.32 (27%)	0.34 (22%)	0.40 (9%)	0.36 (18%)	0.32 (27%)	0.27 (38%)	0.27 (38%)	0.30 (31%)	0.41 (6%)	0.43 (2%)	0.42 (4%)	0.40 (9%)
		0.42 (4%)	0.41 (6%)	0.39 (11%)	0.36 (18%)	0.33 (25%)	0.39 (11%)	0.37 (15%)	0.31 (29%)	0.50 (0%)	0.28 (36%)	0.30 (31%)	0.32 (27%)	0.42 (4%)	0.24 (45%)	0.25 (43%)
BHD A		0.43 (2%)	0.43 (2%)	0.43 (2%)	0.42 (4%)	0.50 (0%)	0.48 (0%)	0.50 (0%)	0.50 (0%)	0.50 (0%)	0.29 (34%)	0.32 (27%)	0.39 (11%)	0.37 (15%)	0.29 (34%)	0.27 (38%)

NOTE:  
 DRY DOCK DECK .4375"PLT.  
 RED = EXCESSIVE WASTAGE 25% OR GREATER.  
 [Pink Box] = READINGS TAKEN IWO DOUBLER FROM UNDERSIDE OF DECK.

VESSEL: <b>EUREKA DRY DOCK</b>		DESCRIPTION: <b>MAIN DECK PLATING - SOUTH SECTION</b>	
DRAWN BY: <b>M. SMITH</b>		DATE: <b>APRIL 2015</b>	
JOB # <b>A1268</b>		DWG # <b>MnDk 2</b>	



# INTERNATIONAL INSPECTION Specialists in Nondestructive Examination

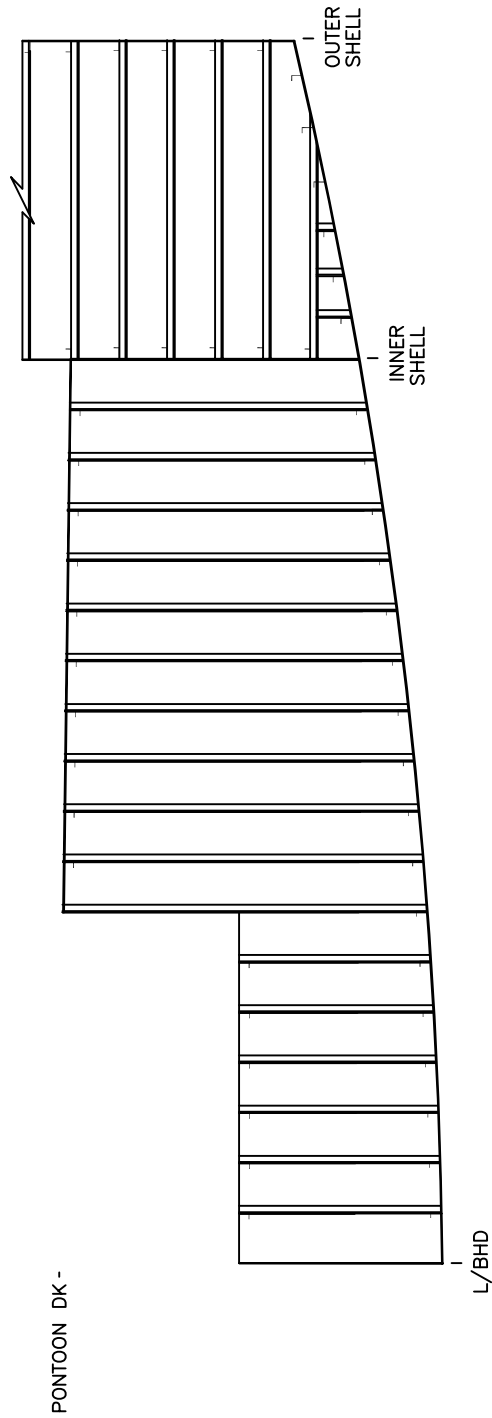
## Tank No. 1

---

Seattle: 3229 S. 148<sup>th</sup> Street, SeaTac, WA 98168 Phone: 206/766-8180 Fax: 206/766-8186  
Portland: 10521 N. Lombard Street, Portland, OR 97203 Phone: 503/283-2668 Fax: 503/283-7656  
Oakland: 1813 Clement Ave., Bldg 24, Alameda, CA 94501 Phone: 510/748-0964 Fax: 510/748-9874  
Los Angeles: 10600 Pioneer Blvd., Unit A, Santa Fe Springs, CA 90670 Phone: 562/944-3166 Fax: 562/944-3114  
San Diego: 2704 Transportation Ave., Unit C, National City, CA 94501 Phone: 619/512-5858 Fax: 619/512-5859

[www.iinspect.com](http://www.iinspect.com)

tank 1 divider - Page 1 of 1



VESSEL: **EUREKA DRY DOCK**

TANK No.1 - BULKHEAD V  
DESCRIPTION: LOOKING NORTH

DRAWN BY: **W. RAMIREZ**

JOB # **A1268**

DWG # **Bhd V**

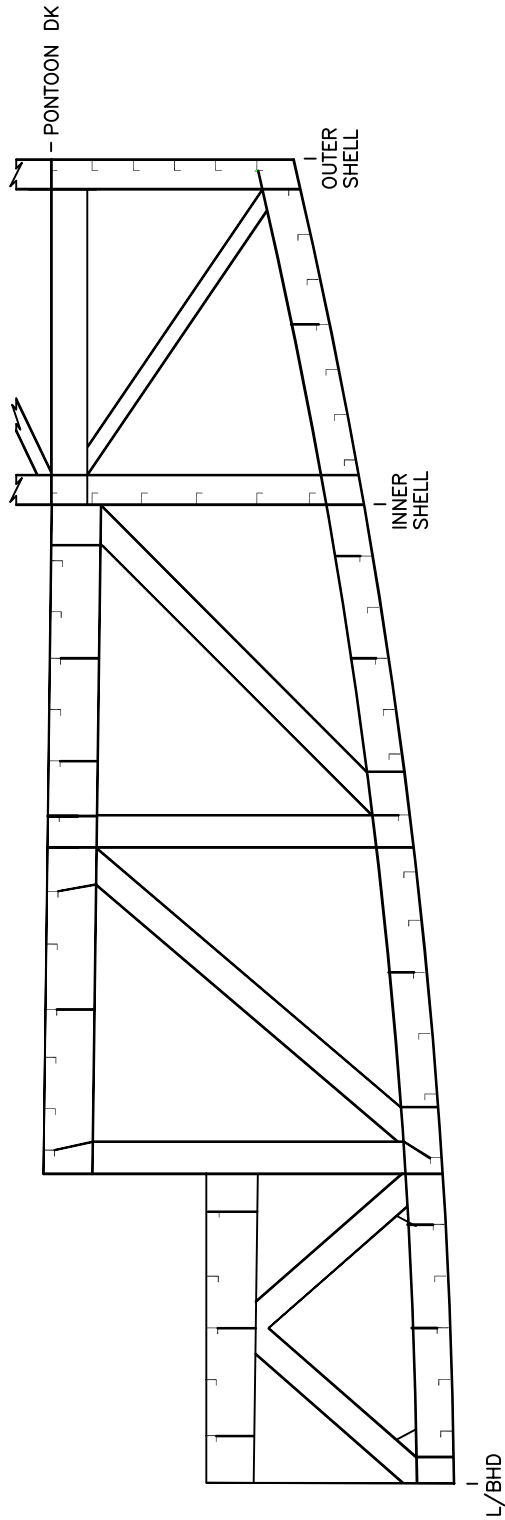
v1.1 DATE: **MAY 2015**

# INTERNATIONAL INSPECTION Specialists in Nondestructive Examination

LOCATION DESCRIPTIONS

**BULKHEAD V**

**No visual indications found at time of survey.**



VESSEL: **EUREKA DRY DOCK**

TANK No.1 - FRAME U  
DESCRIPTION: LOOKING NORTH

DRAWN BY: **W. RAMIREZ**

JOB # **A1268**

DWG # **Frm U**

v1.1

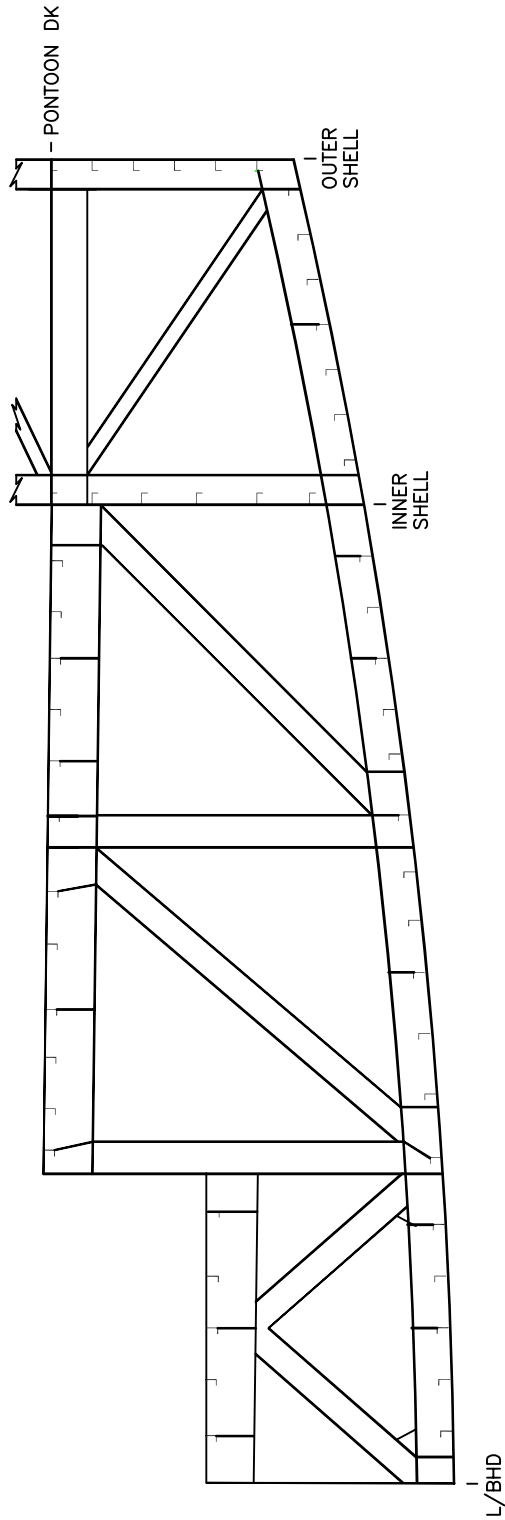
DATE: **MAY 2015**

**INTERNATIONAL**  
 **INSPECTION**  
**Specialists in Nondestructive Examination**

LOCATION DESCRIPTIONS

**FRAME U**

**No visual indications found at time of survey.**



VESSEL: **EUREKA DRY DOCK**

TANK No.1 - FRAME T  
DESCRIPTION: LOOKING NORTH

DRAWN BY: **W. RAMIREZ**

JOB # **A1268**

DWG # **Frm T**

v1.1

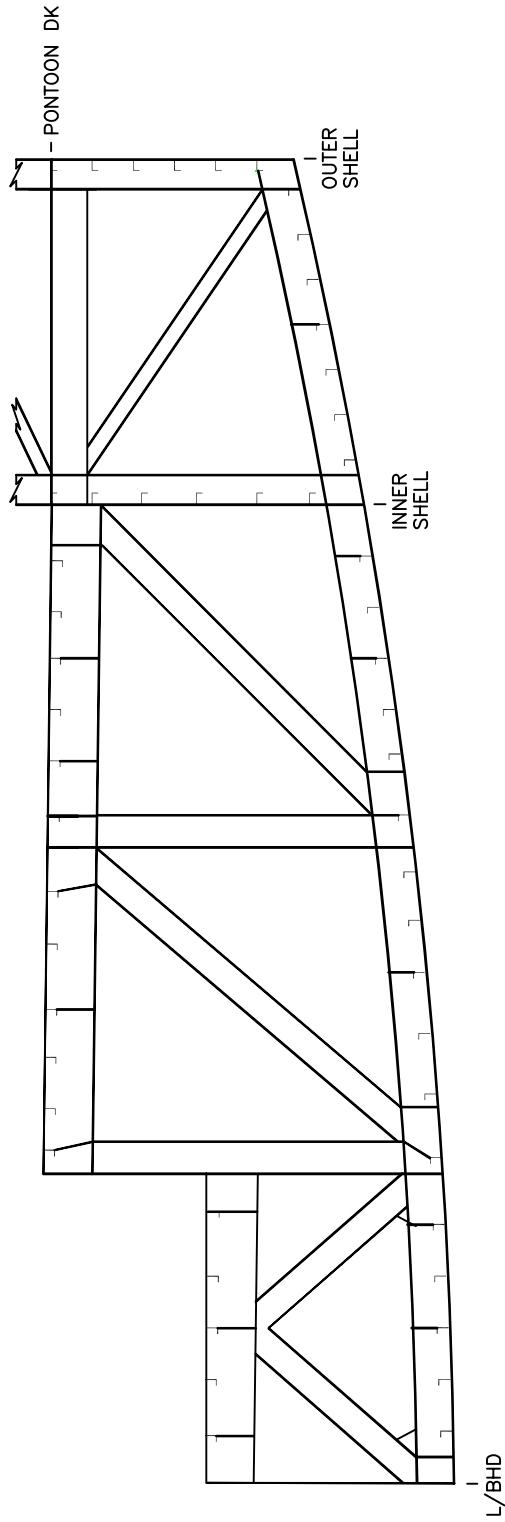
DATE: **MAY 2015**

**INTERNATIONAL**  
 **INSPECTION**  
**Specialists in Nondestructive Examination**

LOCATION DESCRIPTIONS

**FRAME T**

**No visual indications found at time of survey.**



VESSEL: **EUREKA DRY DOCK**

TANK No.1 - FRAME 61  
DESCRIPTION: LOOKING NORTH

DRAWN BY: **W. RAMIREZ**

JOB # **A1268**

DWG # **Frm 61**

v1.1

DATE: **MAY 2015**

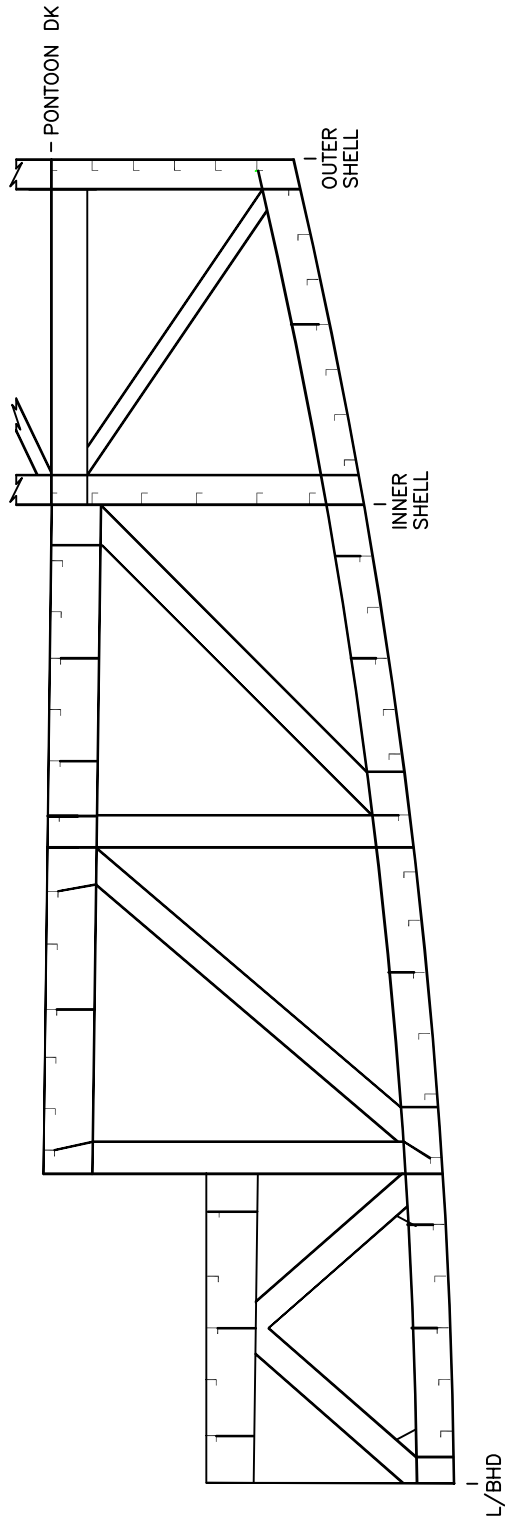


**INTERNATIONAL**  
 **INSPECTION**  
**Specialists in Nondestructive Examination**

LOCATION DESCRIPTIONS

**FRAME 61**

**No visual indications found at time of survey.**



VESSEL: **EUREKA DRY DOCK**

TANK No.1 - FRAME 60  
DESCRIPTION: LOOKING NORTH

DRAWN BY: **W. RAMIREZ**

JOB # **A1268**

DWG # **Frm 60**

v1.1

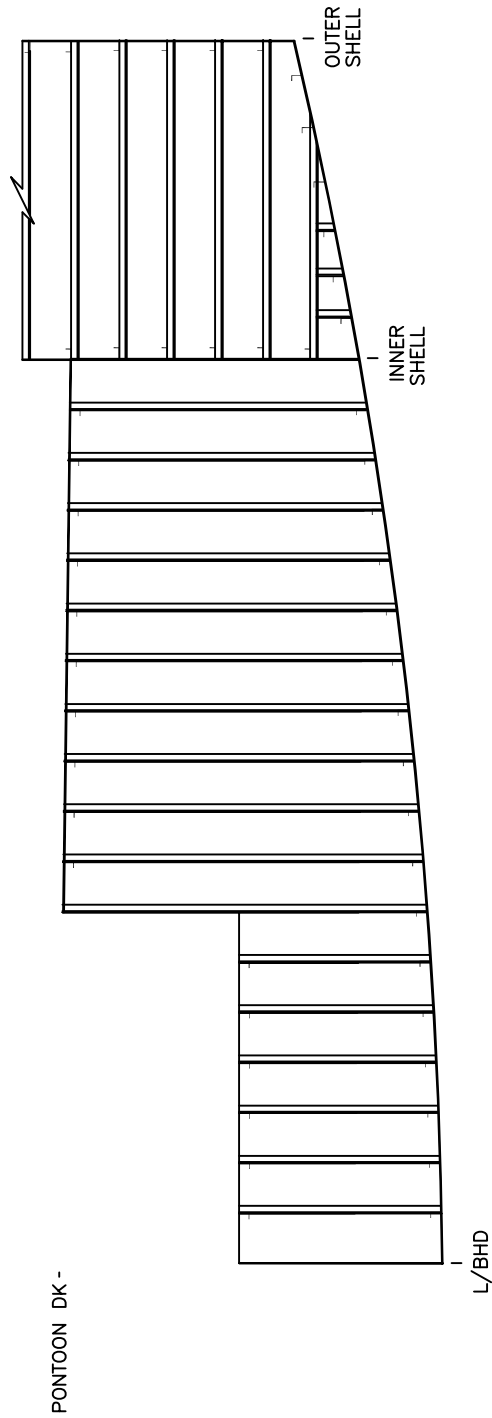
DATE: **MAY 2015**

**INTERNATIONAL**  
 **INSPECTION**  
**Specialists in Nondestructive Examination**

LOCATION DESCRIPTIONS

**FRAME 60**

**No visual indications found at time of survey.**



VESSEL: **EUREKA DRY DOCK**

TANK No.1 - BULKHEAD 59  
DESCRIPTION: LOOKING NORTH

DRAWN BY: **W. RAMIREZ**

JOB # **A1268**

DWG # **Bhd 59**

v1.1 DATE: **MAY 2015**

# INTERNATIONAL INSPECTION Specialists in Nondestructive Examination

## LOCATION DESCRIPTIONS

### **BULKHEAD 59**

**No visual indications found at time of survey.**

# INTERNATIONAL INSPECTION Specialists in Nondestructive Examination

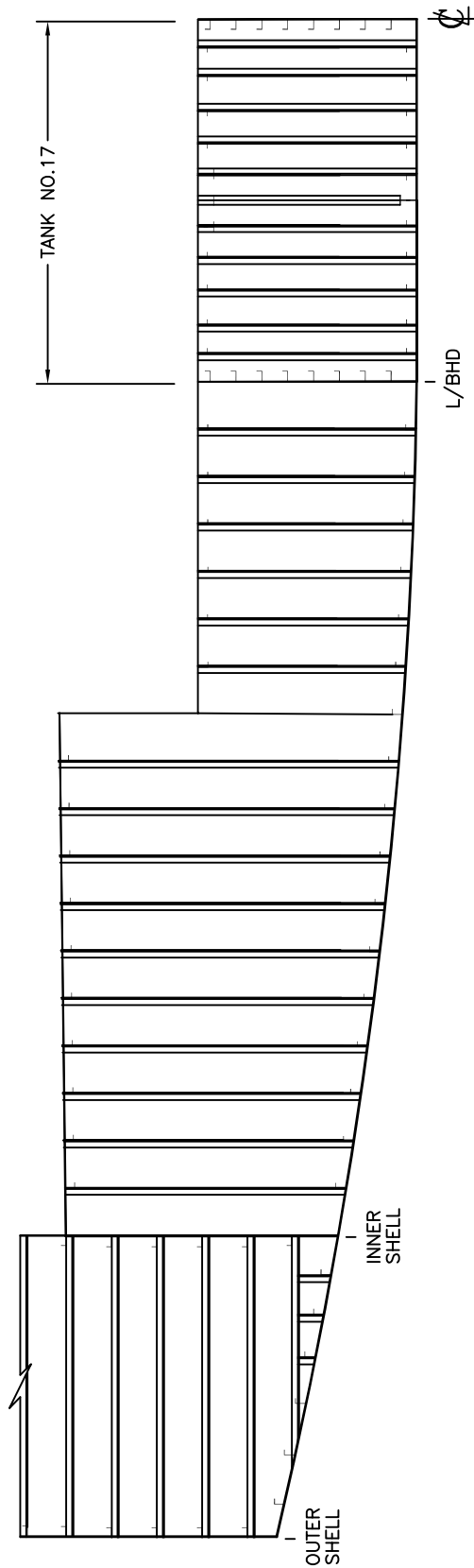
**Tank No. 2 & 17**

---

Seattle: 3229 S. 148<sup>th</sup> Street, SeaTac, WA 98168 Phone: 206/766-8180 Fax: 206/766-8186  
Portland: 10521 N. Lombard Street, Portland, OR 97203 Phone: 503/283-2668 Fax: 503/283-7656  
Oakland: 1813 Clement Ave., Bldg 24, Alameda, CA 94501 Phone: 510/748-0964 Fax: 510/748-9874  
Los Angeles: 10600 Pioneer Blvd., Unit A, Santa Fe Springs, CA 90670 Phone: 562/944-3166 Fax: 562/944-3114  
San Diego: 2704 Transportation Ave., Unit C, National City, CA 94501 Phone: 619/512-5858 Fax: 619/512-5859

[www.iinspect.com](http://www.iinspect.com)

tank 2 divider - Page 1 of 1



VESSEL: **EUREKA DRY DOCK**

TANK No.2 & 17 - BULKHEAD V  
 DESCRIPTION: LOOKING NORTH

DRAWN BY: M.SMITH

JOB # A1268

DWG # BHD V

v1.1 DATE: MAY 2015

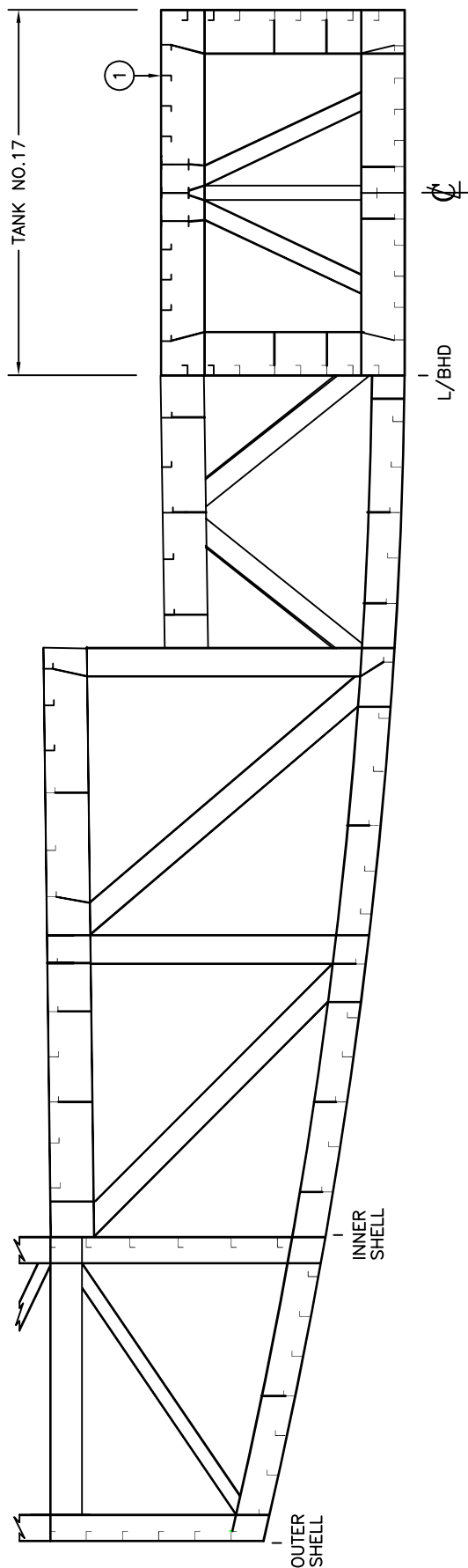
# INTERNATIONAL INSPECTION Specialists in Nondestructive Examination

## LOCATION DESCRIPTIONS

### **BULKHEAD V**

**No visual indications found at time of survey.**





VESSEL: **EUREKA DRY DOCK**

TANK No.2 & 17 - FRAME U  
 DESCRIPTION: LOOKING NORTH

DRAWN BY: M.SMITH

JOB # A1268

DWG # FRM U

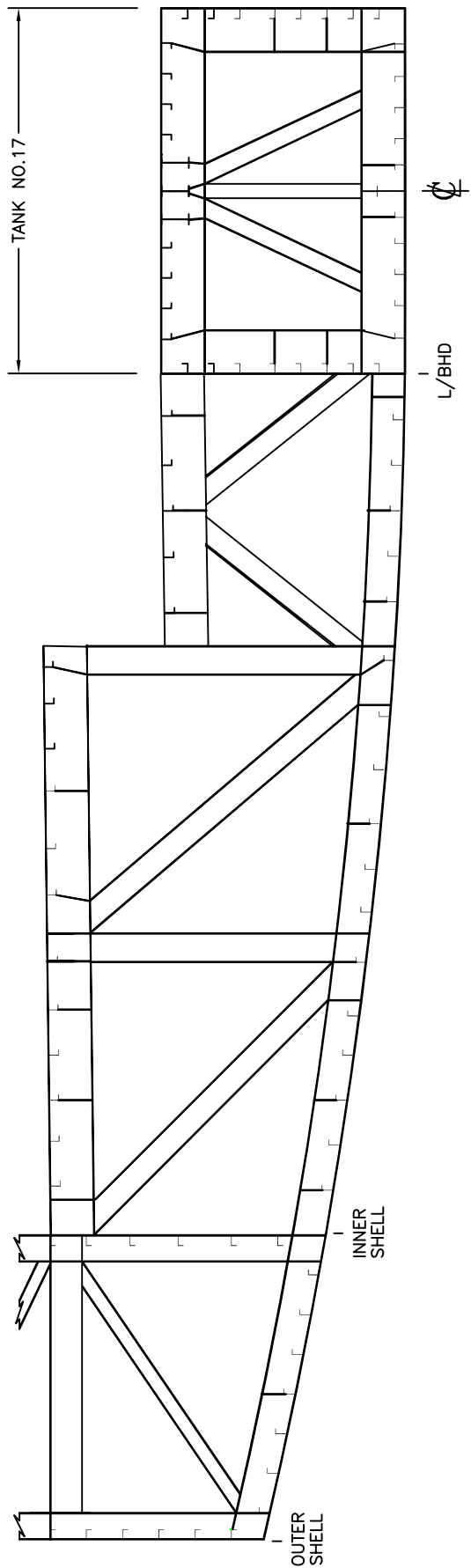
v1.1 DATE: MAY 2015

# INTERNATIONAL INSPECTION Specialists in Nondestructive Examination

## LOCATION DESCRIPTIONS

### FRAME U

- 1.) 2 ½" Fracture in flange of longitudinal in way of channel cut-out, 21" north of frame.



VESSEL: **EUREKA DRY DOCK**

TANK No.2 & 17 - FRAME T  
DESCRIPTION: LOOKING NORTH

DRAWN BY: M.SMITH

JOB # A1268

DWG # FRM T

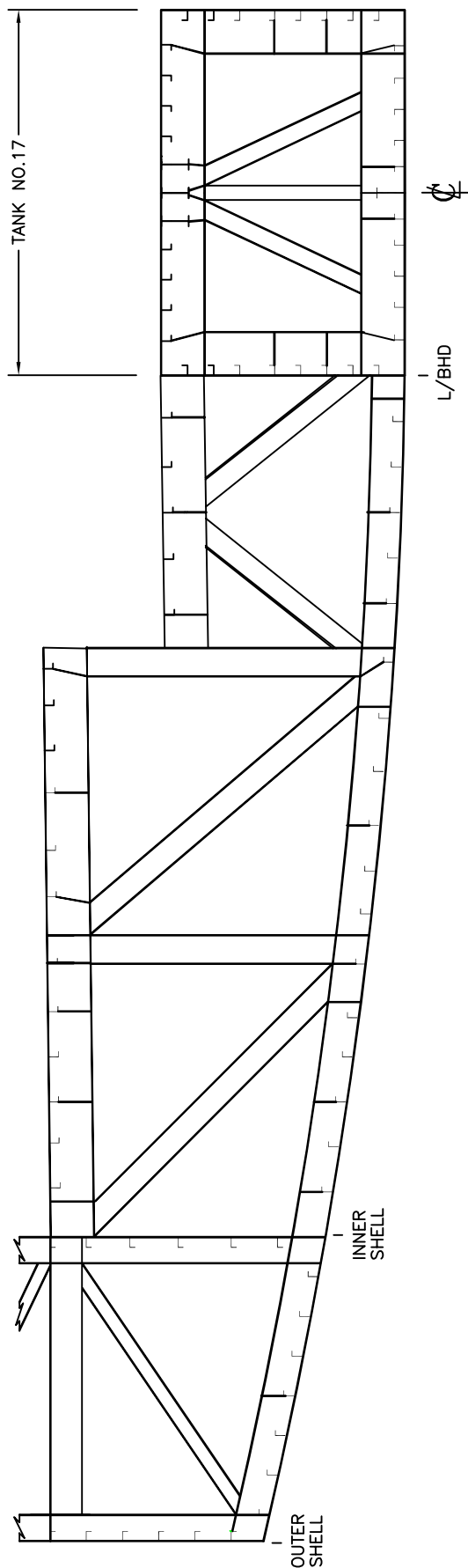
v1.1 DATE: MAY 2015

**INTERNATIONAL**  
 **INSPECTION**  
**Specialists in Nondestructive Examination**

LOCATION DESCRIPTIONS

**FRAME T**

No visual indications found at time of survey.



VESSEL: **EUREKA DRY DOCK**

TANK No.2 & 17 - FRAME 61

DESCRIPTION: LOOKING NORTH

DRAWN BY: M.SMITH

JOB # A1268

DWG # FRM 61

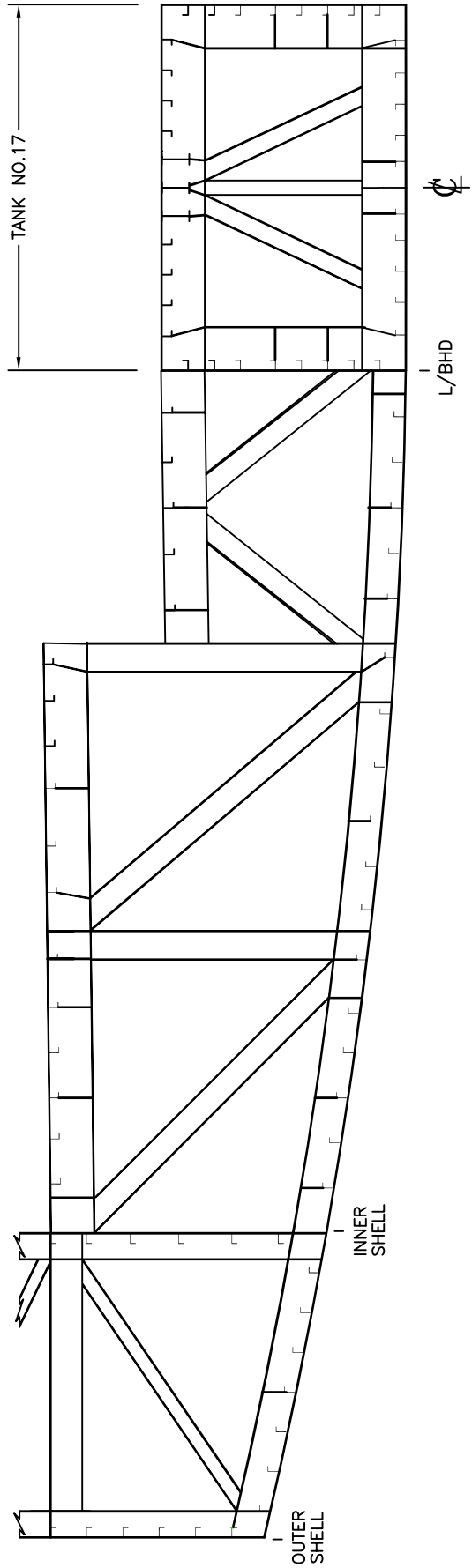
v1.1 DATE: MAY 2015

**INTERNATIONAL**  
 **INSPECTION**  
**Specialists in Nondestructive Examination**

LOCATION DESCRIPTIONS

**FRAME 61**

No visual indications found at time of survey.



VESSEL: **EUREKA DRY DOCK**

TANK No.2 & 17 - FRAME 60

DESCRIPTION: LOOKING NORTH

DRAWN BY: M.SMITH

JOB # A1268

DWG # FRM 60

v1.1

DATE: MAY 2015

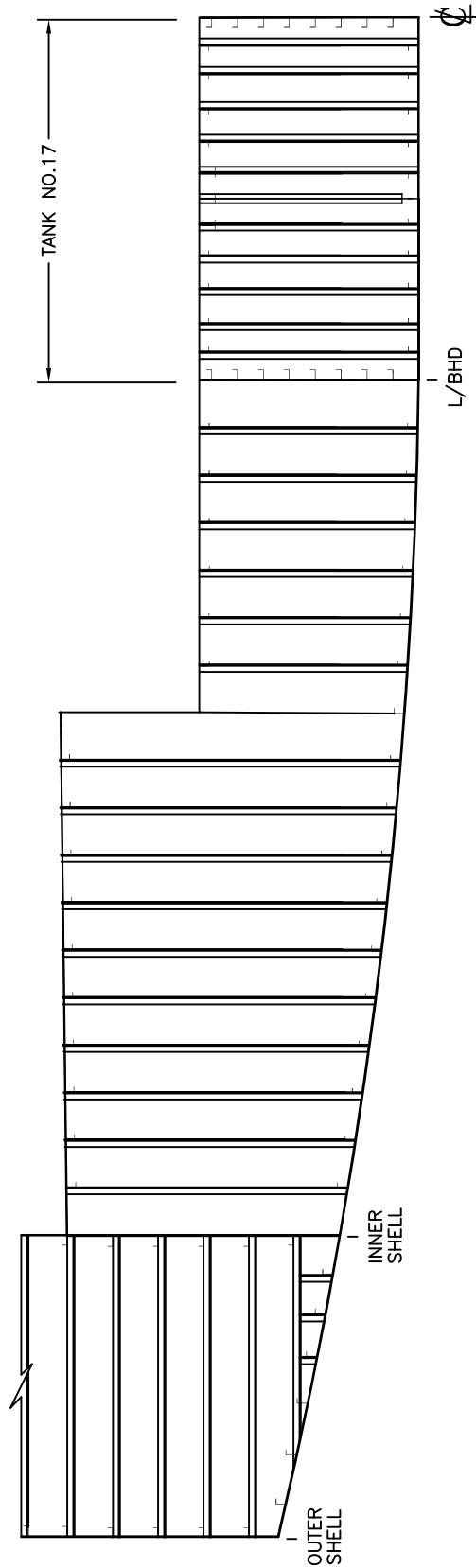
**INTERNATIONAL**  
 **INSPECTION**  
**Specialists in Nondestructive Examination**

LOCATION DESCRIPTIONS

**FRAME 60**

No visual indications found at time of survey.





VESSEL: **EUREKA DRY DOCK**

TANK No.2 & 17 - BULKHEAD 59  
DESCRIPTION: LOOKING NORTH

DRAWN BY: M.SMITH

JOB # A1268

DWG # BHD 59

v1.1 DATE: MAY 2015

**INTERNATIONAL**  
 **INSPECTION**  
**Specialists in Nondestructive Examination**

LOCATION DESCRIPTIONS

**BULKHEAD 59**

No visual indications found at time of survey.

# INTERNATIONAL INSPECTION Specialists in Nondestructive Examination

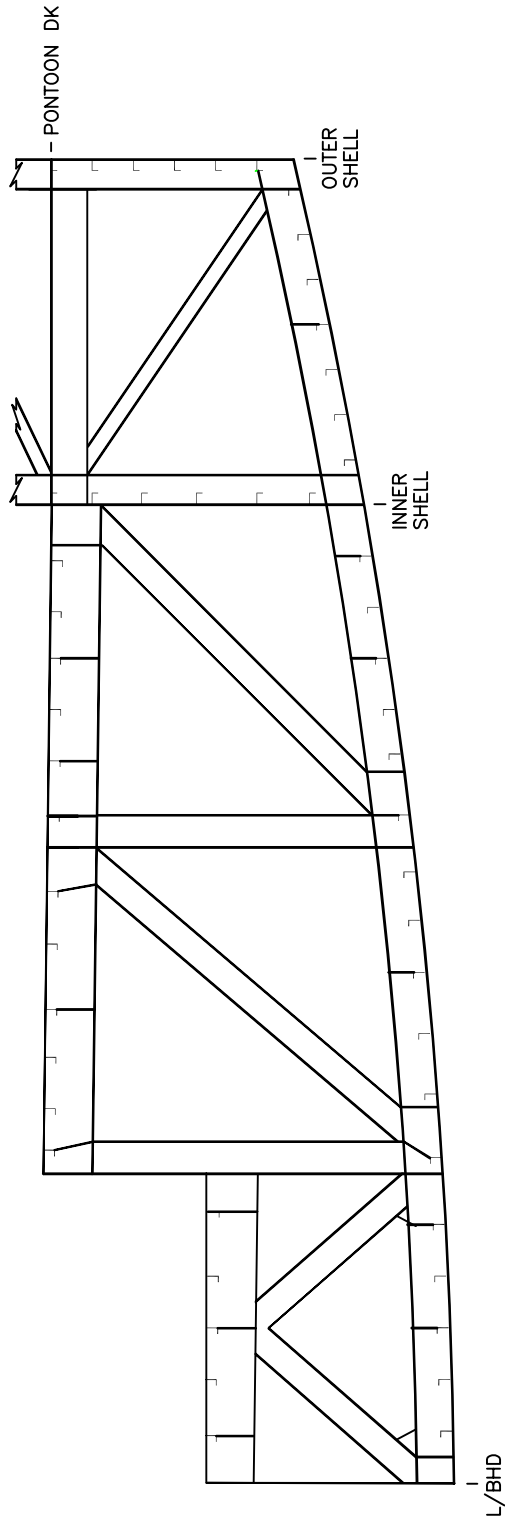
## Tank No. 3

---

Seattle: 3229 S. 148<sup>th</sup> Street, SeaTac, WA 98168 Phone: 206/766-8180 Fax: 206/766-8186  
Portland: 10521 N. Lombard Street, Portland, OR 97203 Phone: 503/283-2668 Fax: 503/283-7656  
Oakland: 1813 Clement Ave., Bldg 24, Alameda, CA 94501 Phone: 510/748-0964 Fax: 510/748-9874  
Los Angeles: 10600 Pioneer Blvd., Unit A, Santa Fe Springs, CA 90670 Phone: 562/944-3166 Fax: 562/944-3114  
San Diego: 2704 Transportation Ave., Unit C, National City, CA 94501 Phone: 619/512-5858 Fax: 619/512-5859

[www.iinspect.com](http://www.iinspect.com)

tank 3 divider - Page 1 of 1



VESSEL: **EUREKA DRY DOCK**

TANK No.3 - FRAME 58  
DESCRIPTION: LOOKING NORTH

DRAWN BY: **W. RAMIREZ**

JOB # **A1268**

DWG # **FRM 58**

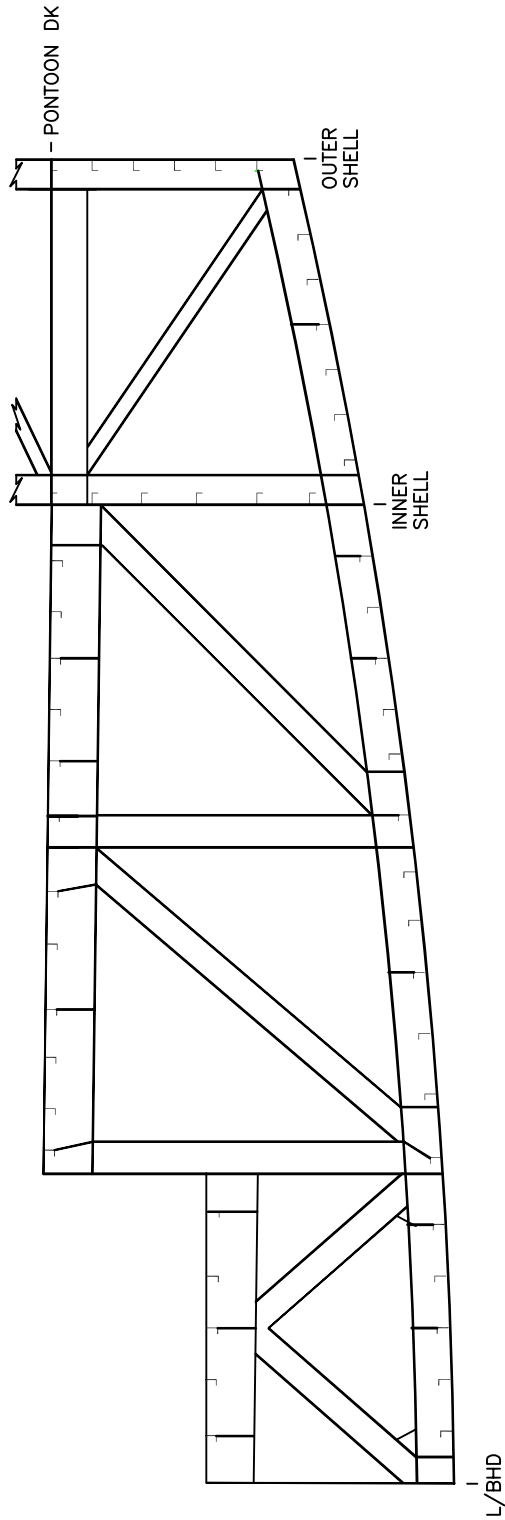
v1.1 DATE: **MAY 2015**

**INTERNATIONAL**  
 **INSPECTION**  
**Specialists in Nondestructive Examination**

LOCATION DESCRIPTIONS

**FRAME 58**

**No visual indications found at time of survey.**



VESSEL: **EUREKA DRY DOCK**

TANK No.3 - FRAME 57  
DESCRIPTION: LOOKING NORTH

DRAWN BY: W. RAMIREZ

JOB # A1268

DWG # FRM 57

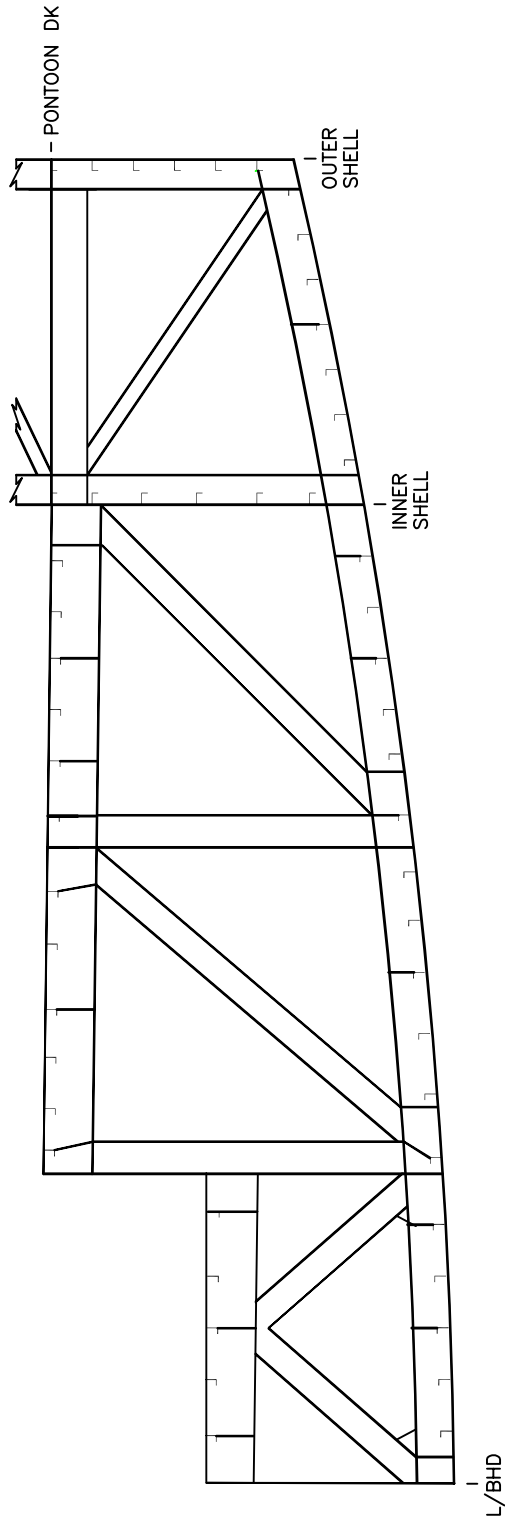
v1.1 DATE: MAY 2015

**INTERNATIONAL**  
 **INSPECTION**  
**Specialists in Nondestructive Examination**

LOCATION DESCRIPTIONS

**FRAME 57**

**No visual indications found at time of survey.**



VESSEL: **EUREKA DRY DOCK**

TANK No.3 - FRAME 56  
DESCRIPTION: LOOKING NORTH

DRAWN BY: **W. RAMIREZ**

JOB # **A1268**

DWG # **FRM 56**

v1.1 DATE: **MAY 2015**

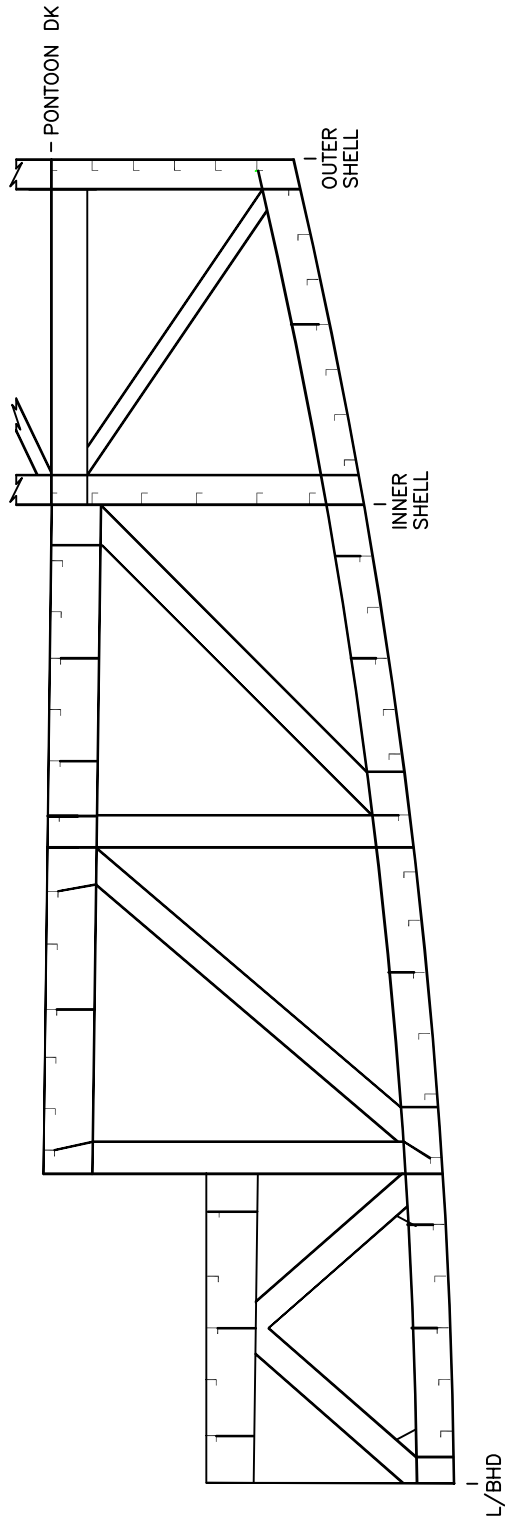


**INTERNATIONAL**  
 **INSPECTION**  
**Specialists in Nondestructive Examination**

LOCATION DESCRIPTIONS

**FRAME 56**

**No visual indications found at time of survey.**



VESSEL: **EUREKA DRY DOCK**

TANK No.3 - FRAME 55  
DESCRIPTION: LOOKING NORTH

DRAWN BY: W. RAMIREZ

JOB # A1268

DWG # FRM 55

v1.1

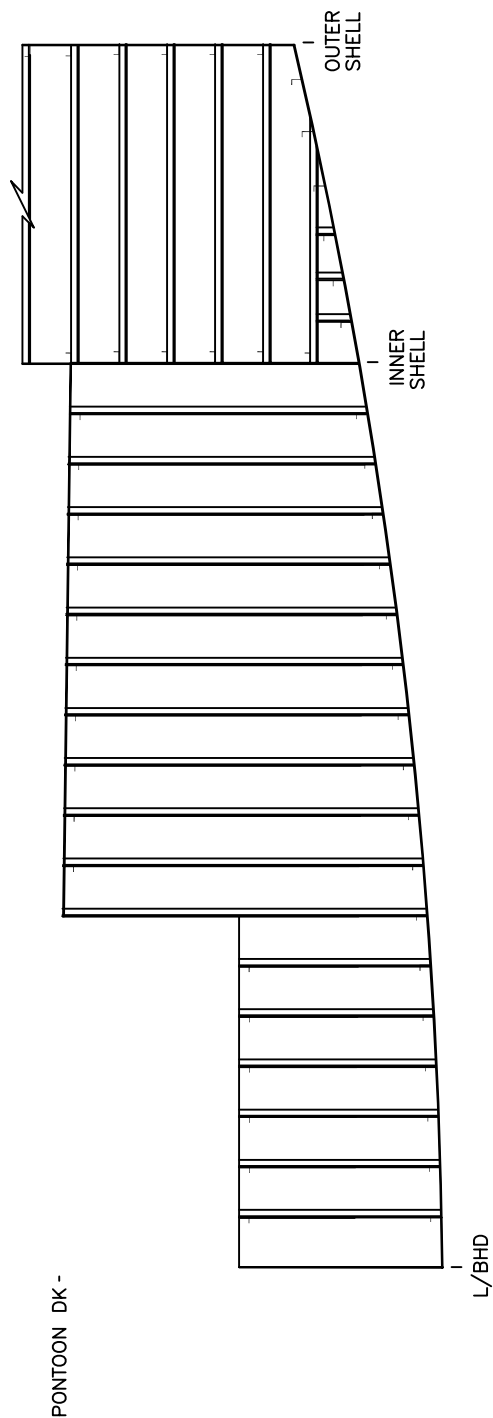
DATE: MAY 2015

**INTERNATIONAL**  
 **INSPECTION**  
**Specialists in Nondestructive Examination**

LOCATION DESCRIPTIONS

**FRAME 55**

**No visual indications found at time of survey.**



VESSEL: **EUREKA DRY DOCK**

TANK No.3 - BULKHEAD 54  
DESCRIPTION: LOOKING NORTH

DRAWN BY: **W. RAMIREZ**

JOB # **A1268**

DWG # **Bhd 54**

v1.1 DATE: **MAY 2015**

**INTERNATIONAL**  
 **INSPECTION**  
**Specialists in Nondestructive Examination**

LOCATION DESCRIPTIONS

**BULKHEAD 54**

**No visual indications found at time of survey.**

# INTERNATIONAL INSPECTION Specialists in Nondestructive Examination

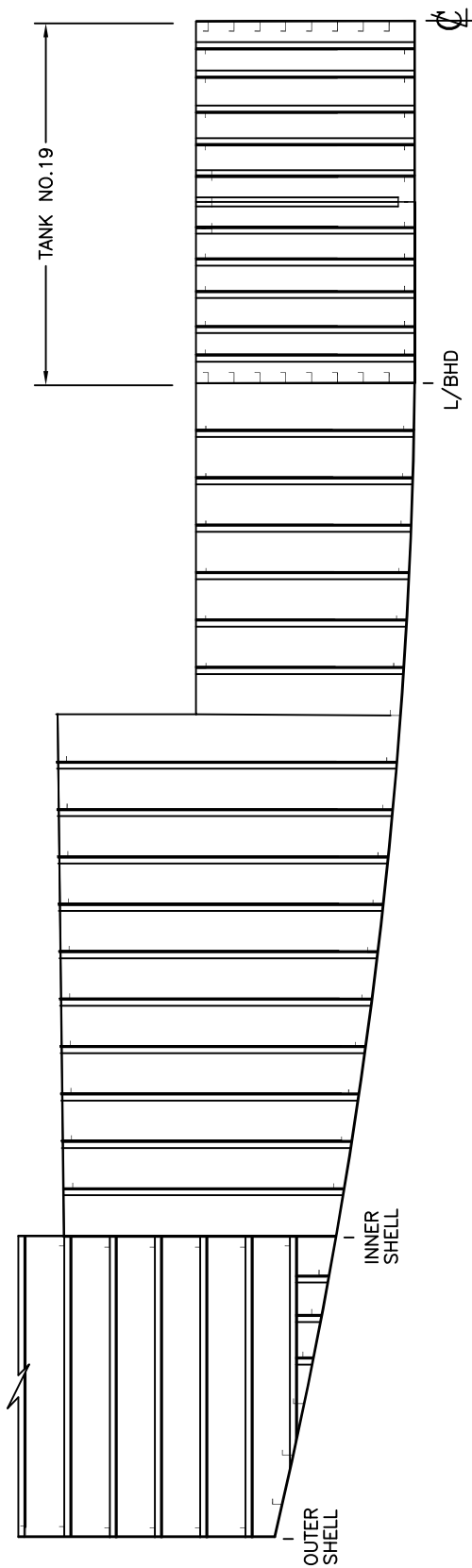
**Tank No. 4, 18, & 19**

---

Seattle: 3229 S. 148<sup>th</sup> Street, SeaTac, WA 98168 Phone: 206/766-8180 Fax: 206/766-8186  
Portland: 10521 N. Lombard Street, Portland, OR 97203 Phone: 503/283-2668 Fax: 503/283-7656  
Oakland: 1813 Clement Ave., Bldg 24, Alameda, CA 94501 Phone: 510/748-0964 Fax: 510/748-9874  
Los Angeles: 10600 Pioneer Blvd., Unit A, Santa Fe Springs, CA 90670 Phone: 562/944-3166 Fax: 562/944-3114  
San Diego: 2704 Transportation Ave., Unit C, National City, CA 94501 Phone: 619/512-5858 Fax: 619/512-5859

[www.iinspect.com](http://www.iinspect.com)

tank 4 divider - Page 1 of 1



VESSEL: **EUREKA DRY DOCK**

TANK No.4 & 19 - BULKHEAD 59  
DESCRIPTION: LOOKING NORTH

DRAWN BY: M.SMITH

JOB # A1268

DWG # BHD 59

v1.1 DATE: MAY 2015

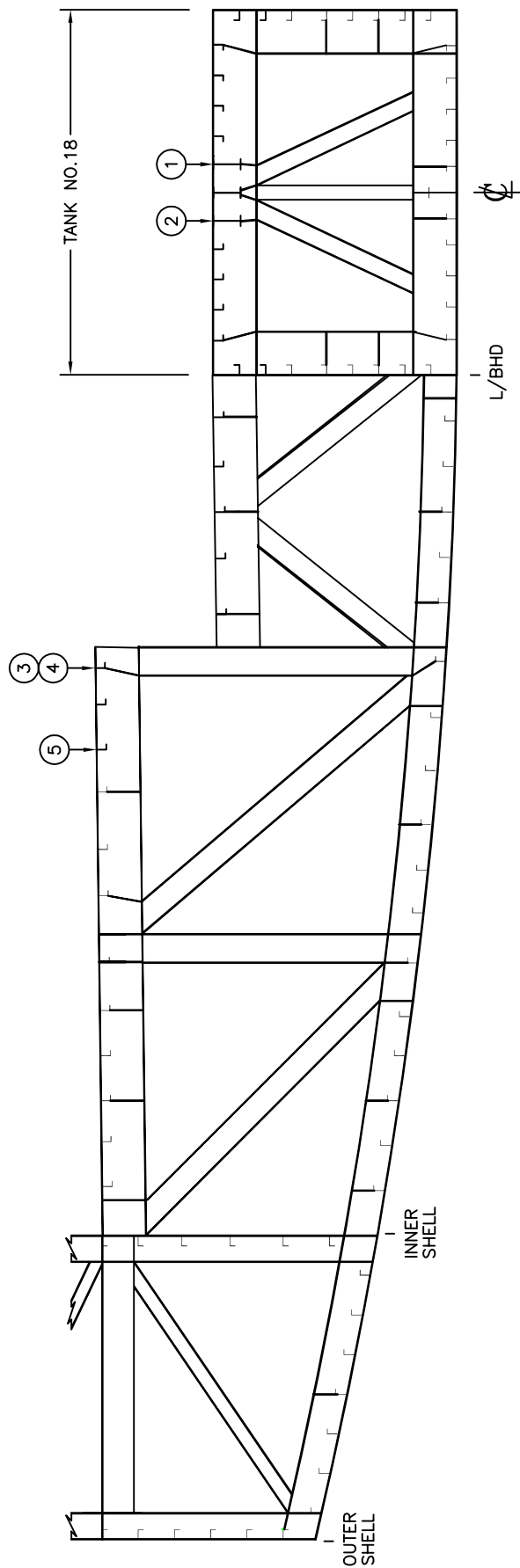
**INTERNATIONAL**  
 **INSPECTION**  
**Specialists in Nondestructive Examination**

LOCATION DESCRIPTIONS

**BULKHEAD 59**

No visual indications found at time of survey.





VESSEL: **EUREKA DRY DOCK**

TANK No.4 & 18 - FRAME 58  
 DESCRIPTION: LOOKING NORTH

DRAWN BY: M.SMITH

JOB # A1268

DWG # FRM 58

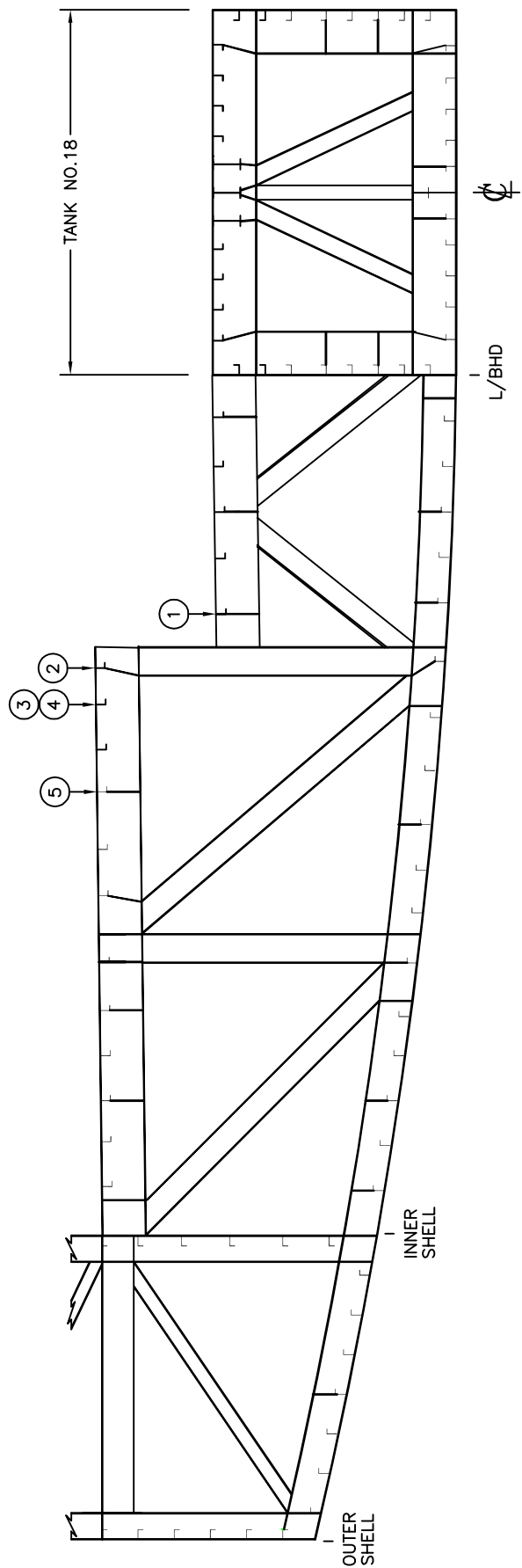
v1.1 DATE: MAY 2015

# INTERNATIONAL INSPECTION Specialists in Nondestructive Examination

## LOCATION DESCRIPTIONS

### FRAME 58

- 1.) 10" Fracture in attachment weld of longitudinal starting 40" north of frame.
- 2.) 10" Fracture in attachment weld of longitudinal starting 20" north of frame.
- 3.) 1" Fracture in web of longitudinal in way of channel cut-out, 17" north of frame.
- 4.) ½" Fracture in web of longitudinal in way of channel cut-out, 17" south of frame.
- 5.) 1 ½" Fracture in web of longitudinal in way of channel cut-out, 17" north of frame.



VESSEL: **EUREKA DRY DOCK**

TANK No.4 & 18 - FRAME 57  
 DESCRIPTION: LOOKING NORTH

DRAWN BY: M.SMITH

JOB # A1268

DWG # FRM 57

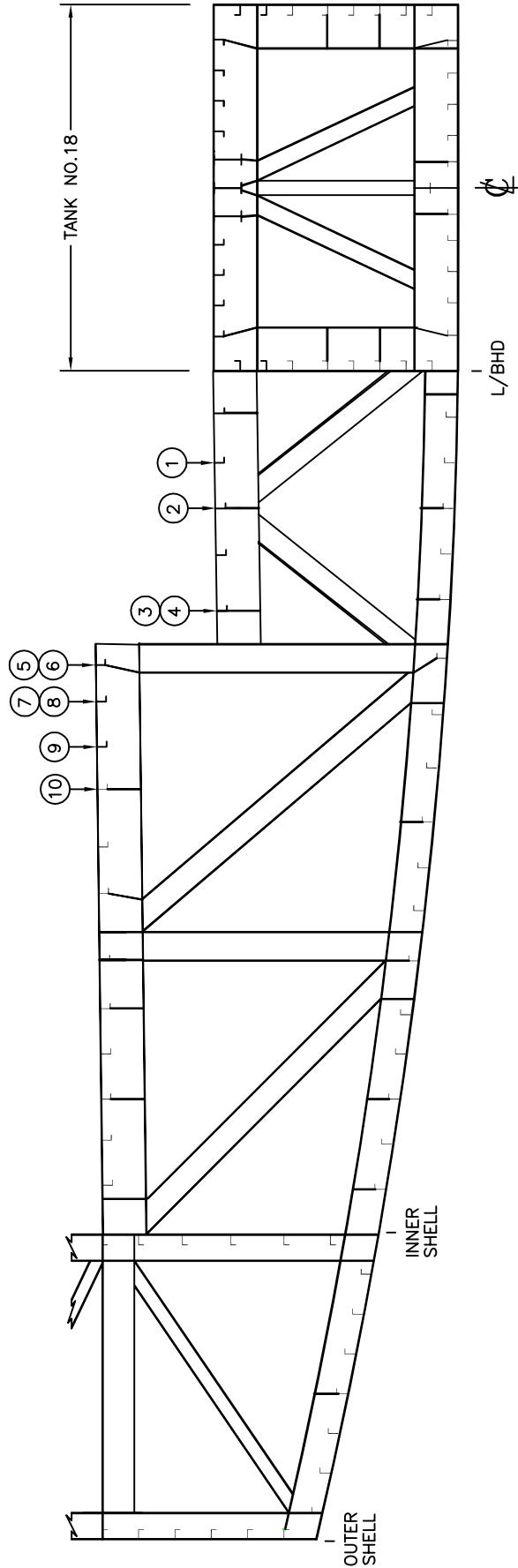
v1.1 DATE: MAY 2015

# INTERNATIONAL INSPECTION Specialists in Nondestructive Examination

## LOCATION DESCRIPTIONS

### FRAME 57

- 1.) 1" Fracture in web of longitudinal in way of channel cut-out, 17" north of frame.
- 2.) 2" Fracture in web of longitudinal in way of channel cut-out, 17" north of frame.
- 3.) 2" Fracture in web of longitudinal in way of channel cut-out, 17" north of frame.
- 4.) 1" Fracture in web of longitudinal in way of channel cut-out, 17" south of frame.
- 5.) 1" Fracture in web of longitudinal in way of channel cut-out, 17" north of frame.



VESSEL: **EUREKA DRY DOCK**

TANK No.4 & 18 - FRAME 56  
 DESCRIPTION: LOOKING NORTH

DRAWN BY: M.SMITH

JOB # A1268

DWG # FRM 56

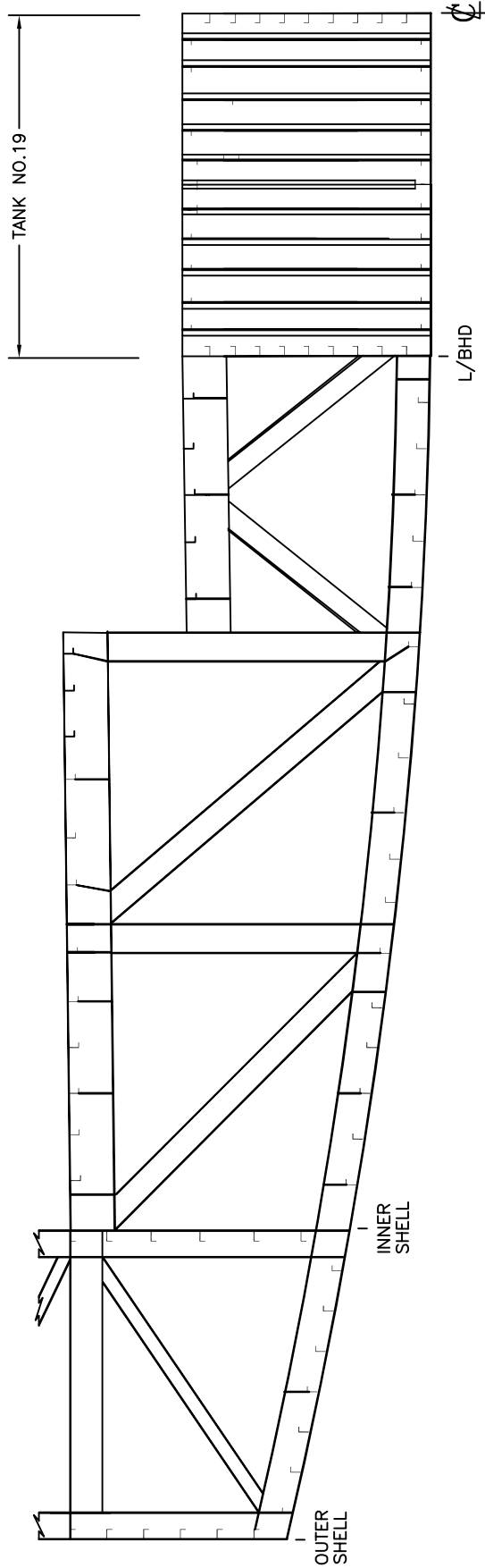
v1.1 DATE: MAY 2015

**INTERNATIONAL**  
 **INSPECTION**  
**Specialists in Nondestructive Examination**

LOCATION DESCRIPTIONS

**FRAME 56**

- 1.) 1" Fracture in web of longitudinal in way of channel cut-out, 17" south of frame.
- 2.) 1" Fracture in web of longitudinal in way of channel cut-out, 17" south of frame.
- 3.) 1" Fracture in web of longitudinal in way of channel cut-out, 17" north of frame.
- 4.) 1" Fracture in web of longitudinal in way of channel cut-out, 17" south of frame.
- 5.) 2" Fracture in web of longitudinal in way of channel cut-out, 17" north of frame.
- 6.) 3" Fracture in web of longitudinal in way of channel cut-out, 17" south of frame.
- 7.) 1 ½" Fracture in web of longitudinal in way of channel cut-out, 17" north of frame.
- 8.) 1" Fracture in web of longitudinal in way of channel cut-out, 17" south of frame.
- 9.) 2" Fracture in web of longitudinal in way of channel cut-out, 17" south of frame.
- 10.) 1" Fracture in web of longitudinal in way of channel cut-out, 17" south of frame.



VESSEL: **EUREKA DRY DOCK**

TANK No.4 & 19 - FRAME 55  
DESCRIPTION: LOOKING NORTH

DRAWN BY: M.SMITH

JOB # A1268

DWG # FRM 55

v1.1

DATE: MAY 2015

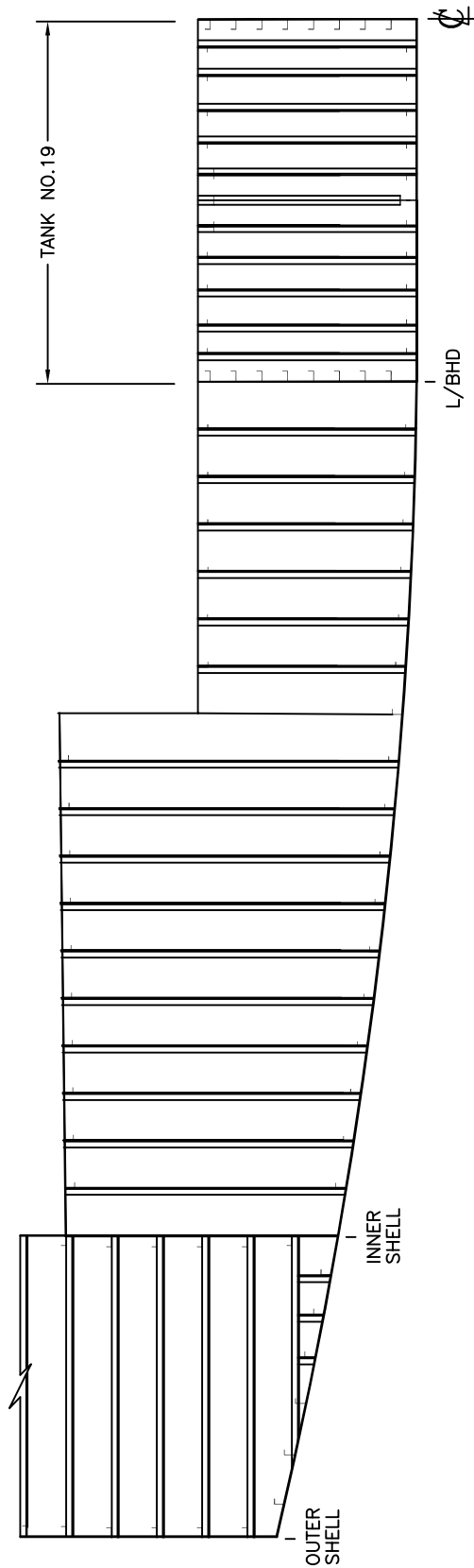
**INTERNATIONAL**  
 **INSPECTION**  
**Specialists in Nondestructive Examination**

LOCATION DESCRIPTIONS

**FRAME 55**

No visual indications found at time of survey.





VESSEL: **EUREKA DRY DOCK**

TANK No.4 & 19 - BULKHEAD 54  
 DESCRIPTION: LOOKING NORTH

DRAWN BY: M.SMITH

JOB # A1268

DWG # BHD 54

v1.1 DATE: MAY 2015

**INTERNATIONAL**  
 **INSPECTION**  
**Specialists in Nondestructive Examination**

LOCATION DESCRIPTIONS

**BULKHEAD 54**

No visual indications found at time of survey.

# INTERNATIONAL INSPECTION Specialists in Nondestructive Examination

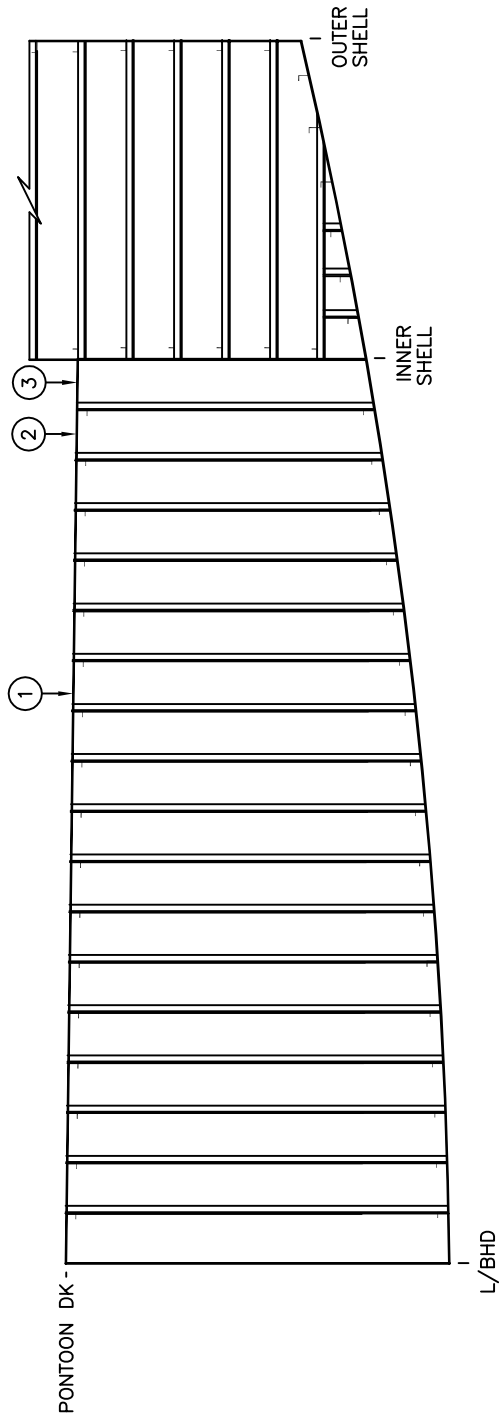
**Tank No. 5A**

---

Seattle: 3229 S. 148<sup>th</sup> Street, SeaTac, WA 98168 Phone: 206/766-8180 Fax: 206/766-8186  
Portland: 10521 N. Lombard Street, Portland, OR 97203 Phone: 503/283-2668 Fax: 503/283-7656  
Oakland: 1813 Clement Ave., Bldg 24, Alameda, CA 94501 Phone: 510/748-0964 Fax: 510/748-9874  
Los Angeles: 10600 Pioneer Blvd., Unit A, Santa Fe Springs, CA 90670 Phone: 562/944-3166 Fax: 562/944-3114  
San Diego: 2704 Transportation Ave., Unit C, National City, CA 94501 Phone: 619/512-5858 Fax: 619/512-5859

[www.iinspect.com](http://www.iinspect.com)

tank 5A divider - Page 1 of 1



VESSEL: **EUREKA DRY DOCK**

TANK No.5A - BULKHEAD 54  
DESCRIPTION: LOOKING NORTH

DRAWN BY: **W. RAMIREZ**

JOB # **A1268**

DWG # **BHD 54**

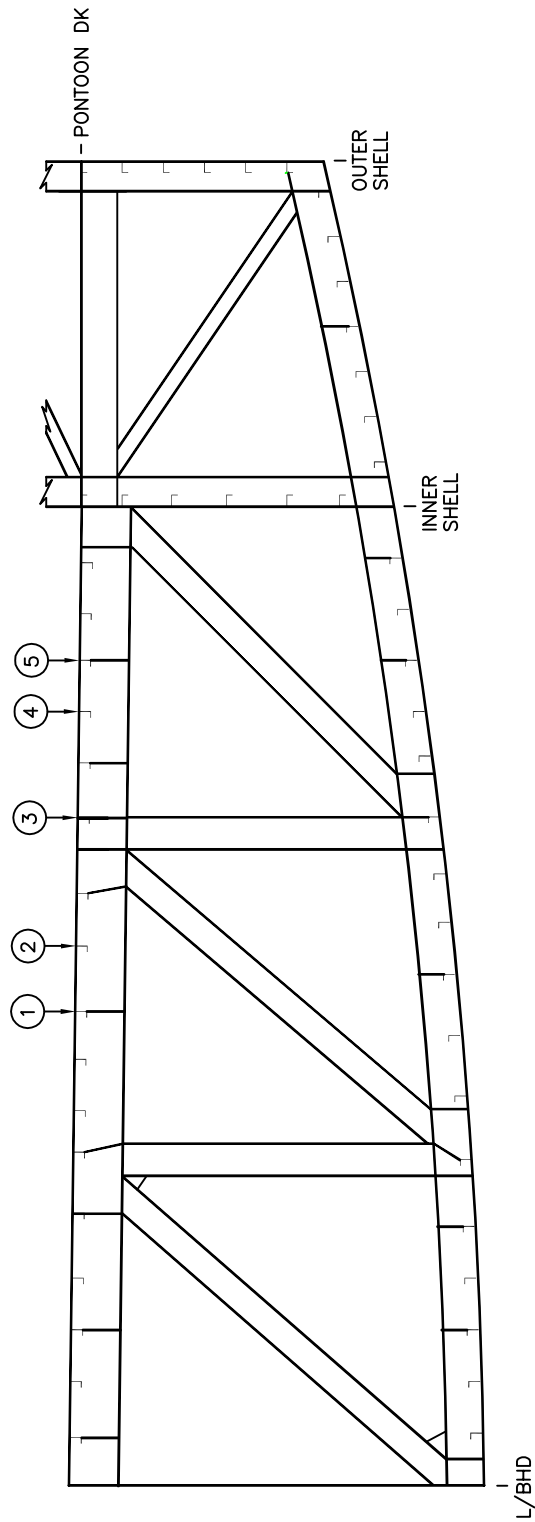
v1.1 DATE: **MAY 2015**

# INTERNATIONAL INSPECTION Specialists in Nondestructive Examination

## LOCATION DESCRIPTIONS

### **BULKHEAD 54**

- 1.) Pinhole in deck plating, 10" south of bulkhead.
- 2.) 4" diameter hole, 40" south of bulkhead.
- 3.) 1" diameter hole, 33" south of bulkhead.



VESSEL: **EUREKA DRY DOCK**

TANK No.5A - FRAME 53  
 DESCRIPTION: LOOKING NORTH

DRAWN BY: **W. RAMIREZ**

JOB # **A1268**

DWG # **FRM 53**

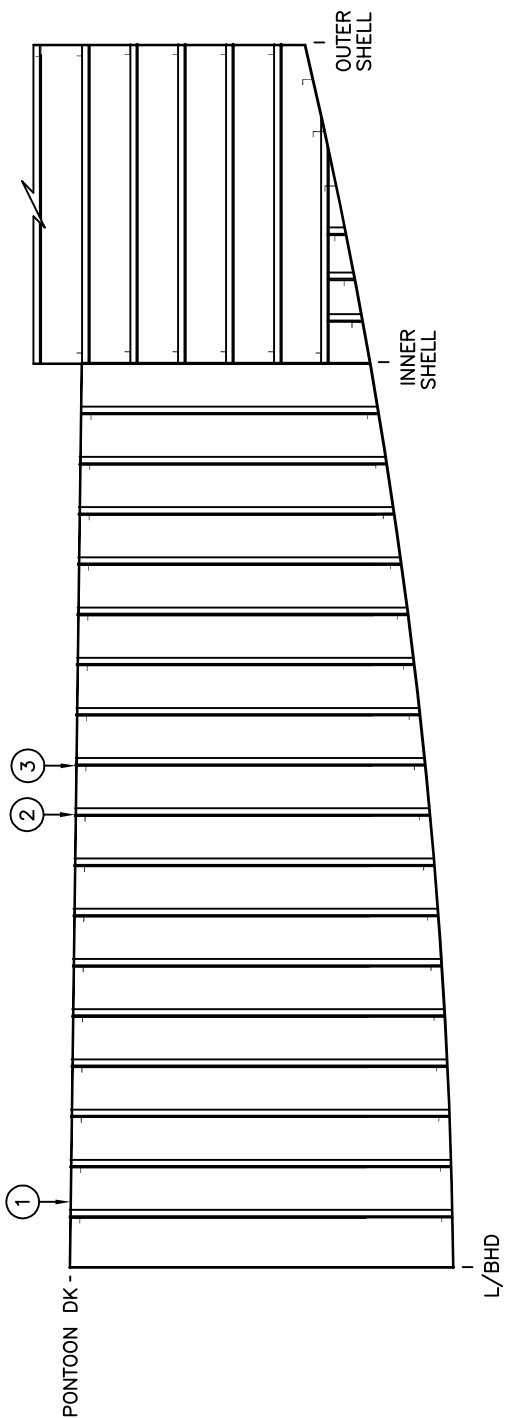
v1.1 DATE: **MAY 2015**

# INTERNATIONAL INSPECTION Specialists in Nondestructive Examination

## LOCATION DESCRIPTIONS

### FRAME 53

- 1.) 1" fracture at wrap weld, 20" north of frame.
- 2.) 1 ½" fracture at wrap weld, 20" north of frame.
- 3.) 3" Fracture in web of longitudinal in way of channel cut-out, 17" north of frame.
- 4.) 1 ½" Fracture in web of longitudinal in way of channel cut-out, 17" south of frame.
- 5.) 1" Fracture in web of longitudinal in way of channel cut-out, 17" north of frame.



VESSEL: **EUREKA DRY DOCK**

TANK No.5A - BULKHEAD 52  
DESCRIPTION: LOOKING NORTH

DRAWN BY: W. RAMIREZ

JOB # A1268

DWG # BHD 52

v1.1 DATE: MAY 2015



# INTERNATIONAL INSPECTION Specialists in Nondestructive Examination

## LOCATION DESCRIPTIONS

### **BULKHEAD 52**

- 1.) 1/4" hole on deck plate, 18" north of bulkhead.
- 2.) 2" Fracture in web of longitudinal in way of channel cut-out, 17" north of bulkhead.
- 3.) 2" Fracture in web of longitudinal in way of channel cut-out, 17" north of bulkhead.

# INTERNATIONAL INSPECTION Specialists in Nondestructive Examination


**Tank No. 6A & 20A**

---

Seattle: 3229 S. 148<sup>th</sup> Street, SeaTac, WA 98168 Phone: 206/766-8180 Fax: 206/766-8186  
Portland: 10521 N. Lombard Street, Portland, OR 97203 Phone: 503/283-2668 Fax: 503/283-7656  
Oakland: 1813 Clement Ave., Bldg 24, Alameda, CA 94501 Phone: 510/748-0964 Fax: 510/748-9874  
Los Angeles: 10600 Pioneer Blvd., Unit A, Santa Fe Springs, CA 90670 Phone: 562/944-3166 Fax: 562/944-3114  
San Diego: 2704 Transportation Ave., Unit C, National City, CA 94501 Phone: 619/512-5858 Fax: 619/512-5859

[www.iinspect.com](http://www.iinspect.com)

tank 6A divider - Page 1 of 1



VESSEL: **EUREKA DRY DOCK**

TANK NO. 6A & 20A - BULKHEAD 54  
 DESCRIPTION: LOOKING NORTH

DRAWN BY: **W. RAMIREZ**

JOB # **A1268**

DWG # **BHD 54**

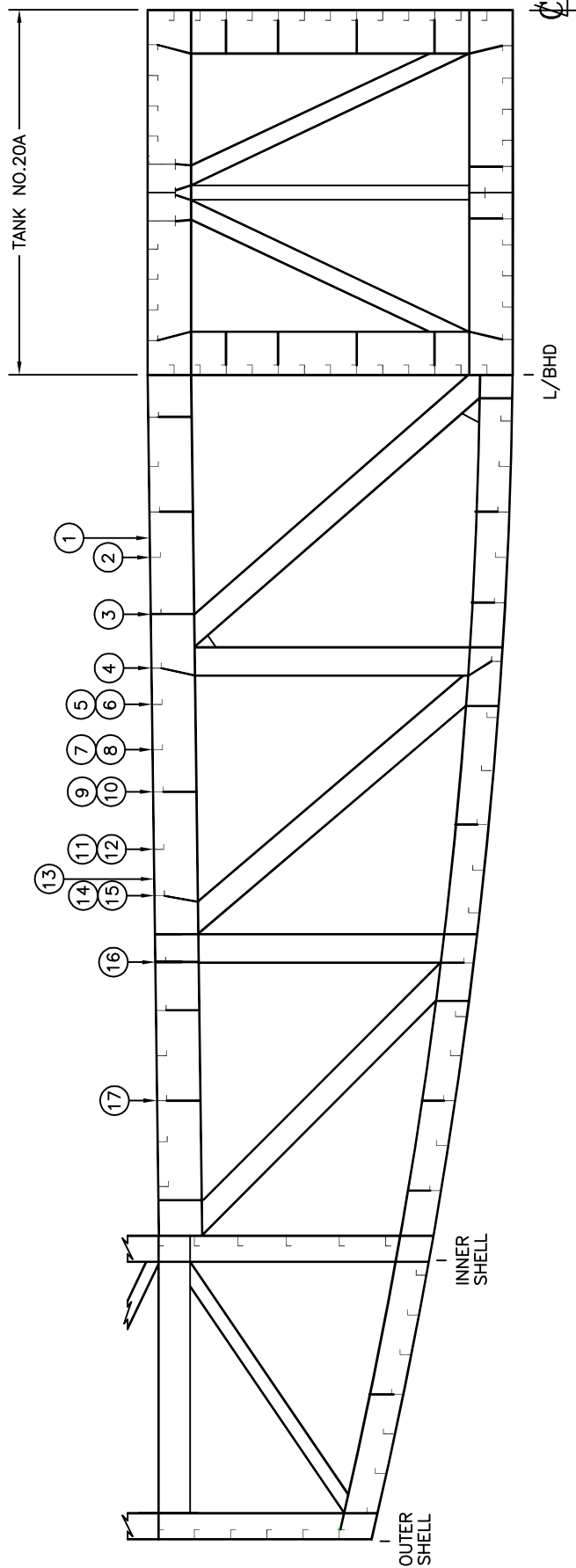
v1.1 DATE: **MAY 2015**

**INTERNATIONAL**  
 **INSPECTION**  
**Specialists in Nondestructive Examination**

LOCATION DESCRIPTIONS

**BULKHEAD 54**

No visual indications found at time of survey.



VESSEL: **EUREKA DRY DOCK**

TANK NO. 6A & 20A - FRAME 53

DESCRIPTION: LOOKING NORTH

DRAWN BY: M. SMITH

JOB # A1268

DWG # FRM 53

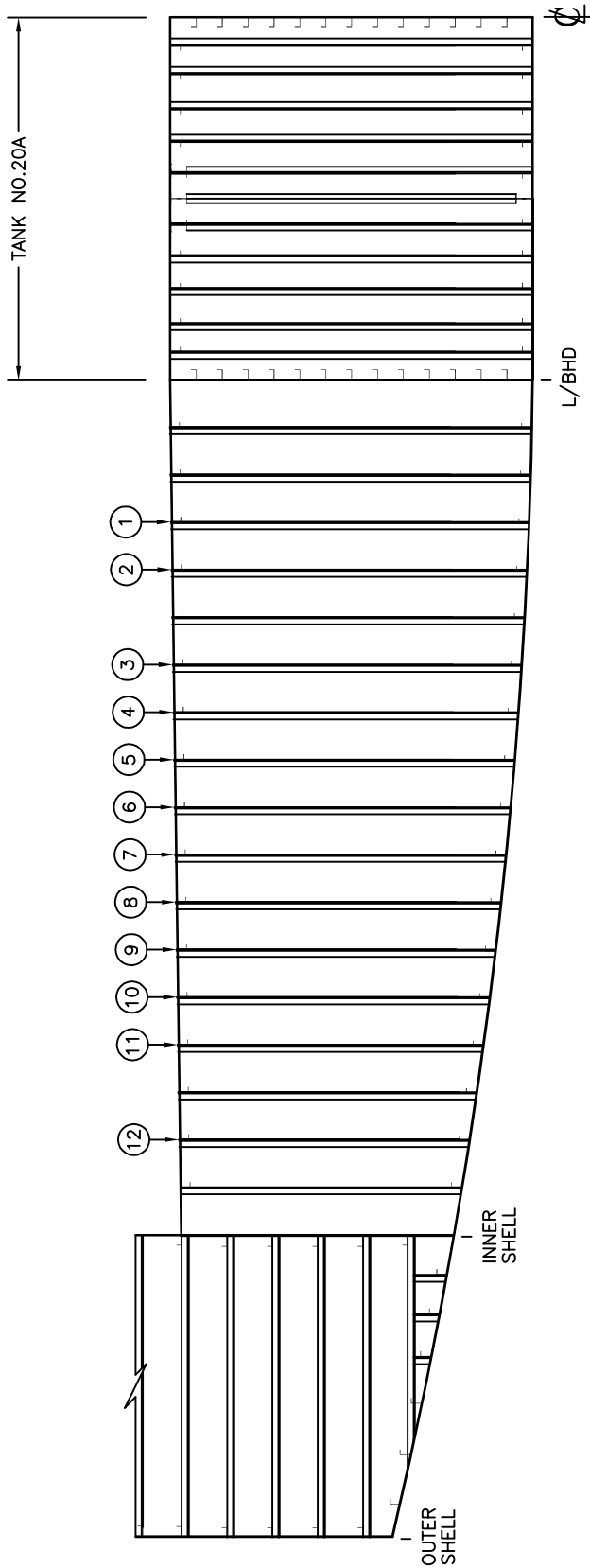
v1.1 DATE: MAY 2015

# INTERNATIONAL INSPECTION Specialists in Nondestructive Examination

## LOCATION DESCRIPTIONS

### FRAME 53

- 1.) Pin hole in deck plating, 5" north of frame.
- 2.) 1" Fracture in web of longitudinal in way of channel cut-out, 17" south of frame
- 3.) 4" Fracture in web of longitudinal in way of channel cut-out, 17" south of frame.
- 4.) Longitudinal web and flange fractured 100%, 8" south of frame.
- 5.) Longitudinal web and flange fractured 100%, 8" south of frame.
- 6.) Longitudinal web and flange fractured 100%, 17" south of frame.
- 7.) Longitudinal web and flange fractured 100%, 8" south of frame.
- 8.) Longitudinal web and flange fractured 100%, 17" south of frame.
- 9.) Longitudinal web and flange fractured 100%, 8" south of frame.
- 10.) Longitudinal web and flange fractured 100%, 17" south of frame.
- 11.) Longitudinal web and flange fractured 100%, 8" south of frame.
- 12.) Longitudinal web and flange fractured 100%, 17" south of frame.
- 13.) ½"Ø hole in deck plating, 20" south of frame.
- 14.) Longitudinal web and flange fractured 100%, 8" south of frame.
- 15.) Longitudinal web and flange fractured 100%, 17" south of frame.
- 16.) 3" Fracture in web of longitudinal in way of channel cut-out, 17" south of frame.
- 17.) 2" Fracture in web of longitudinal in way of channel cut-out, 17" south of frame.



VESSEL: **EUREKA DRY DOCK**

TANK NO. 6A & 20A - BULKHEAD 52  
 DESCRIPTION: LOOKING NORTH

DRAWN BY: W. RAMIREZ

JOB # A1268

DWG # BHD 52

v1.1 DATE: MAY 2015

# INTERNATIONAL INSPECTION Specialists in Nondestructive Examination

## LOCATION DESCRIPTIONS

### **BULKHEAD 52**

- 1.) 6" Fracture in web of longitudinal in way of channel cut-out, 17" north of bulkhead.
- 2.) 6" Fracture in web of longitudinal in way of channel cut-out, 17" north of bulkhead.
- 3.) 6" Fracture in web of longitudinal in way of channel cut-out, 17" north of bulkhead.
- 4.) 6" Fracture in web of longitudinal in way of channel cut-out, 17" north of bulkhead.
- 5.) 6" Fracture in web of longitudinal in way of channel cut-out, 17" north of bulkhead.
- 6.) 6" Fracture in web of longitudinal in way of channel cut-out, 17" north of bulkhead.
- 7.) 6" Fracture in web of longitudinal in way of channel cut-out, 17" north of bulkhead.
- 8.) Longitudinal web and flange fractured 100%, 17" north of bulkhead.
- 9.) Longitudinal web and flange fractured 100%, 17" north of bulkhead.
- 10.) 4" Fracture in web of longitudinal in way of channel cut-out, 17" north of bulkhead.
- 11.) 2" Fracture in web of longitudinal in way of channel cut-out, 17" north of bulkhead.





12.) 1" Fracture in web of longitudinal in way of channel cut-out, 17" north of bulkhead.

# INTERNATIONAL INSPECTION Specialists in Nondestructive Examination

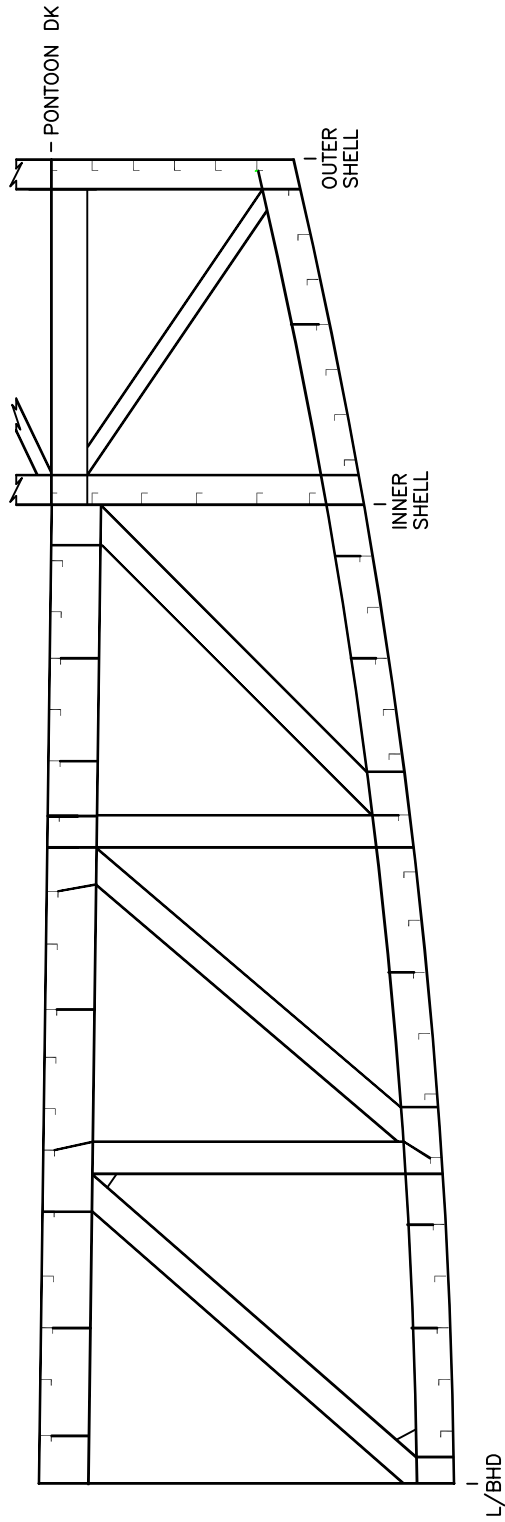
## Tank No. 5

---

Seattle: 3229 S. 148<sup>th</sup> Street, SeaTac, WA 98168 Phone: 206/766-8180 Fax: 206/766-8186  
Portland: 10521 N. Lombard Street, Portland, OR 97203 Phone: 503/283-2668 Fax: 503/283-7656  
Oakland: 1813 Clement Ave., Bldg 24, Alameda, CA 94501 Phone: 510/748-0964 Fax: 510/748-9874  
Los Angeles: 10600 Pioneer Blvd., Unit A, Santa Fe Springs, CA 90670 Phone: 562/944-3166 Fax: 562/944-3114  
San Diego: 2704 Transportation Ave., Unit C, National City, CA 94501 Phone: 619/512-5858 Fax: 619/512-5859

[www.iinspect.com](http://www.iinspect.com)

tank 5 divider - Page 1 of 1



VESSEL: **EUREKA DRY DOCK**

TANK No.5 - FRAME 51  
DESCRIPTION: LOOKING NORTH

DRAWN BY: **W. RAMIREZ**

JOB # **A1268**

DWG # **FRM 51**

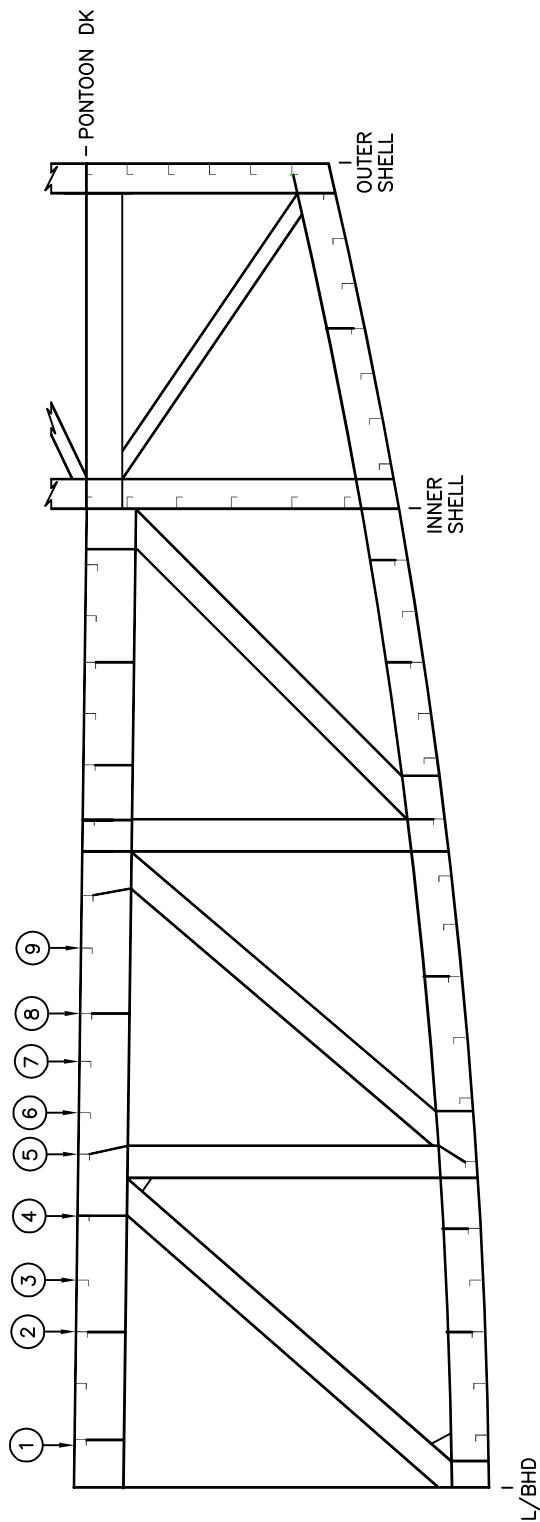
v1.1 DATE: **MAY 2015**

# INTERNATIONAL INSPECTION Specialists in Nondestructive Examination

LOCATION DESCRIPTIONS

**FRAME 51**

**No visual indications found at time of survey.**



VESSEL: **EUREKA DRY DOCK**

TANK No.5 - FRAME 50  
DESCRIPTION: LOOKING NORTH

DRAWN BY: W. RAMIREZ

JOB # A1268

DWG # FRM 50

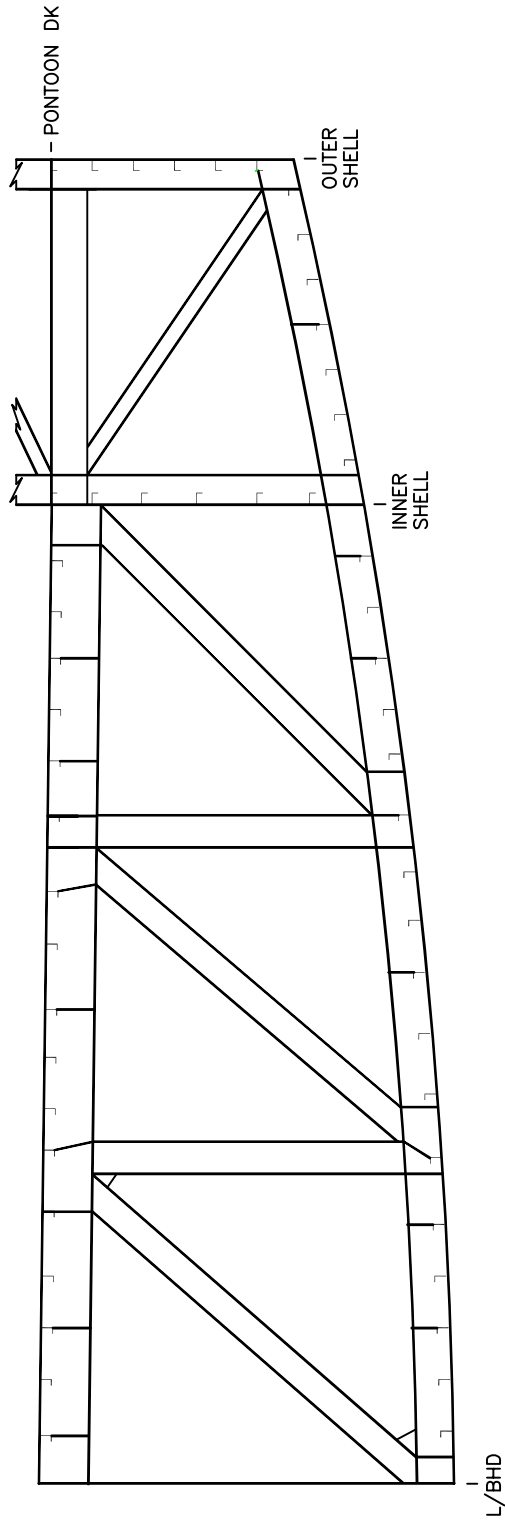
v1.1 DATE: MAY 2015

# INTERNATIONAL INSPECTION Specialists in Nondestructive Examination

## LOCATION DESCRIPTIONS

### FRAME 50

- 1.) 3"Ø hole in deck plating, 6" south of frame.
- 2.) 1" Fracture in web of longitudinal in way of channel cut-out, 17" north of frame.
- 3.) 1" Fracture in web of longitudinal in way of channel cut-out, 17" north of frame.
- 4.) 1" Fracture in web of longitudinal in way of channel cut-out, 17" north of frame.
- 5.) 1" Fracture in web of longitudinal in way of channel cut-out, 17" north of frame.
- 6.) 1" Fracture in web of longitudinal in way of channel cut-out, 17" north of frame.
- 7.) 1" Fracture in web of longitudinal in way of channel cut-out, 17" north of frame.
- 8.) 1" Fracture in web of longitudinal in way of channel cut-out, 17" north of frame.
- 9.) 1" Fracture in web of longitudinal in way of channel cut-out, 17" north of frame.



VESSEL: **EUREKA DRY DOCK**

TANK No.5 - FRAME 49  
DESCRIPTION: LOOKING NORTH

DRAWN BY: **W. RAMIREZ**

JOB # **A1268**

DWG # **FRM 49**

v1.1 DATE: **MAY 2015**

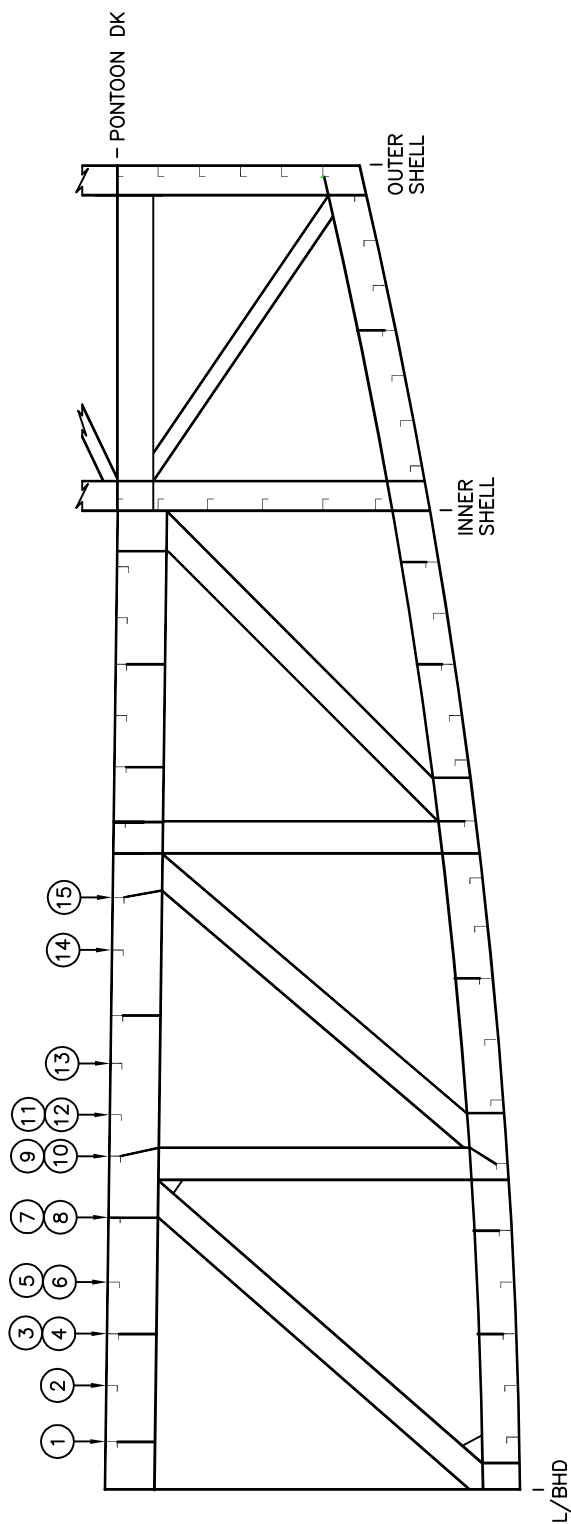
# INTERNATIONAL INSPECTION Specialists in Nondestructive Examination

## LOCATION DESCRIPTIONS

### FRAME 49

**No visual indications found at time of survey.**





VESSEL: **EUREKA DRY DOCK**

TANK No.5 - FRAME 48  
DESCRIPTION: LOOKING NORTH

DRAWN BY: W. RAMIREZ

JOB # A1268

DWG # FRM 48

v1.1 DATE: MAY 2015

# INTERNATIONAL INSPECTION Specialists in Nondestructive Examination

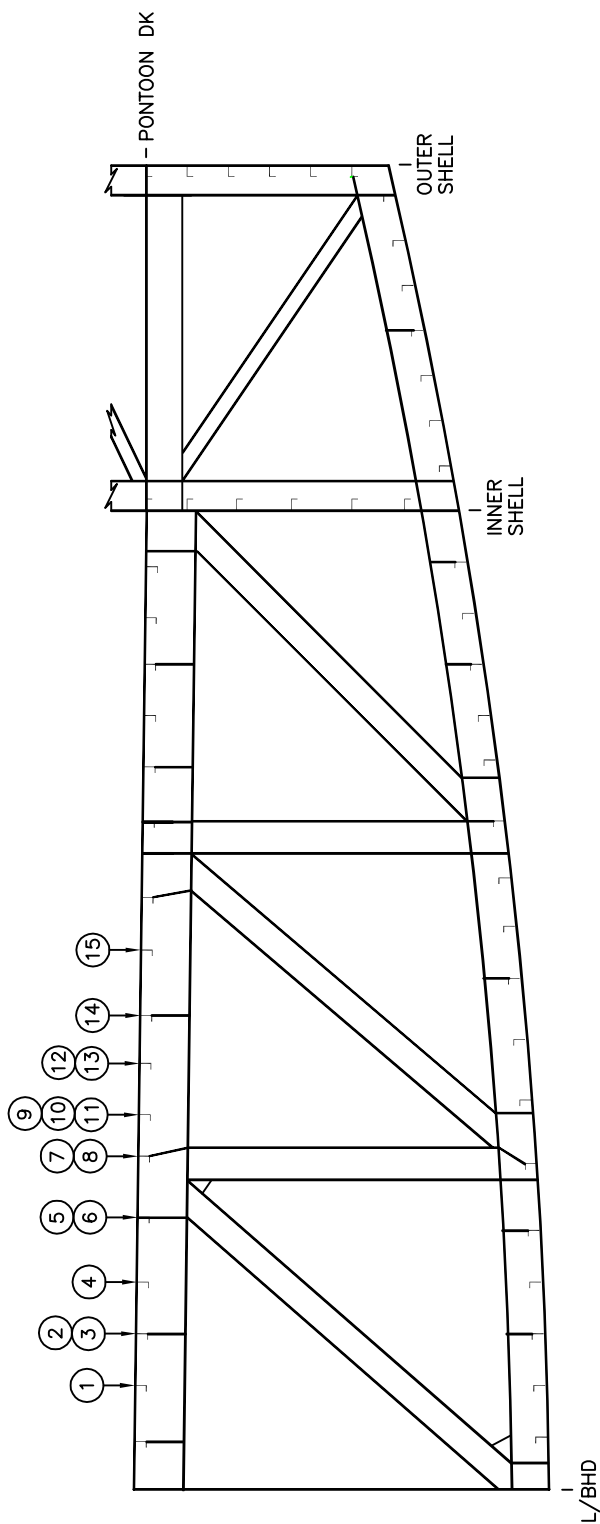
## LOCATION DESCRIPTIONS

### FRAME 48

- 1.) 2" Fracture in web of longitudinal in way of channel cut-out, 17" south of frame.
- 2.) 2" Fracture in web of longitudinal in way of channel cut-out, 17" south of frame.
- 3.) 1" Fracture in web of longitudinal in way of channel cut-out, 17" south of frame.
- 4.) 2" Fracture in web of longitudinal in way of channel cut-out, 17" north of frame.
- 5.) 2" Fracture in web of longitudinal in way of channel cut-out, 17" south of frame.
- 6.) 2" Fracture in web of longitudinal in way of channel cut-out, 17" north of frame.
- 7.) 2" Fracture in web of longitudinal in way of channel cut-out, 17" south of frame.
- 8.) 1 ½" Fracture in web of longitudinal in way of channel cut-out, 17" north of frame.
- 9.) 2" Fracture in web of longitudinal in way of channel cut-out, 17" south of frame.
- 10.) 1" Fracture in web of longitudinal in way of channel cut-out, 17" north of frame.
- 11.) 1" Fracture in web of longitudinal in way of channel cut-out, 17" south of frame.
- 12.) 1" Fracture in web of longitudinal in way of channel cut-out, 17" north of frame.
- 13.) 2" Fracture in web of longitudinal in way of channel cut-out, 17" south of frame.
- 14.) 2" Fracture in web of longitudinal in way of channel cut-out, 17" north of frame.



15.) 2" Fracture in web of longitudinal in way of channel cut-out, 17" north of frame.



VESSEL: **EUREKA DRY DOCK**

TANK No.5 - FRAME 47  
 DESCRIPTION: LOOKING NORTH

DRAWN BY: W. RAMIREZ

JOB # A1268

DWG # FRM 47

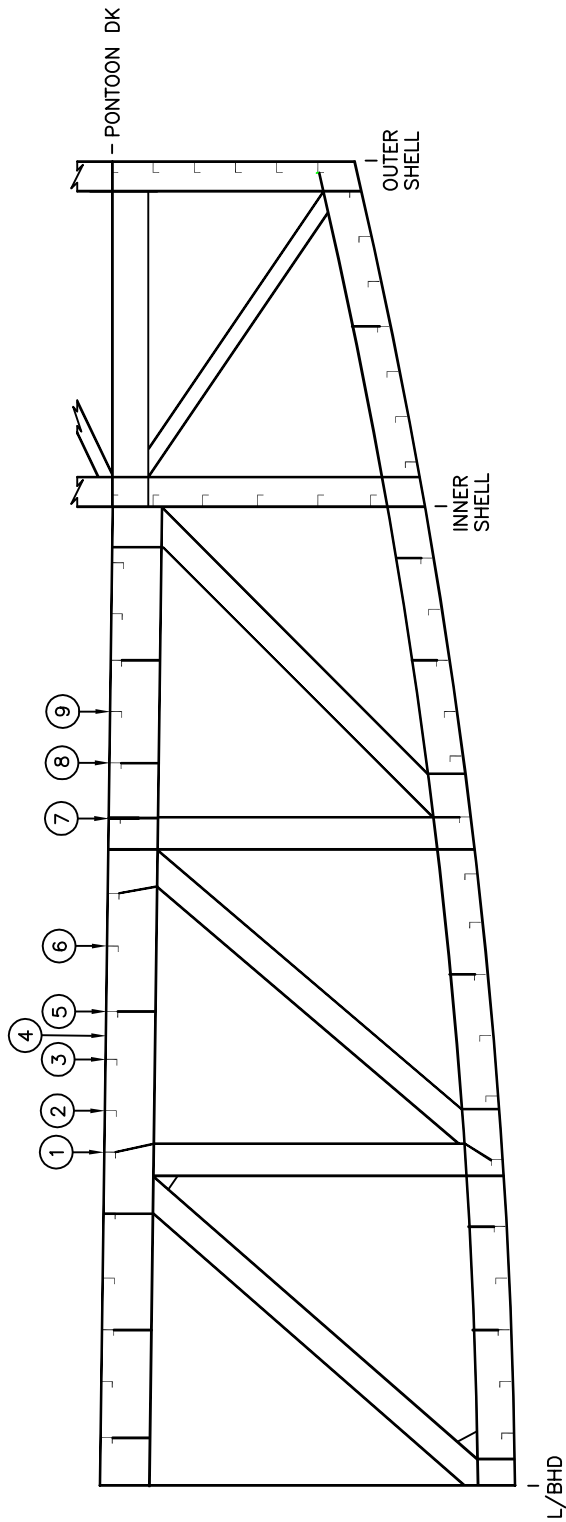
v1.1 DATE: MAY 2015

# INTERNATIONAL INSPECTION Specialists in Nondestructive Examination

## LOCATION DESCRIPTIONS

### FRAME 47

- 1.) 2" Fracture in web of longitudinal in way of channel cut-out, 17" north of frame.
- 2.) 2" Fracture in web of longitudinal in way of channel cut-out, 17" north of frame.
- 3.) 1" Fracture in web of longitudinal in way of channel cut-out, 17" south of frame.
- 4.) 2" Fracture in web of longitudinal in way of channel cut-out, 17" north of frame.
- 5.) 2" Fracture in web of longitudinal in way of channel cut-out, 17" north of frame.
- 6.) 2" Fracture in web of longitudinal in way of channel cut-out, 17" south of frame.
- 7.) 2" Fracture in web of longitudinal in way of channel cut-out, 17" north of frame.
- 8.) 2" Fracture in web of longitudinal in way of channel cut-out, 17" south of frame.
- 9.) 1" Fracture in web of longitudinal in way of channel cut-out, 17" north of frame.
- 10.) 2" Fracture in web of longitudinal in way of channel cut-out, 17" south of frame.
- 11.) 2" Fracture in longitudinal wrap weld deck attachment in way of channel cut-out, 18" south of frame.
- 12.) 2" Fracture in web of longitudinal in way of channel cut-out, 17" north of frame.
- 13.) 2" Fracture in web of longitudinal in way of channel cut-out, 17" south of frame.
- 14.) 2" Fracture in web of longitudinal in way of channel cut-out, 17" south of frame.
- 15.) 2" Fracture in longitudinal wrap weld deck attachment in way of channel cut-out, 17" south of frame. ½ diameter hole on deck in way of wrap weld.



VESSEL: **EUREKA DRY DOCK**

TANK No.5 - FRAME 46  
 DESCRIPTION: LOOKING NORTH

DRAWN BY: W. RAMIREZ

JOB # A1268

DWG # FRM 46

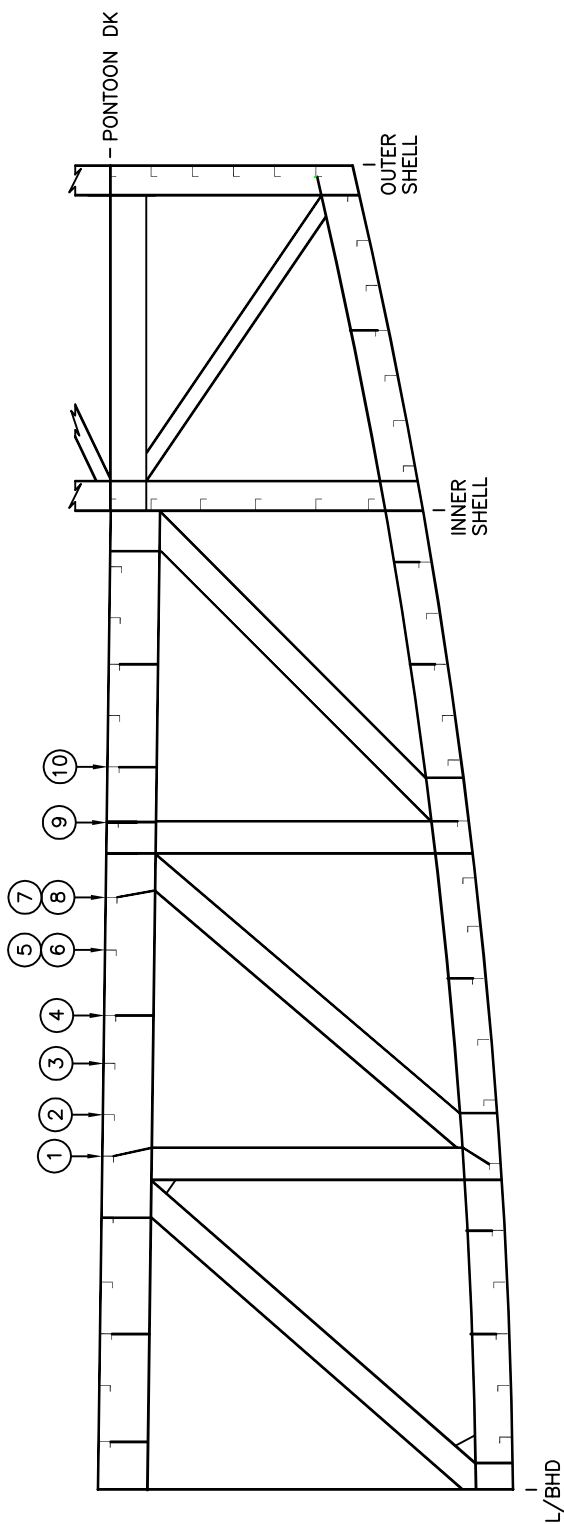
v1.1 DATE: MAY 2015

# INTERNATIONAL INSPECTION Specialists in Nondestructive Examination

## LOCATION DESCRIPTIONS

### FRAME 46

- 1.) 2" Fracture in web of longitudinal in way of channel cut-out, 17" south of frame.
- 2.) 2" Fracture in web of longitudinal in way of channel cut-out, 17" south of frame.
- 3.) 1" Fracture in web of longitudinal in way of channel cut-out, 17" south of frame.
- 4.) ½" diameter hole on deck plate, 16" south of frame.
- 5.) 2" Fracture in web of longitudinal in way of channel cut-out, 17" south of frame.
- 6.) 1" Fracture in web of longitudinal in way of channel cut-out, 17" south of frame.
- 7.) 2" Fracture in web of longitudinal in way of channel cut-out, 17" south of frame.
- 8.) 2" Fracture in web of longitudinal in way of channel cut-out, 34" south of frame.
- 9.) 2" Fracture in web of longitudinal in way of channel cut-out, 34" north of frame.



VESSEL: **EUREKA DRY DOCK**

TANK No.5 - FRAME 45  
 DESCRIPTION: LOOKING NORTH

DRAWN BY: W. RAMIREZ

JOB # A1268

DWG # FRM 45

v1.1 DATE: MAY 2015

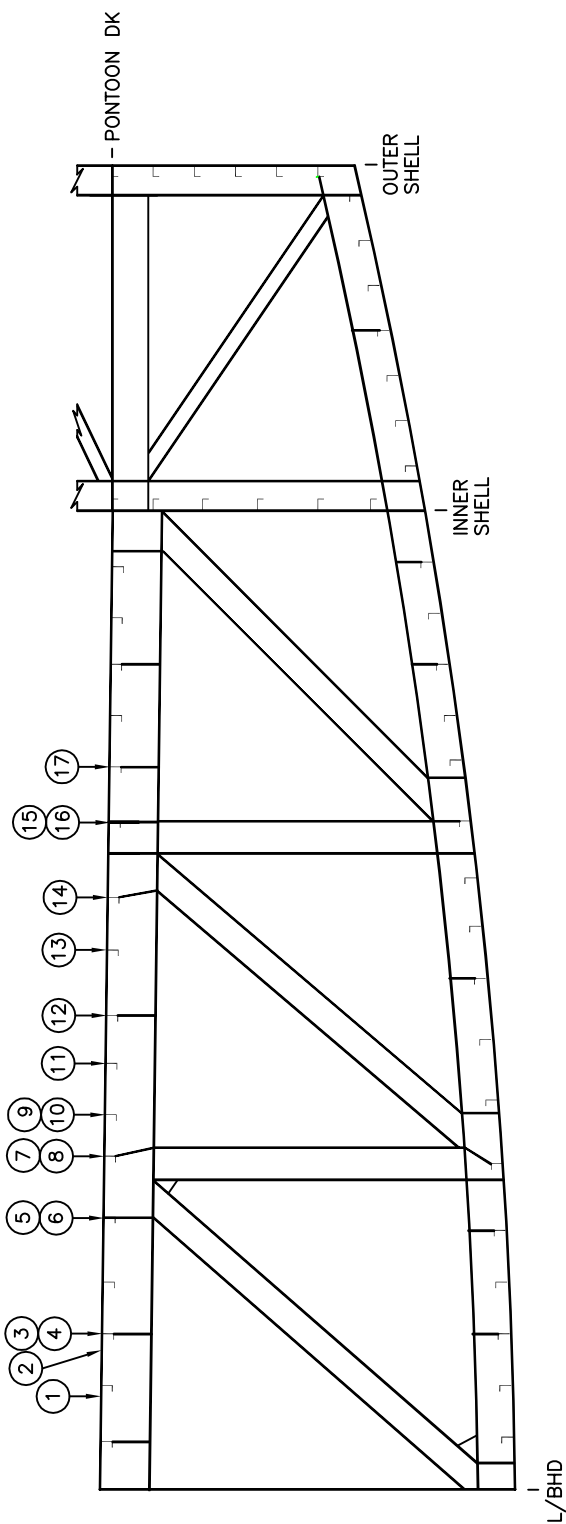


# INTERNATIONAL INSPECTION Specialists in Nondestructive Examination

## LOCATION DESCRIPTIONS

### FRAME 45

- 1.) 2" Fracture in web of longitudinal in way of channel cut-out, 17" south of frame.
- 2.) 2" Fracture in web of longitudinal in way of channel cut-out, 17" north of frame.
- 3.) 1" Fracture in web of longitudinal in way of channel cut-out, 17" south of frame.
- 4.) 1" Fracture in web of longitudinal in way of channel cut-out, 17" south of frame.
- 5.) 2" Fracture in web of longitudinal in way of channel cut-out, 17" south of frame.
- 6.) 2" Fracture in web of longitudinal in way of channel cut-out, 17" north of frame.
- 7.) ½" diameter hole on deck plate at wrap weld 6" north of frame.
- 8.) 2" Fracture in web of longitudinal in way of channel cut-out, 17" south of frame.
- 9.) 2" Fracture in web of longitudinal in way of channel cut-out, 17" south of frame.
- 10.) 2" Fracture in web of longitudinal in way of channel cut-out, 17" south of frame.



VESSEL: **EUREKA DRY DOCK**

TANK No.5 - FRAME 44  
 DESCRIPTION: LOOKING NORTH

DRAWN BY: W. RAMIREZ

JOB # A1268

DWG # FRM 44

v1.1 DATE: MAY 2015

# INTERNATIONAL INSPECTION Specialists in Nondestructive Examination

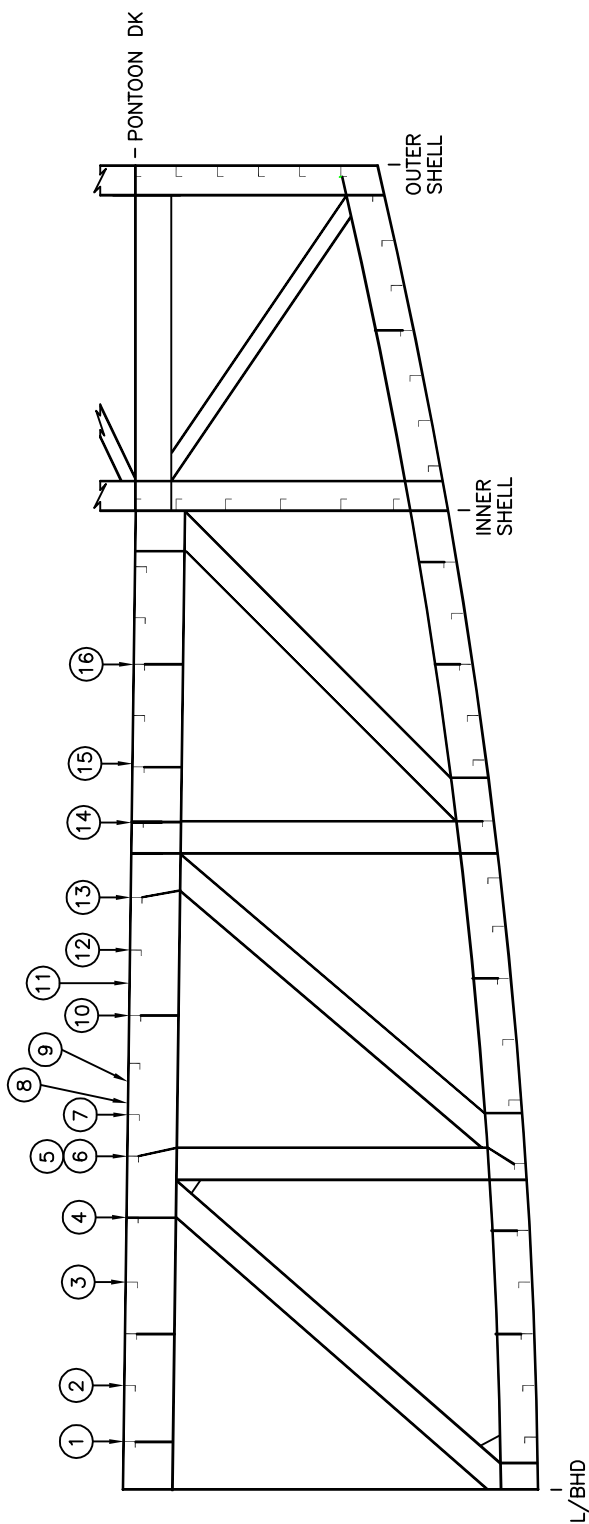
## LOCATION DESCRIPTIONS

### FRAME 44

- 1.) ½” diameter hole on deck plate, 23” south of frame.
- 2.) ¼” diameter hole on deck plate, 42” south of frame.
- 3.) 1” Fracture in web of longitudinal in way of channel cut-out, 17” south of frame.
- 4.) 2” Fracture in web of longitudinal in way of channel cut-out, 17” north of frame.
- 5.) 2” Fracture in web of longitudinal in way of channel cut-out, 17” south of frame.
- 6.) 2” Fracture in web of longitudinal in way of channel cut-out, 17” north of frame.
- 7.) 2” Fracture in web of longitudinal in way of channel cut-out, 17” south of frame.
- 8.) 1” Fracture in web of longitudinal in way of channel cut-out, 17” north of frame.
- 9.) 2” Fracture in web of longitudinal in way of channel cut-out, 17” south of frame.
- 10.) 2” Fracture in web of longitudinal in way of channel cut-out, 17” north of frame.
- 11.) 2” Fracture in web of longitudinal in way of channel cut-out, 17” south of frame.
- 12.) 2” Fracture in web of longitudinal in way of channel cut-out, 17” south of frame.
- 13.) 2” Fracture in web of longitudinal in way of channel cut-out, 17” north of frame.
- 14.) 2” Fracture in web of longitudinal in way of channel cut-out, 17” north of frame.
- 15.) 1 ½” Fracture in web of longitudinal in way of channel cut-out, 17” south of frame.



- 16.) 2" Fracture in web of longitudinal in way of channel cut-out, 17" north of frame.
- 17.) 1" Fracture in web of longitudinal in way of channel cut-out, 17" south of frame.



VESSEL: **EUREKA DRY DOCK**

TANK No.5 - FRAME 43  
 DESCRIPTION: LOOKING NORTH

DRAWN BY: W. RAMIREZ

JOB # A1268

DWG # FRM 43

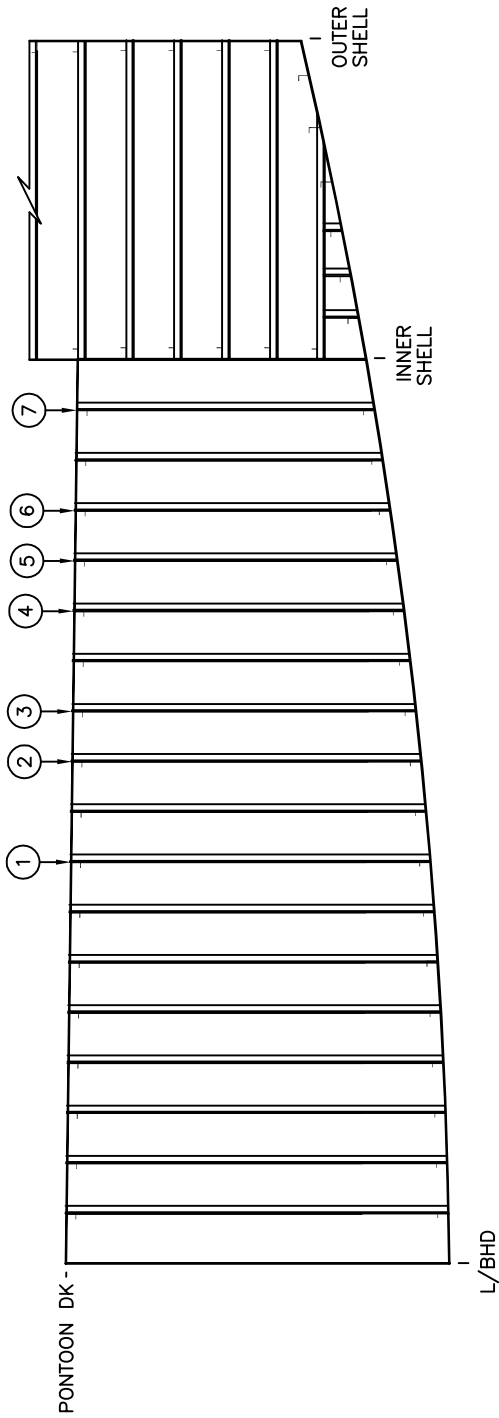
v1.1 DATE: MAY 2015

# INTERNATIONAL INSPECTION Specialists in Nondestructive Examination

## LOCATION DESCRIPTIONS

### FRAME 43

- 1.) 1" Fracture in web of longitudinal in way of channel cut-out, 17" south of frame.
- 2.) Web & flange 100% fractured, 42" south of frame.
- 3.) 1" Fracture in web of longitudinal in way of channel cut-out, 17" south of frame.
- 4.) 1" Fracture in web of longitudinal in way of channel cut-out, 17" south of frame.
- 5.) 1" Fracture in web of longitudinal in way of channel cut-out, 17" south of frame.
- 6.) Longitudinal web & flange 100% fractured, 42" south of frame.
- 7.) 1" Fracture in web of longitudinal in way of channel cut-out, 17" north of frame.
- 8.) Pinhole on deck plate, 16" south of frame.
- 9.) ¼" diameter hole on deck plate, 17" south of frame.
- 10.) 3" Fracture on wrap weld of longitudinal in way of channel cut-out, 17" south of frame.
- 11.) 2" diameter hole on deck plate, 17" south of frame.
- 12.) 3" Fracture on wrap weld of longitudinal in way of channel cut-out, 17" south of frame.
- 13.) 3" Fracture on wrap weld of longitudinal in way of channel cut-out, 17" south of frame.
- 14.) 3" Fracture on wrap weld of longitudinal in way of channel cut-out, 17" south of frame.
- 15.) ½" diameter hole on deck plate, 17" south of frame.
- 16.) 3" Fracture on wrap weld of longitudinal in way of channel cut-out, 17" south of frame.



VESSEL: **EUREKA DRY DOCK**

TANK No.5 - BULKHEAD 42  
DESCRIPTION: LOOKING NORTH

DRAWN BY: W. RAMIREZ

JOB # A1268

DWG # BHD 42

v1.1 DATE: MAY 2015

# INTERNATIONAL INSPECTION Specialists in Nondestructive Examination

## LOCATION DESCRIPTIONS

### **BULKHEAD 42**

- 1.) 3” Fracture in web of longitudinal in way of channel cut-out, 17” north of frame.
- 2.) 1” Fracture in web of longitudinal in way of channel cut-out, 17” north of frame.
- 3.) 2” Fracture in web of longitudinal in way of channel cut-out, 17” north of frame.
- 4.) 2” Fracture in web of longitudinal in way of channel cut-out, 17” north of frame.
- 5.) 1” Fracture in web of longitudinal in way of channel cut-out, 17” north of frame.
- 6.) 2” Fracture in web of longitudinal in way of channel cut-out, 17” north of frame.
- 7.) 1” Fracture in web of longitudinal in way of channel cut-out, 17” north of frame.



# INTERNATIONAL INSPECTION Specialists in Nondestructive Examination


**Tank No. 6, 20, & 21**

---

Seattle: 3229 S. 148<sup>th</sup> Street, SeaTac, WA 98168 Phone: 206/766-8180 Fax: 206/766-8186  
Portland: 10521 N. Lombard Street, Portland, OR 97203 Phone: 503/283-2668 Fax: 503/283-7656  
Oakland: 1813 Clement Ave., Bldg 24, Alameda, CA 94501 Phone: 510/748-0964 Fax: 510/748-9874  
Los Angeles: 10600 Pioneer Blvd., Unit A, Santa Fe Springs, CA 90670 Phone: 562/944-3166 Fax: 562/944-3114  
San Diego: 2704 Transportation Ave., Unit C, National City, CA 94501 Phone: 619/512-5858 Fax: 619/512-5859

[www.iinspect.com](http://www.iinspect.com)

tank 6 divider - Page 1 of 1



VESSEL: **EUREKA DRY DOCK**

TANK NO.6 & 20 - BULKHEAD 52  
 DESCRIPTION: LOOKING NORTH

DRAWN BY: W. RAMIREZ

JOB # A1268

DWG # BHD 52

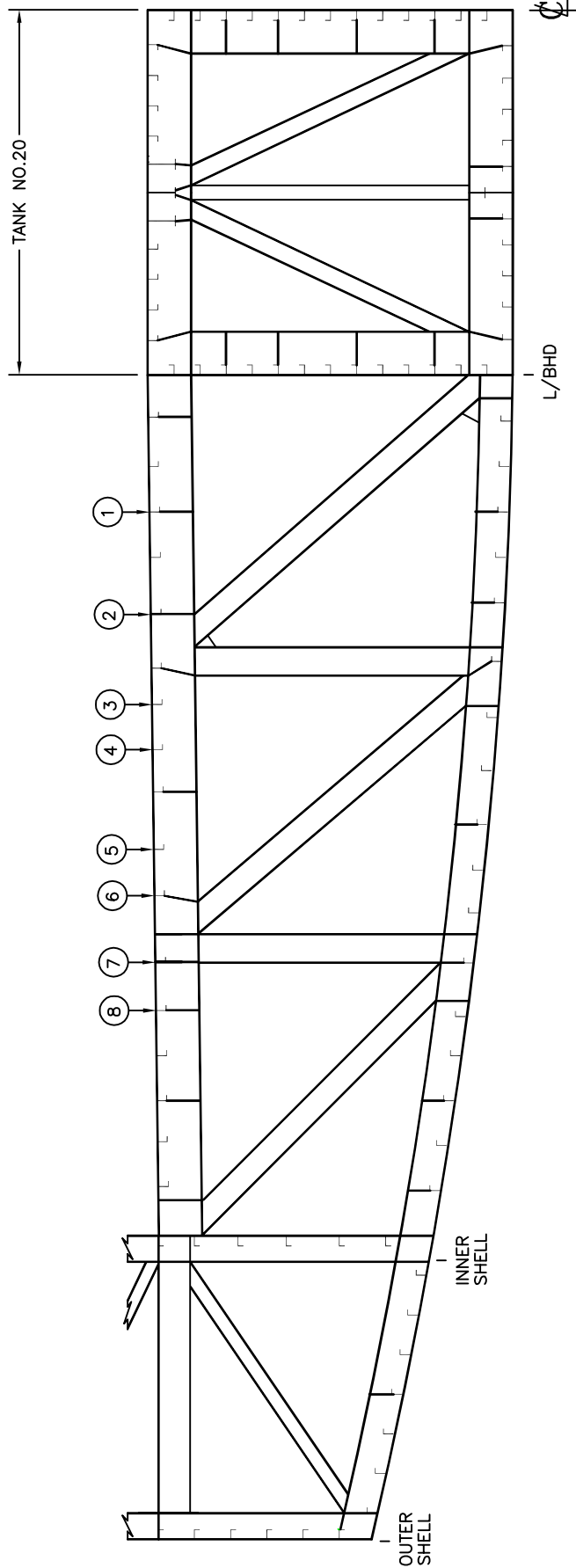
v1.1 DATE: MAY 2015

**INTERNATIONAL**  
 **INSPECTION**  
**Specialists in Nondestructive Examination**

LOCATION DESCRIPTIONS

**BULKHEAD 52**

No visual indications found at time of survey.



VESSEL: **EUREKA DRY DOCK**

TANK NO. 6 & 20 - FRAME 51

DESCRIPTION: LOOKING NORTH

DRAWN BY: M. SMITH

JOB # A1268

DWG # FRM 51

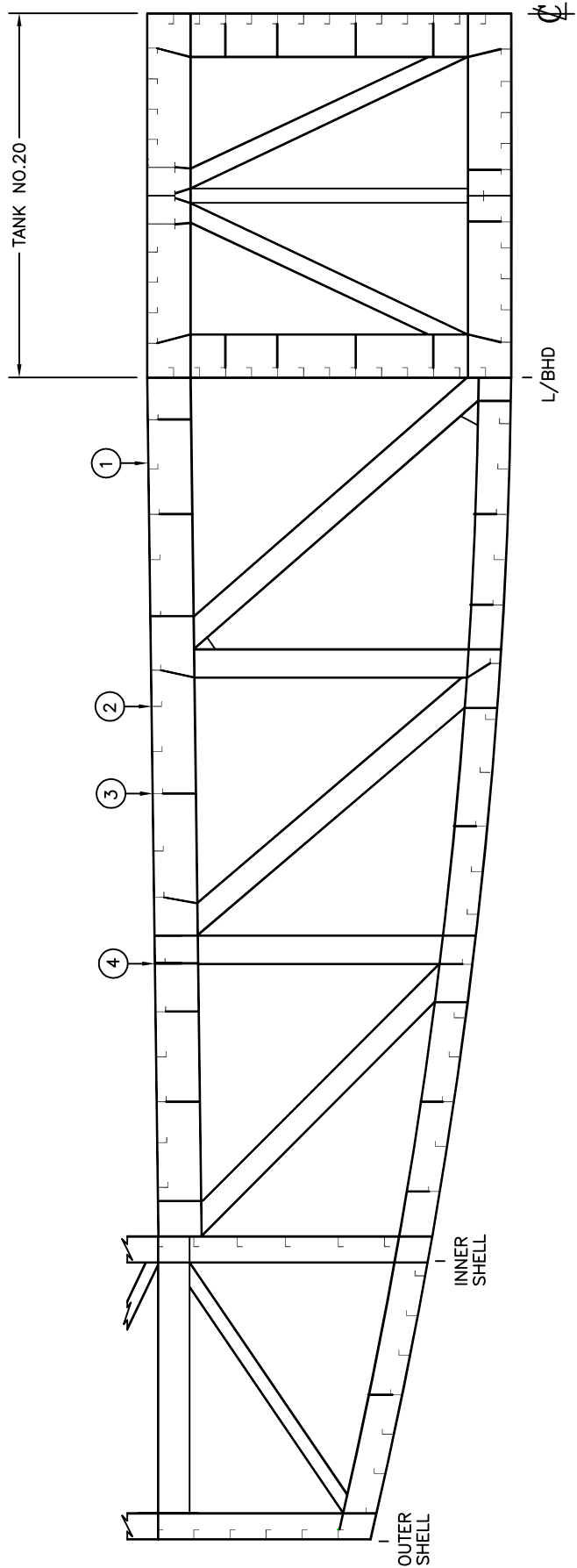
v1.1 DATE: MAY 2015

# INTERNATIONAL INSPECTION Specialists in Nondestructive Examination

## LOCATION DESCRIPTIONS

### FRAME 51

- 1.) 2" Fracture in web of longitudinal in way of channel cut-out, 17" south of frame.
- 2.) 2" Fracture in web of longitudinal in way of channel cut-out, 17" south of frame.
- 3.) 2" Fracture in web of longitudinal in way of channel cut-out, 17" south of frame.
- 4.) 2" Fracture in web of longitudinal in way of channel cut-out, 17" south of frame.
- 5.) 2" Fracture in web of longitudinal in way of channel cut-out, 17" south of frame.
- 6.) 2" Fracture in web of longitudinal in way of channel cut-out, 17" south of frame.
- 7.) 2" Fracture in web of longitudinal in way of channel cut-out, 17" south of frame.
- 8.) 2" Fracture in web of longitudinal in way of channel cut-out, 17" south of frame.



VESSEL: **EUREKA DRY DOCK**

TANK NO. 6 & 20 - FRAME 50  
 DESCRIPTION: LOOKING NORTH

DRAWN BY: M. SMITH

JOB # A1268

DWG # FRM 50

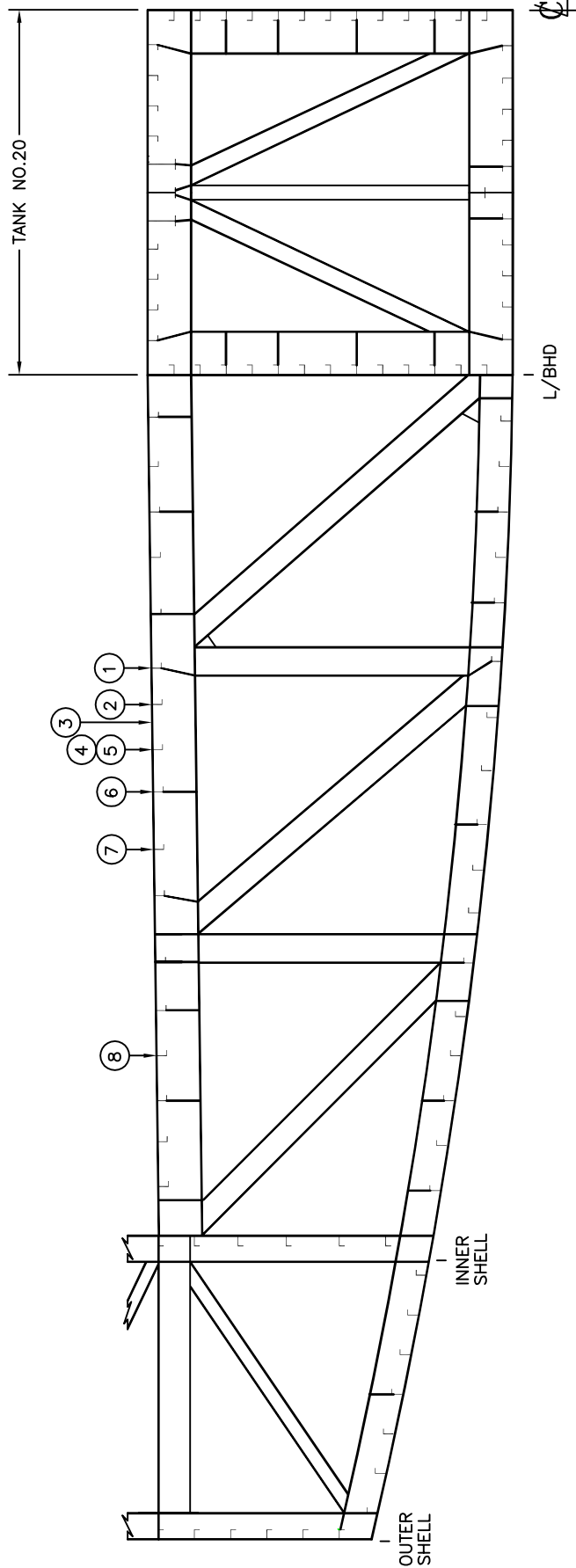
v1.1 DATE: MAY 2015

# INTERNATIONAL INSPECTION Specialists in Nondestructive Examination

## LOCATION DESCRIPTIONS

### FRAME 50

- 1.) 1"Ø hole in deck plating, 40" south of frame.
- 2.) 2" Fracture in web of longitudinal in way of channel cut-out, 17" north of frame.
- 3.) 2" Fracture in web of longitudinal in way of channel cut-out, 17" north of frame.
- 4.) 2" Fracture in web of longitudinal in way of channel cut-out, 17" north of frame.



VESSEL: **EUREKA DRY DOCK**

TANK NO. 6 & 20 - FRAME 49

DESCRIPTION: LOOKING NORTH

DRAWN BY: M. SMITH

JOB # A1268

DWG # FRM 49

v1.1 DATE: MAY 2015

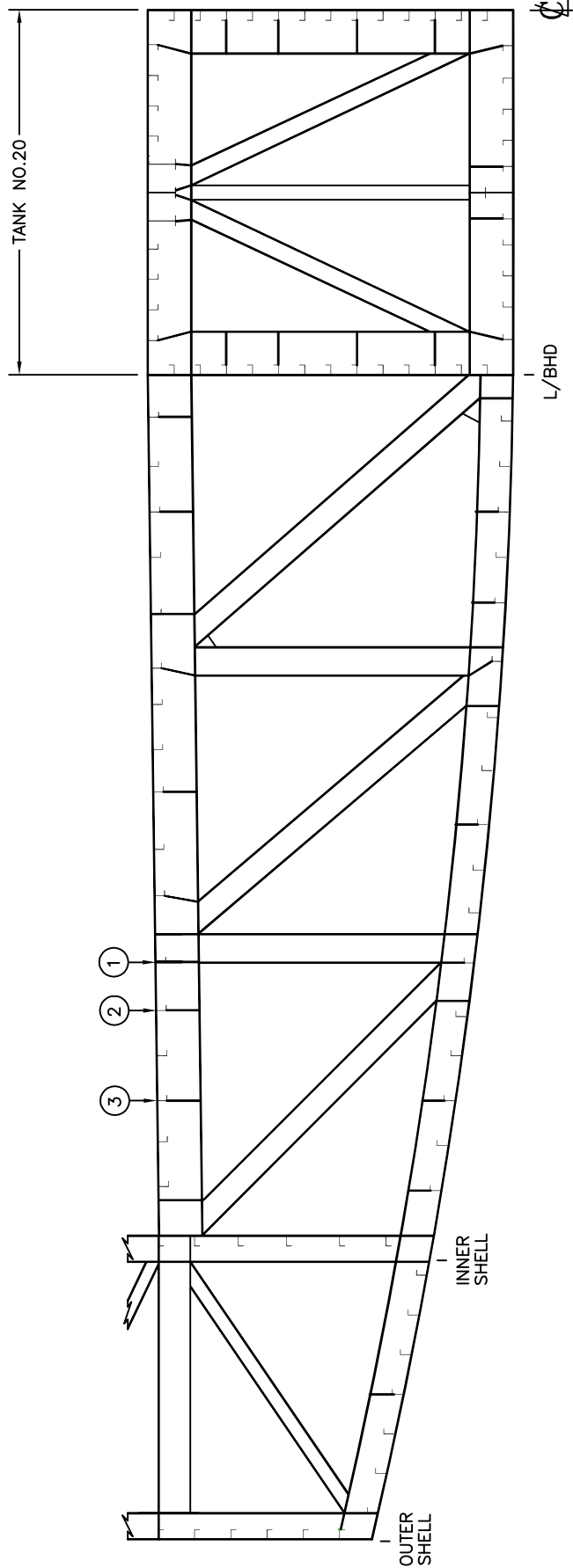


**INTERNATIONAL**  
 **INSPECTION**  
**Specialists in Nondestructive Examination**

LOCATION DESCRIPTIONS

**FRAME 49**

- 1.) 3” Fracture in web of longitudinal in way of channel cut-out, 17” north of frame.
- 2.) 3” Fracture in web of longitudinal in way of channel cut-out, 17” north of frame.
- 3.) 3” $\varnothing$  hole in deck plating, 2” south of frame.
- 4.) 3” Fracture in web of longitudinal in way of channel cut-out, 17” north of frame.
- 5.) 1” Fracture in web of longitudinal in way of channel cut-out, 17” south of frame.
- 6.) 3” Fracture in web of longitudinal in way of channel cut-out, 17” north of frame.
- 7.) 3” Fracture in web of longitudinal in way of channel cut-out, 17” north of frame.
- 8.) 1” Fracture in web of longitudinal in way of channel cut-out, 17” south of frame.



VESSEL: **EUREKA DRY DOCK**

TANK NO. 6 & 20 - FRAME 48

DESCRIPTION: LOOKING NORTH

DRAWN BY: M. SMITH

JOB # A1268

DWG # FRM 48

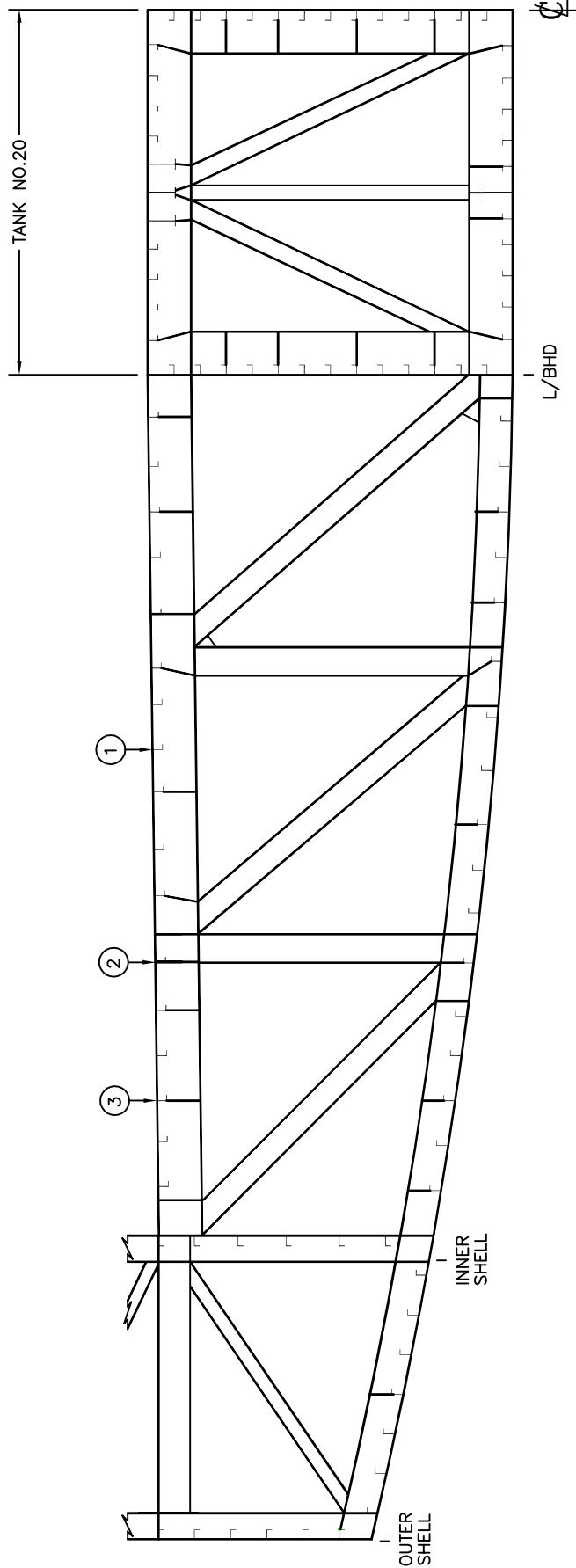
v1.1 DATE: MAY 2015

# INTERNATIONAL INSPECTION Specialists in Nondestructive Examination

## LOCATION DESCRIPTIONS

### FRAME 48

- 1.) 1" Fracture in web of longitudinal in way of channel cut-out, 17" north of frame.
- 2.) 1" Fracture in web of longitudinal in way of channel cut-out, 17" north of frame.
- 3.) 1" Fracture in web of longitudinal in way of channel cut-out, 17" north of frame.



VESSEL: **EUREKA DRY DOCK**

TANK NO. 6 & 20 - FRAME 47

DESCRIPTION: LOOKING NORTH

DRAWN BY: M. SMITH

JOB # A1268

DWG # FRM 47

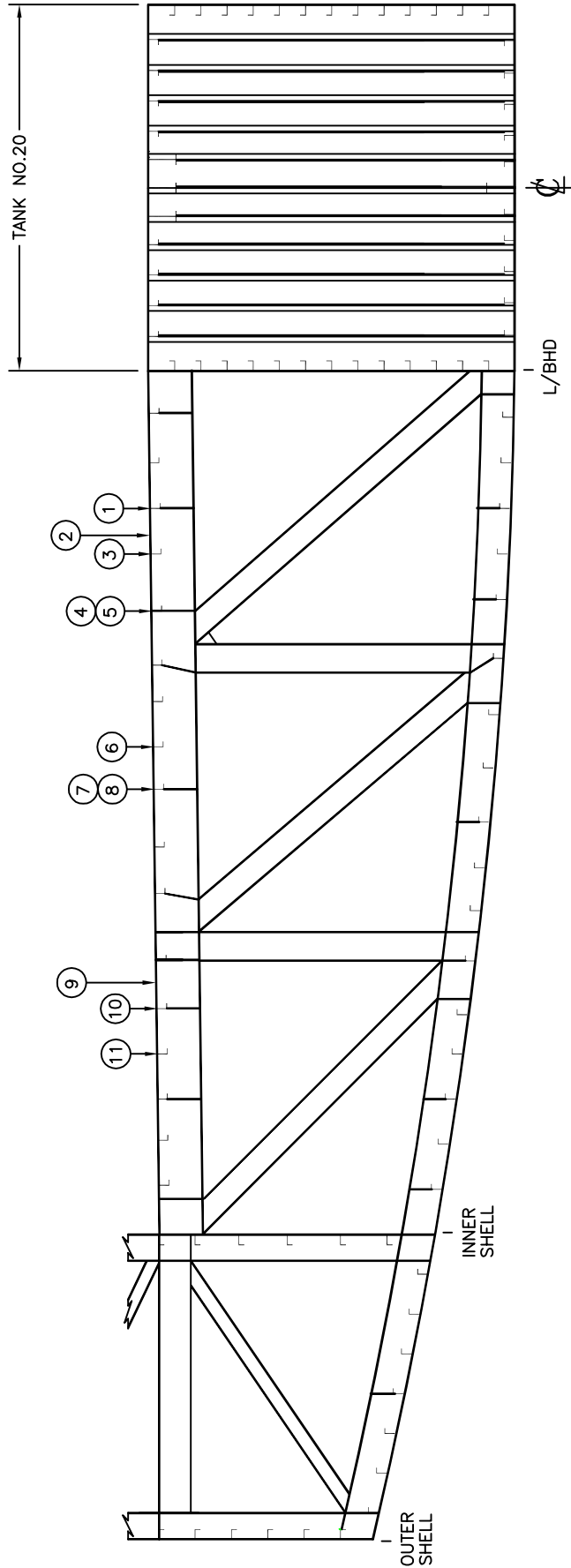
v1.1 DATE: MAY 2015

# INTERNATIONAL INSPECTION Specialists in Nondestructive Examination

## LOCATION DESCRIPTIONS

### FRAME 47

- 1.) 1" Fracture in web of longitudinal in way of channel cut-out, 17" south of frame.
- 2.) 1" Fracture in web of longitudinal in way of channel cut-out, 17" south of frame.
- 3.) 1" Fracture in web of longitudinal in way of channel cut-out, 17" north of frame.



VESSEL: **EUREKA DRY DOCK**

TANK No.6 & 20 - FRAME 46  
 DESCRIPTION: LOOKING NORTH

DRAWN BY: M. SMITH

JOB # A1268

DWG # FRM 46

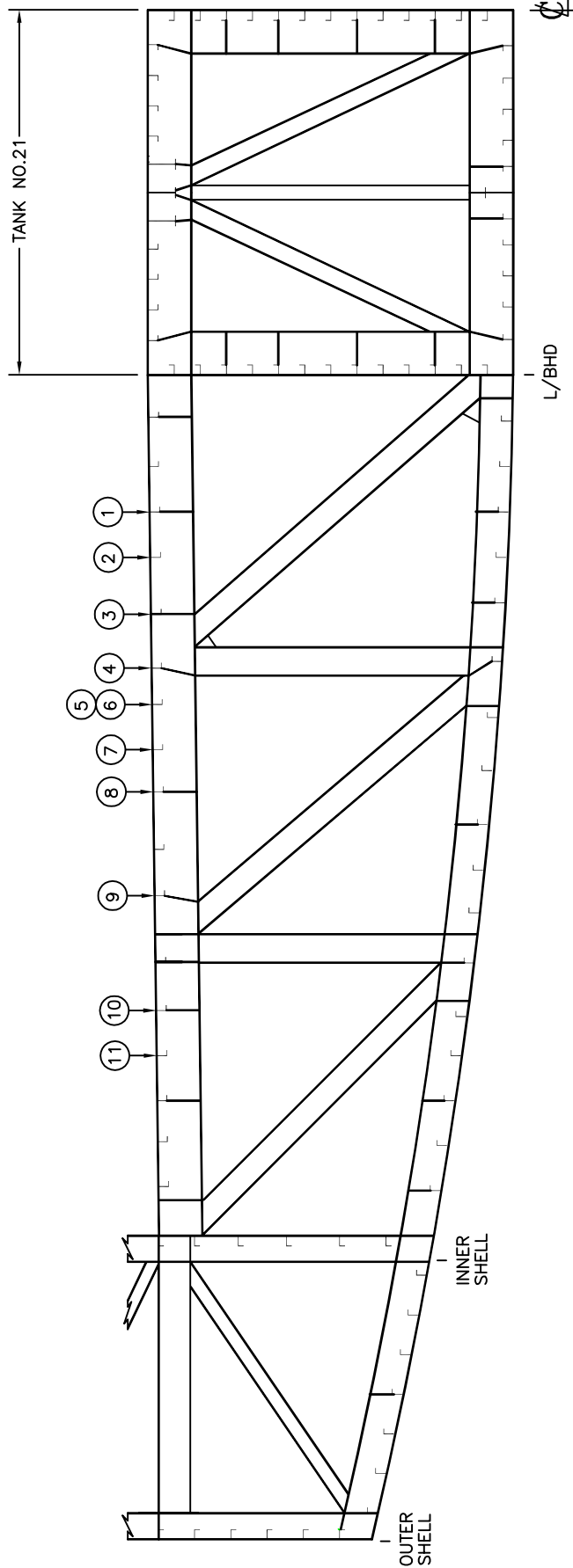
v1.1 DATE: MAY 2015

**INTERNATIONAL**  
 **INSPECTION**  
**Specialists in Nondestructive Examination**

LOCATION DESCRIPTIONS

**FRAME 46**

- 1.) 2” Fracture in web of longitudinal in way of channel cut-out, 17” north of frame.
- 2.) 1” $\emptyset$  hole in deck plating, 18” north of frame.
- 3.) 2” Fracture in web of longitudinal in way of channel cut-out, 17” north of frame.
- 4.) 2” Fracture in web of longitudinal in way of channel cut-out, 17” north of frame.
- 5.) 2” Fracture in web of longitudinal in way of channel cut-out, 17” south of frame.
- 6.) 2” Fracture in web of longitudinal in way of channel cut-out, 17” south of frame.
- 7.) 2” Fracture in web of longitudinal in way of channel cut-out, 17” north of frame.
- 8.) 2” Fracture in web of longitudinal in way of channel cut-out, 17” south of frame.
- 9.) Multiple 1” $\emptyset$  holes in deck plating, 18” north of frame.
- 10.) 2” Fracture in web of longitudinal in way of channel cut-out, 17” south of frame.
- 11.) 2” Fracture in web of longitudinal in way of channel cut-out, 17” south of frame.



VESSEL: **EUREKA DRY DOCK**

TANK NO. 6 & 21 - FRAME 45

DESCRIPTION: LOOKING NORTH

DRAWN BY: M. SMITH

JOB # A1268

DWG # FRM 45

v1.1 DATE: MAY 2015

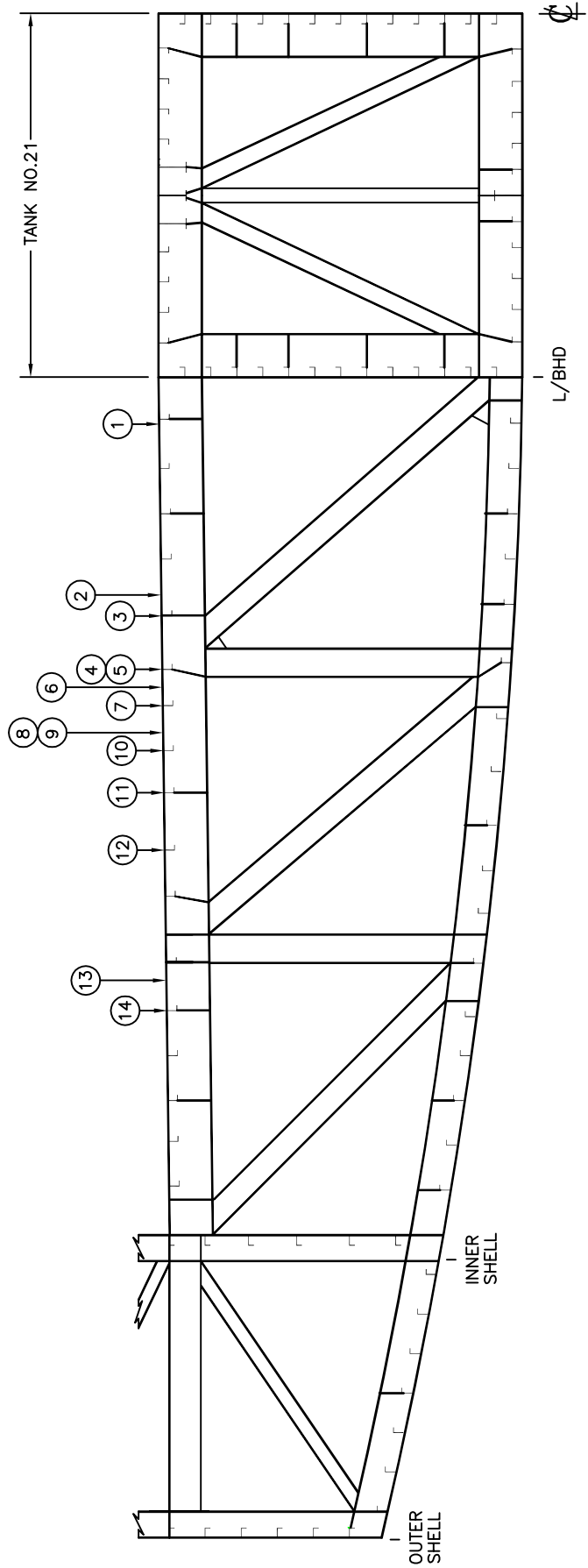


# INTERNATIONAL INSPECTION Specialists in Nondestructive Examination

## LOCATION DESCRIPTIONS

### FRAME 45

- 1.) 2" Fracture in web of longitudinal in way of channel cut-out, 17" north of frame.
- 2.) 2" Fracture in web of longitudinal in way of channel cut-out, 17" north of frame.
- 3.) 2" Fracture in web of longitudinal in way of channel cut-out, 17" north of frame.
- 4.) 2" Fracture in web of longitudinal in way of channel cut-out, 17" south of frame.
- 5.) 2" Fracture in web of longitudinal in way of channel cut-out, 17" north of frame.
- 6.) 2" Fracture in web of longitudinal in way of channel cut-out, 17" south of frame.
- 7.) 2" Fracture in web of longitudinal in way of channel cut-out, 17" north of frame.
- 8.) 2" Fracture in web of longitudinal in way of channel cut-out, 17" north of frame.
- 9.) 2" Fracture in web of longitudinal in way of channel cut-out, 17" north of frame.
- 10.) 2" Fracture in web of longitudinal in way of channel cut-out, 17" south of frame.
- 11.) 2" Fracture in web of longitudinal in way of channel cut-out, 17" south of frame.



VESSEL: **EUREKA DRY DOCK**

TANK NO. 6 & 21 - FRAME 44

DESCRIPTION: LOOKING NORTH

DRAWN BY: M. SMITH

JOB # A1268

DWG # FRM 44

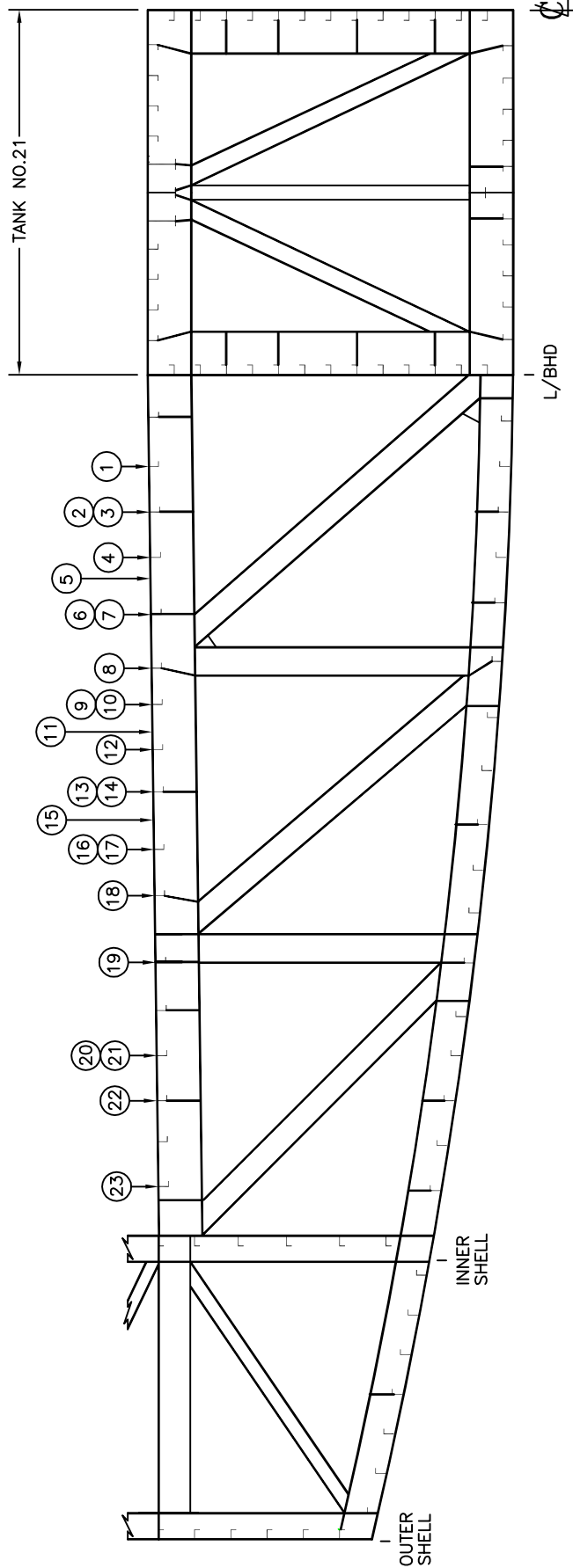
v1.1 DATE: MAY 2015

**INTERNATIONAL**  
 **INSPECTION**  
**Specialists in Nondestructive Examination**

LOCATION DESCRIPTIONS

**FRAME 44**

- 1.) 1"Ø hole in deck plating, 36" south of frame.
- 2.) 2"Ø hole in deck plating, 36" south of frame.
- 3.) 2" Fracture in web of longitudinal in way of channel cut-out, 17" north of frame.
- 4.) 2" Fracture in web of longitudinal in way of channel cut-out, 17" north of frame.
- 5.) 3" Fracture in web of longitudinal in way of channel cut-out, 17" south of frame.
- 6.) 1"Ø hole in deck plating, 40" south of frame.
- 7.) 2" Fracture in web of longitudinal in way of channel cut-out, 17" north of frame.
- 8.) 1"Ø hole in deck plating, 22" south of frame.
- 9.) 1"Ø hole in deck plating, 36" south of frame.
- 10.) 2" Fracture in web of longitudinal in way of channel cut-out, 17" north of frame.
- 11.) 2" Fracture in web of longitudinal in way of channel cut-out, 17" north of frame.
- 12.) 1" Fracture in web of longitudinal in way of channel cut-out, 17" south of frame.
- 13.) 1"Ø hole in deck plating, 18" south of frame.
- 14.) 2" Fracture in web of longitudinal in way of channel cut-out, 17" north of frame.



VESSEL: **EUREKA DRY DOCK**

TANK NO. 6 & 21 - FRAME 43

DESCRIPTION: LOOKING NORTH

DRAWN BY: M. SMITH

JOB # A1268

DWG # FRM 43

v1.1 DATE: MAY 2015

**INTERNATIONAL**  
 **INSPECTION**  
**Specialists in Nondestructive Examination**

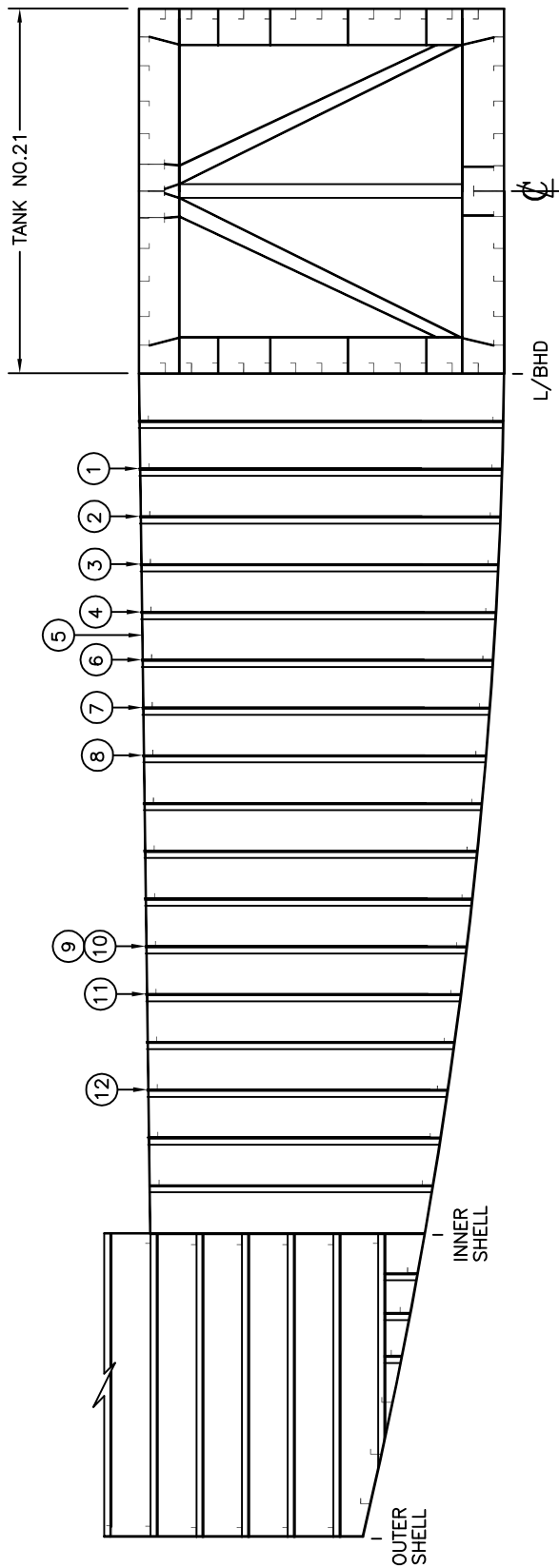
LOCATION DESCRIPTIONS

**FRAME 43**

- 1.) 1" Fracture in web of longitudinal in way of channel cut-out, 17" south of frame.
- 2.) 1" Fracture in web of longitudinal in way of channel cut-out, 17" north of frame.
- 3.) 1" Fracture in web of longitudinal in way of channel cut-out, 17" south of frame.
- 4.) 1" Fracture in web of longitudinal in way of channel cut-out, 17" north of frame.
- 5.) 2"Ø hole in deck plating, 17" south of frame.
- 6.) 1" Fracture in web of longitudinal in way of channel cut-out, 17" north of frame.
- 7.) 1" Fracture in web of longitudinal in way of channel cut-out, 17" south of frame.
- 8.) 1" Fracture in web of longitudinal in way of channel cut-out, 17" north of frame.
- 9.) 1" Fracture in web of longitudinal in way of channel cut-out, 17" north of frame.
- 10.) 1" Fracture in web of longitudinal in way of channel cut-out, 17" south of frame.
- 11.) 1"Ø hole in deck plating, 18" south of frame.
- 12.) 1" Fracture in web of longitudinal in way of channel cut-out, 17" north of frame.
- 13.) 1" Fracture in web of longitudinal in way of channel cut-out, 17" north of frame.
- 14.) 1" Fracture in web of longitudinal in way of channel cut-out, 17" south of frame.
- 15.) 2"Ø hole in deck plating, 24" south of frame.



- 16.) 1" Fracture in web of longitudinal in way of channel cut-out, 17" north of frame.
- 17.) 1" Fracture in web of longitudinal in way of channel cut-out, 17" south of frame.
- 18.) 1" Fracture in web of longitudinal in way of channel cut-out, 17" north of frame.
- 19.) 10" Fracture in attachment weld of longitudinal starting 20" north of frame.
- 20.) 1" Fracture in web of longitudinal in way of channel cut-out, 17" north of frame.
- 21.) 1" Fracture in web of longitudinal in way of channel cut-out, 17" south of frame.
- 22.) 1" Fracture in web of longitudinal in way of channel cut-out, 17" north of frame.
- 23.) 1" Fracture in web of longitudinal in way of channel cut-out, 17" north of frame.



VESSEL: **EAUREKA DRY DOCK**

TANK NO 6 & 21 - BULKHEAD 42  
 DESCRIPTION: LOOKING NORTH

DRAWN BY: W. RAMIREZ

JOB # A1268

DWG # BHD 42

v1.1 DATE: MAY 2015

# INTERNATIONAL INSPECTION Specialists in Nondestructive Examination

## LOCATION DESCRIPTIONS

### **BULKHEAD 42**

- 1.) 2" Fracture in web of longitudinal in way of channel cut-out, 17" north of bulkhead.
- 2.) 2" Fracture in web of longitudinal in way of channel cut-out, 17" north of bulkhead.
- 3.) 2" Fracture in web of longitudinal in way of channel cut-out, 17" north of bulkhead.
- 4.) 2" Fracture in web of longitudinal in way of channel cut-out, 17" north of bulkhead.
- 5.) 1"∅ hole in deck plating, 8" north of bulkhead.
- 6.) 2" Fracture in web of longitudinal in way of channel cut-out, 17" north of bulkhead.
- 7.) 2" Fracture in web of longitudinal in way of channel cut-out, 17" north of bulkhead.
- 8.) 2" Fracture in web of longitudinal in way of channel cut-out, 17" north of bulkhead.
- 9.) 1" Fracture in web of longitudinal in way of channel cut-out, 8" north of bulkhead.
- 10.) 1" Fracture in web of longitudinal in way of channel cut-out, 24" north of bulkhead.





- 11.) 1" Fracture in web of longitudinal in way of channel cut-out, 20" north of bulkhead.
- 12.) 1" Fracture in web of longitudinal in way of channel cut-out, 20" north of bulkhead.

# INTERNATIONAL INSPECTION Specialists in Nondestructive Examination

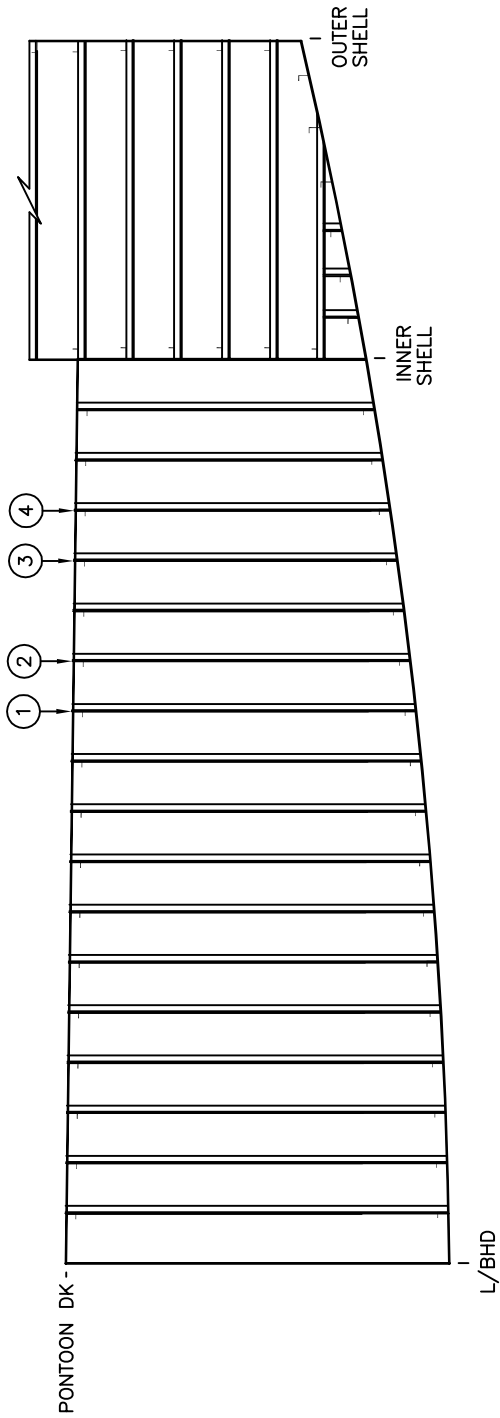
**Tank No. 7**

---

Seattle: 3229 S. 148<sup>th</sup> Street, SeaTac, WA 98168 Phone: 206/766-8180 Fax: 206/766-8186  
Portland: 10521 N. Lombard Street, Portland, OR 97203 Phone: 503/283-2668 Fax: 503/283-7656  
Oakland: 1813 Clement Ave., Bldg 24, Alameda, CA 94501 Phone: 510/748-0964 Fax: 510/748-9874  
Los Angeles: 10600 Pioneer Blvd., Unit A, Santa Fe Springs, CA 90670 Phone: 562/944-3166 Fax: 562/944-3114  
San Diego: 2704 Transportation Ave., Unit C, National City, CA 94501 Phone: 619/512-5858 Fax: 619/512-5859

[www.iinspect.com](http://www.iinspect.com)

tank 7 divider - Page 1 of 1



VESSEL: **EUREKA DRY DOCK**

TANK No.7 - BULKHEAD 42  
DESCRIPTION: LOOKING NORTH

DRAWN BY: M. SMITH

JOB # A1268

DWG # BHD 42

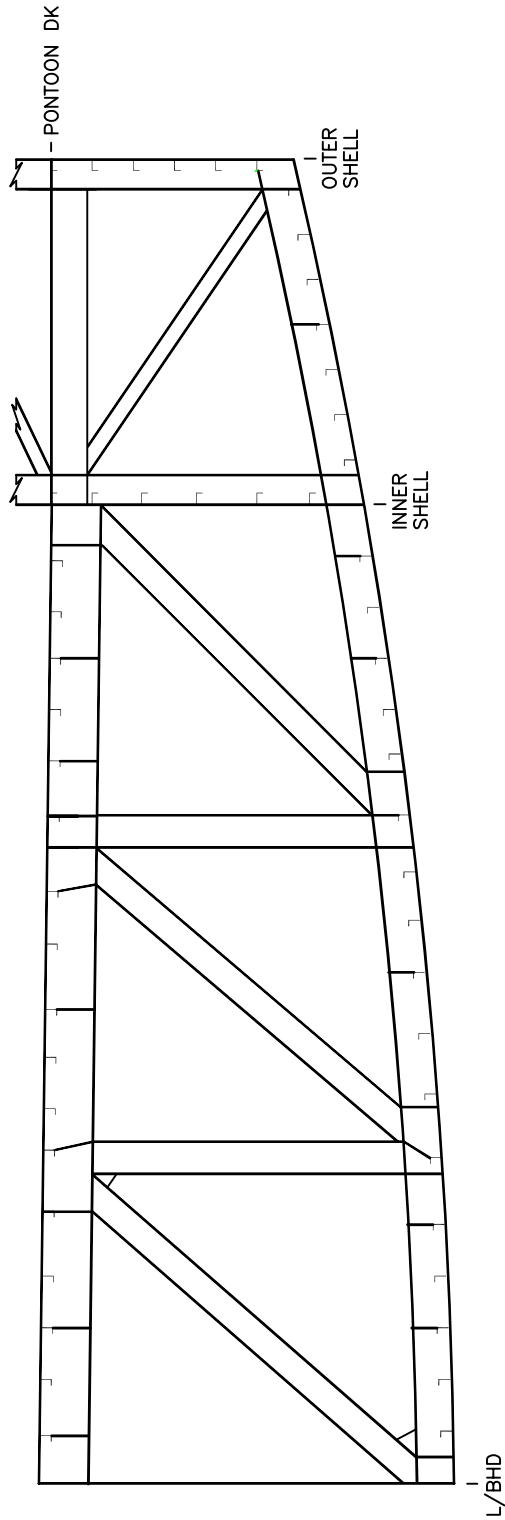
v1.1 DATE: MAY 2015

# INTERNATIONAL INSPECTION Specialists in Nondestructive Examination

## LOCATION DESCRIPTIONS

### **BULKHEAD 42**

- 1.) 1" Fracture in web of longitudinal in way of channel cut-out, 17" south of frame.
- 2.) 1" Fracture in web of longitudinal in way of channel cut-out, 17" south of frame.
- 3.) 1" Fracture in web of longitudinal in way of channel cut-out, 17" south of frame.
- 4.) 1" Fracture in web of longitudinal in way of channel cut-out, 17" south of frame.



VESSEL: **EUREKA DRY DOCK**

TANK No.7 - FRAME 41  
DESCRIPTION: LOOKING NORTH

DRAWN BY: M. SMITH

JOB # A1268

DWG # FRM 41

v1.1

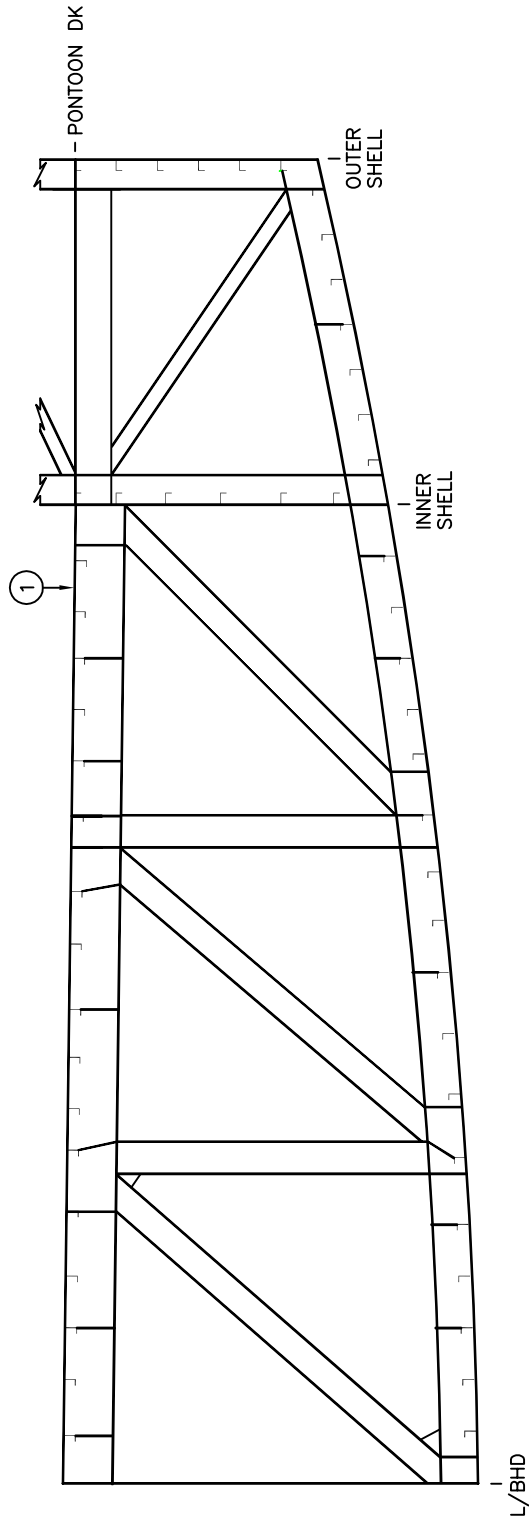
DATE: MAY 2015

**INTERNATIONAL**  
 **INSPECTION**  
**Specialists in Nondestructive Examination**

LOCATION DESCRIPTIONS

**FRAME 41**

No visual indications found at time of survey.



VESSEL: **EUREKA DRY DOCK**

TANK No.7 - FRAME 40  
 DESCRIPTION: LOOKING NORTH

DRAWN BY: M. SMITH

JOB # A1268

DWG # FRM 40

v1.1 DATE: MAY 2015

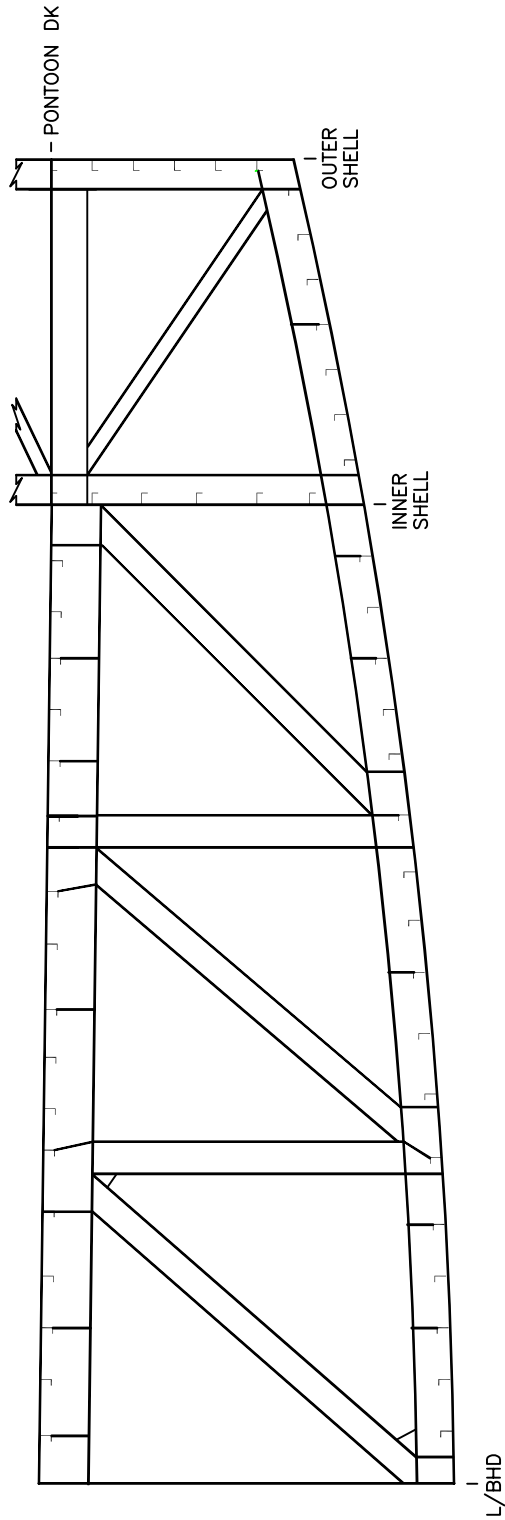
**INTERNATIONAL**  
 **INSPECTION**  
**Specialists in Nondestructive Examination**

LOCATION DESCRIPTIONS

**FRAME 40**

- 1.) 1" x 3" hole in deck plating, 1" south of frame.





VESSEL: **EUREKA DRY DOCK**

TANK No.7 - FRAME 39  
DESCRIPTION: LOOKING NORTH

DRAWN BY: M. SMITH

JOB # A1268

DWG # FRM 39

v1.1

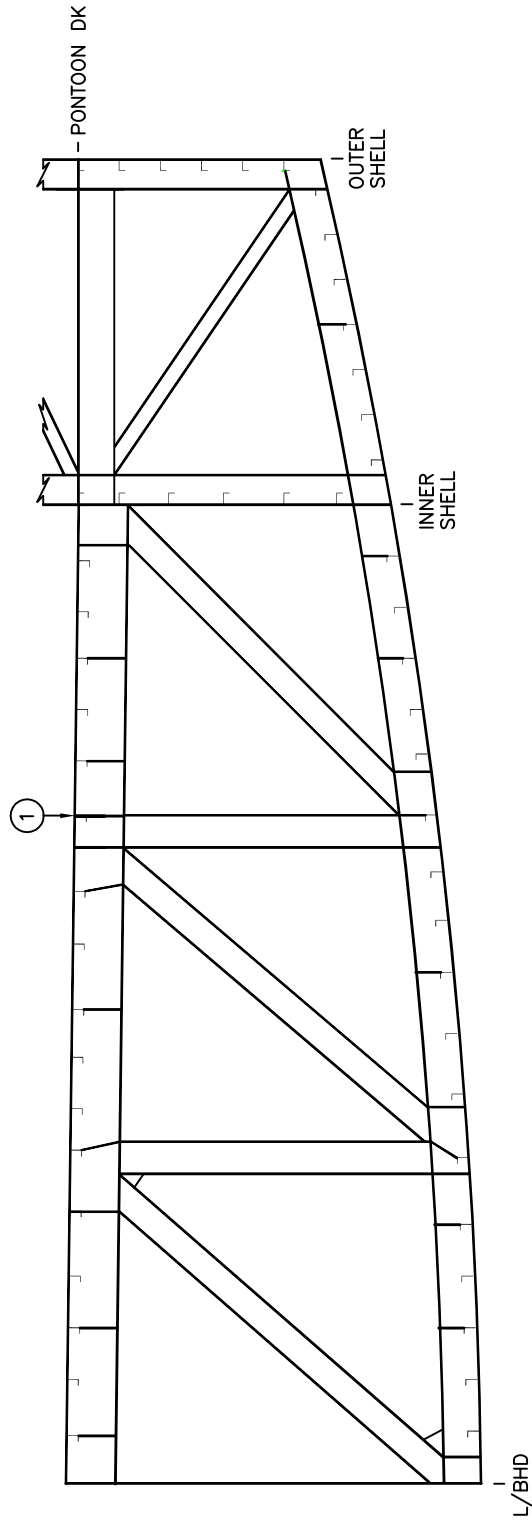
DATE: MAY 2015

**INTERNATIONAL**  
 **INSPECTION**  
**Specialists in Nondestructive Examination**

LOCATION DESCRIPTIONS

**FRAME 39**

No visual indications found at time of survey.



VESSEL: **EUREKA DRY DOCK**

TANK No.7 - FRAME 38  
DESCRIPTION: LOOKING NORTH

DRAWN BY: M. SMITH

JOB # A1268

DWG # FRM 38

v1.1

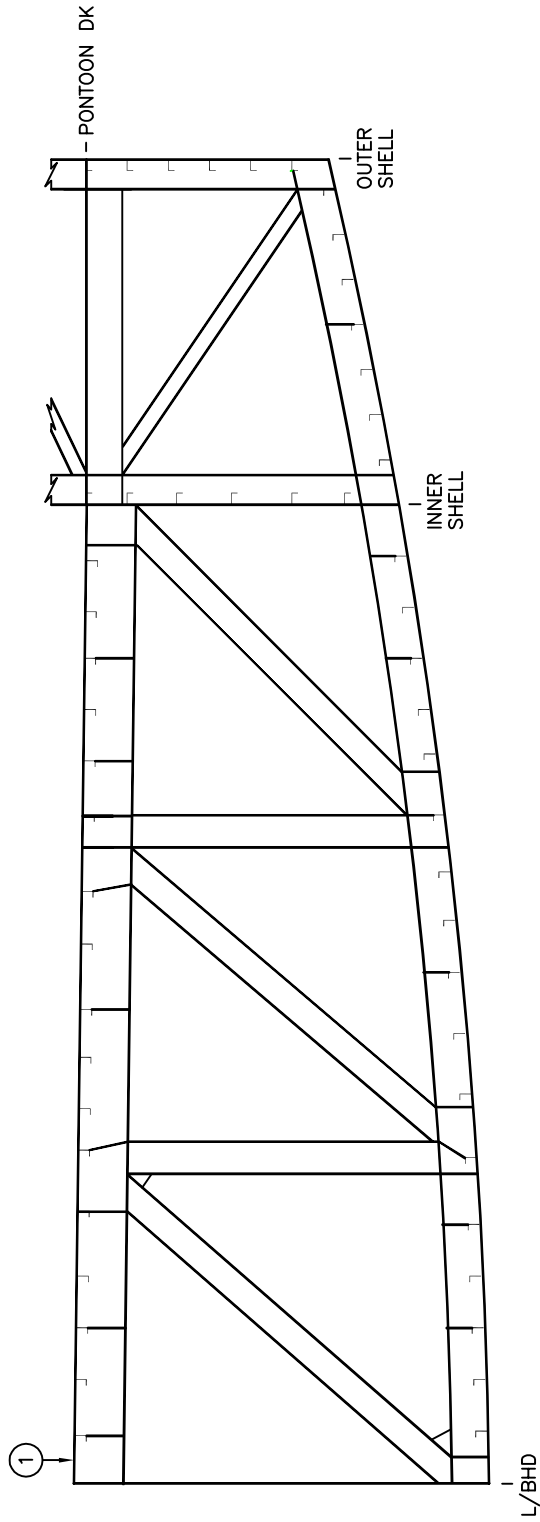
DATE: MAY 2015

**INTERNATIONAL**  
 **INSPECTION**  
**Specialists in Nondestructive Examination**

LOCATION DESCRIPTIONS

**FRAME 38**

- 1.) 14" Fracture in attachment weld of longitudinal starting 6" north of frame.



VESSEL: **EUREKA DRY DOCK**

TANK No.7 - FRAME 37  
DESCRIPTION: LOOKING NORTH

DRAWN BY: M. SMITH

JOB # A1268

DWG # FRM 37

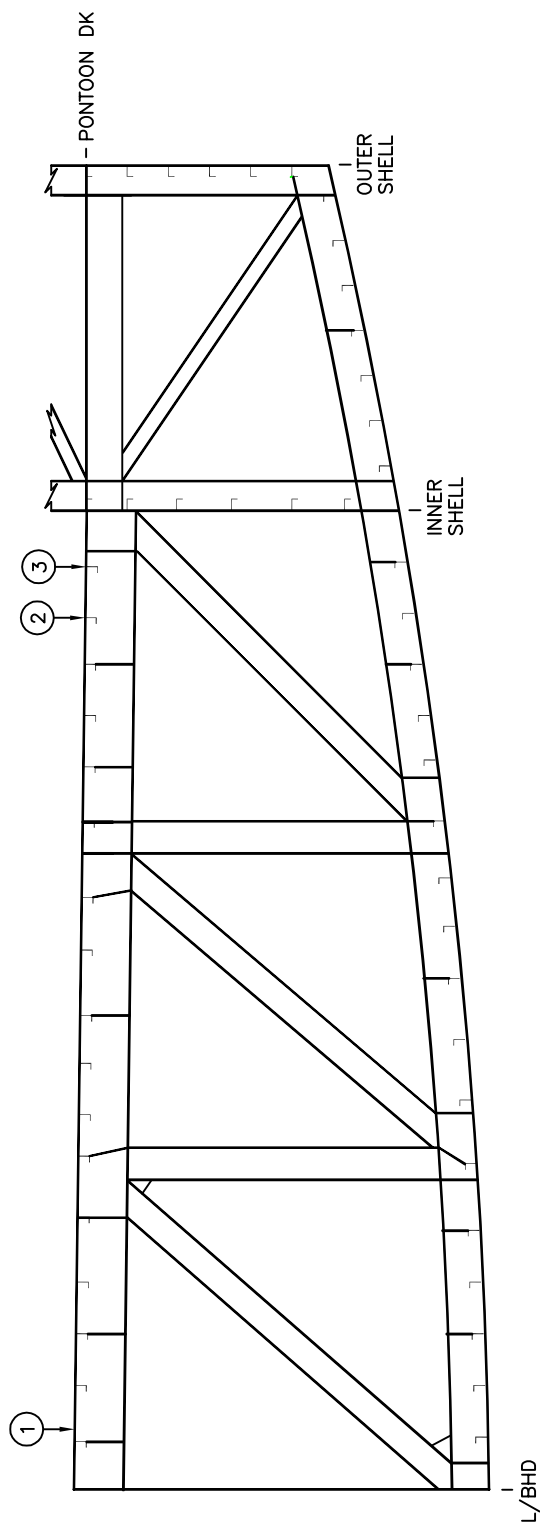
v1.1 DATE: MAY 2015

**INTERNATIONAL**  
 **INSPECTION**  
**Specialists in Nondestructive Examination**

LOCATION DESCRIPTIONS

**FRAME 37**

- 1.) 1"Ø hole in deck plating, 1" south of frame.



VESSEL: **EUREKA DRY DOCK**

TANK No.7 - FRAME 36  
 DESCRIPTION: LOOKING NORTH

DRAWN BY: M. SMITH

JOB # A1268

DWG # FRM 36

v1.1 DATE: MAY 2015

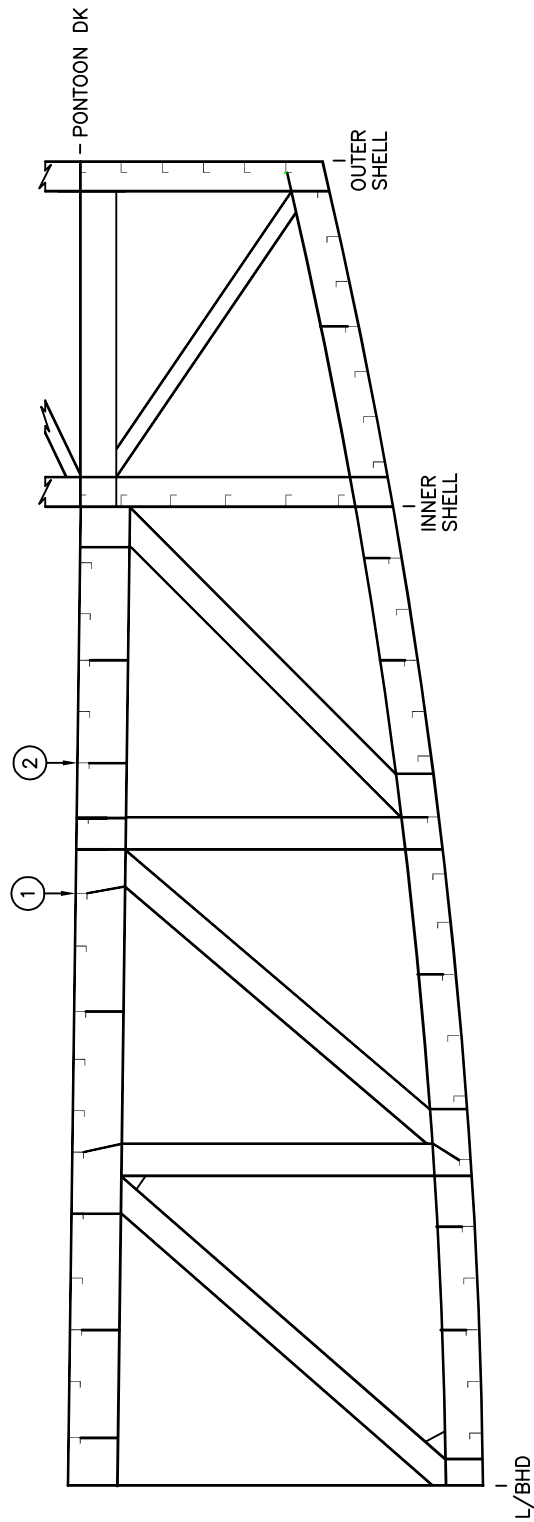
# INTERNATIONAL INSPECTION Specialists in Nondestructive Examination

## LOCATION DESCRIPTIONS

### FRAME 36

- 1.) 1" x 3" hole in deck plating, 1" north of frame.
- 2.) 10" Fracture in attachment weld of longitudinal starting 20" north of frame.
- 3.) 10" Fracture in attachment weld of longitudinal starting 20" north of frame.





VESSEL: **EUREKA DRY DOCK**

TANK No.7 - FRAME 35  
DESCRIPTION: LOOKING NORTH

DRAWN BY: M. SMITH

JOB # A1268

DWG # FRM 35

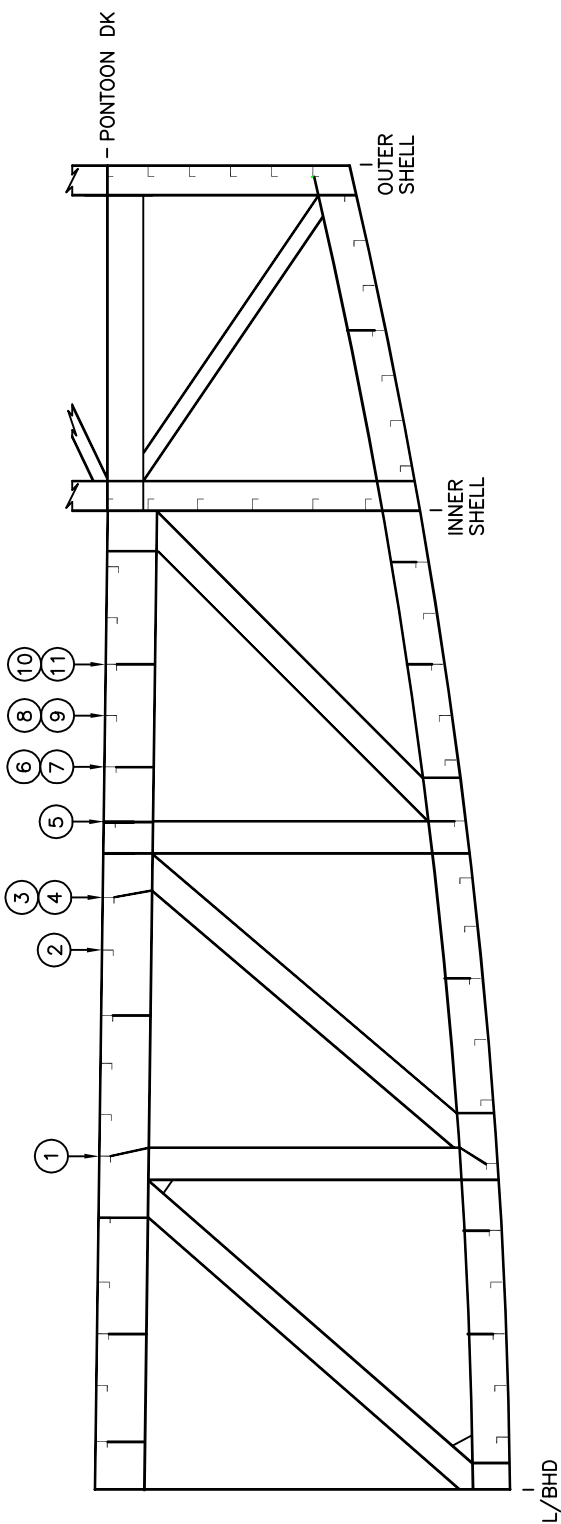
v1.1 DATE: MAY 2015

# INTERNATIONAL INSPECTION Specialists in Nondestructive Examination

## LOCATION DESCRIPTIONS

### FRAME 35

- 1.) 14" Fracture in attachment weld of longitudinal starting 6" north of frame.
- 2.) 14" Fracture in attachment weld of longitudinal starting 6" north of frame.



VESSEL: **EUREKA DRY DOCK**

TANK No.7 - FRAME 34  
DESCRIPTION: LOOKING NORTH

DRAWN BY: M. SMITH

JOB # A1268

DWG # FRM 34

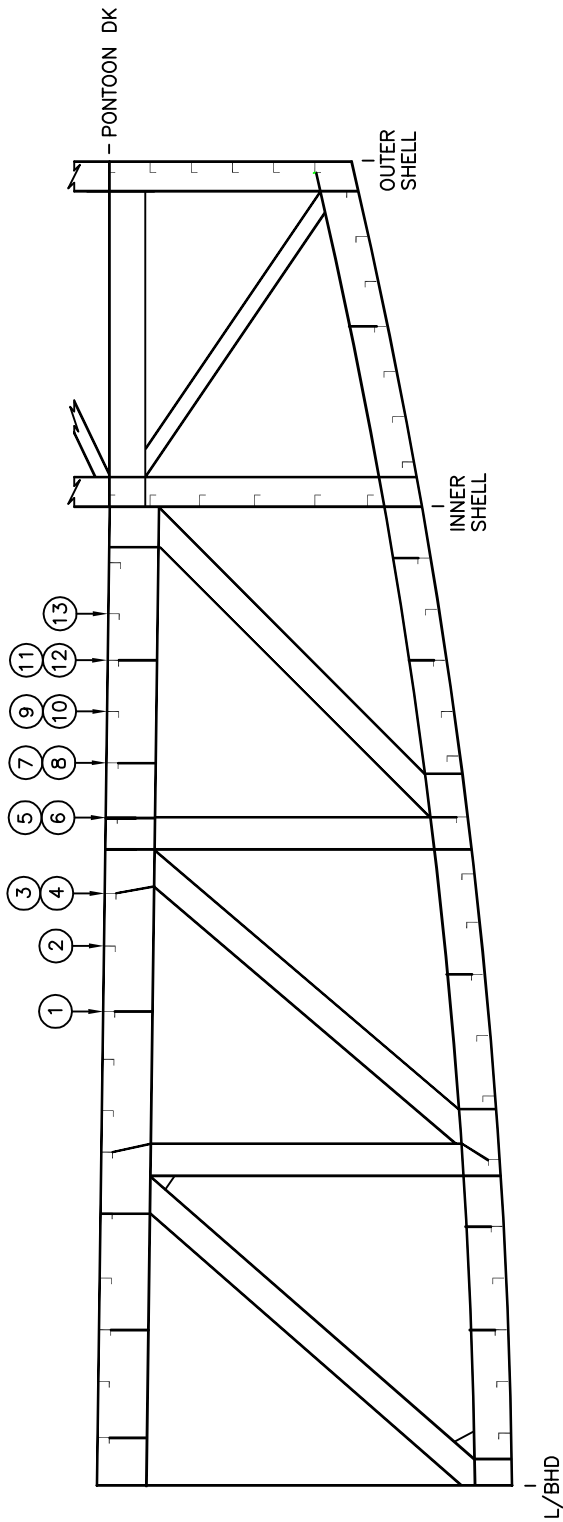
v1.1 DATE: MAY 2015

**INTERNATIONAL**  
 **INSPECTION**  
**Specialists in Nondestructive Examination**

LOCATION DESCRIPTIONS

**FRAME 34**

- 1.) 1" Fracture in web of longitudinal in way of channel cut-out, 17" south of frame.
- 2.) 1 ½" Fracture in web of longitudinal in way of channel cut-out, 17" south of frame.
- 3.) 1" Fracture in web of longitudinal in way of channel cut-out, 17" north of frame.
- 4.) 1" Fracture in web of longitudinal in way of channel cut-out, 17" south of frame.
- 5.) 1 ½" Fracture in web of longitudinal in way of channel cut-out, 17" south of frame.
- 6.) 1" Fracture in web of longitudinal in way of channel cut-out, 17" north of frame.
- 7.) 1 ½" Fracture in web of longitudinal in way of channel cut-out, 17" south of frame.
- 8.) 1" Fracture in web of longitudinal in way of channel cut-out, 17" north of frame.
- 9.) 1" Fracture in web of longitudinal in way of channel cut-out, 17" south of frame.
- 10.) 1" Fracture in web of longitudinal in way of channel cut-out, 17" north of frame.
- 11.) 1" Fracture in web of longitudinal in way of channel cut-out, 17" south of frame.



VESSEL: **EUREKA DRY DOCK**

TANK No.7 - FRAME 33  
 DESCRIPTION: LOOKING NORTH

DRAWN BY: M. SMITH

JOB # A1268

DWG # FRM 33

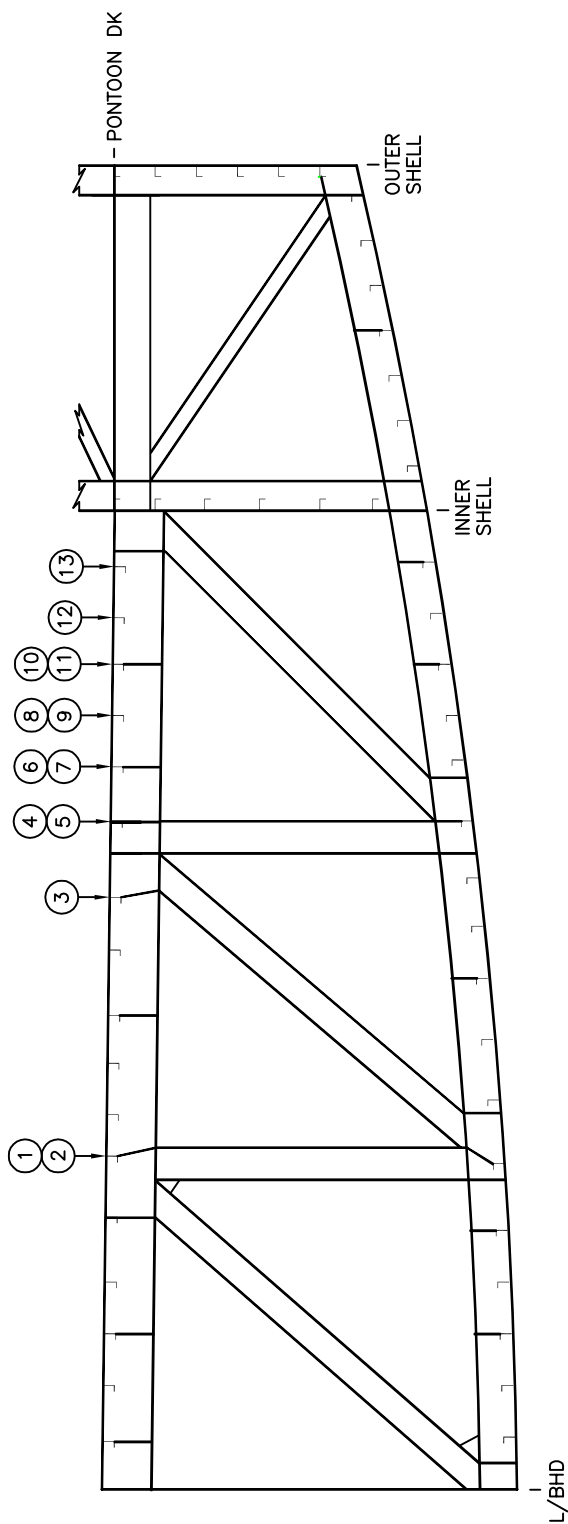
v1.1 DATE: MAY 2015

# INTERNATIONAL INSPECTION Specialists in Nondestructive Examination

## LOCATION DESCRIPTIONS

### FRAME 33

- 1.) ½” Fracture in web of longitudinal in way of channel cut-out, 17” south of frame.
- 2.) ½” Fracture in web of longitudinal in way of channel cut-out, 17” south of frame.
- 3.) 1 ½” Fracture in web of longitudinal in way of channel cut-out, 17” north of frame.
- 4.) ½” Fracture in web of longitudinal in way of channel cut-out, 17” south of frame.
- 5.) ½” Fracture in web of longitudinal in way of channel cut-out, 17” north of frame.
- 6.) 2” Fracture in web of longitudinal in way of channel cut-out, 17” south of frame.
- 7.) 1” Fracture in web of longitudinal in way of channel cut-out, 17” north of frame.
- 8.) 1” Fracture in web of longitudinal in way of channel cut-out, 17” south of frame.
- 9.) 1” Fracture in web of longitudinal in way of channel cut-out, 17” north of frame.
- 10.) 1” Fracture in web of longitudinal in way of channel cut-out, 17” south of frame.
- 11.) 1 ½” Fracture in web of longitudinal in way of channel cut-out, 17” north of frame.
- 12.) 1” Fracture in web of longitudinal in way of channel cut-out, 17” south of frame.
- 13.) 1” Fracture in web of longitudinal in way of channel cut-out, 17” south of frame.



VESSEL: **EUREKA DRY DOCK**

TANK No.7 - FRAME 32  
 DESCRIPTION: LOOKING NORTH

DRAWN BY: M. SMITH

JOB # A1268

DWG # FRM 32

v1.1 DATE: MAY 2015

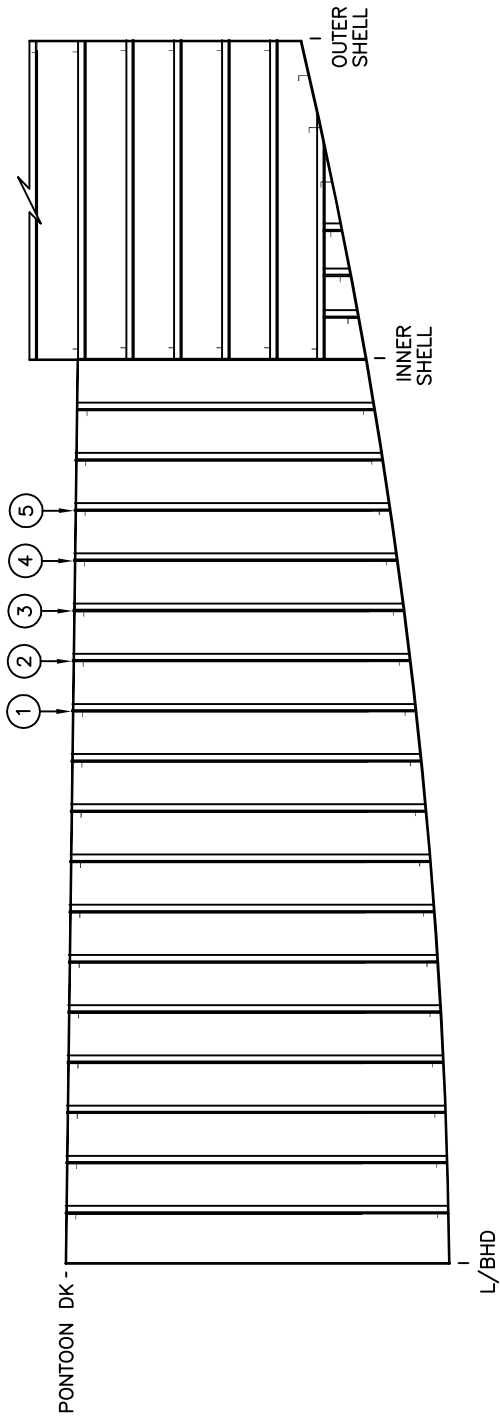
**INTERNATIONAL**  
 **INSPECTION**  
**Specialists in Nondestructive Examination**

LOCATION DESCRIPTIONS

**FRAME 32**

- 1.) ½” Fracture in web of longitudinal in way of channel cut-out, 17” north of frame.
- 2.) 1 ½” Fracture in web of longitudinal in way of channel cut-out, 17” south of frame.
- 3.) 1” Fracture in web of longitudinal in way of channel cut-out, 17” north of frame.
- 4.) 1” Fracture in web of longitudinal in way of channel cut-out, 17” north of frame.
- 5.) 1” Fracture in web of longitudinal in way of channel cut-out, 17” south of frame.
- 6.) 2” Fracture in web of longitudinal in way of channel cut-out, 17” north of frame.
- 7.) 1” Fracture in web of longitudinal in way of channel cut-out, 17” south of frame.
- 8.) 1” Fracture in web of longitudinal in way of channel cut-out, 17” north of frame.
- 9.) 1” Fracture in web of longitudinal in way of channel cut-out, 17” south of frame.
- 10.) 1” Fracture in web of longitudinal in way of channel cut-out, 17” north of frame.
- 11.) 1” Fracture in web of longitudinal in way of channel cut-out, 17” south of frame.
- 12.) 1” Fracture in web of longitudinal in way of channel cut-out, 17” south of frame.
- 13.) 1” Fracture in web of longitudinal in way of channel cut-out, 17” south of frame.





VESSEL: **EUREKA DRY DOCK**

TANK No.7 - BULKHEAD 31  
DESCRIPTION: LOOKING NORTH

DRAWN BY: M. SMITH

JOB # A1268

DWG # BHD 31

v1.1 DATE: MAY 2015

# INTERNATIONAL INSPECTION Specialists in Nondestructive Examination

## LOCATION DESCRIPTIONS

### **BULKHEAD 31**

- 1.) 1" Fracture in web of longitudinal in way of channel cut-out, 17" north of bhd.
- 2.) 1" Fracture in web of longitudinal in way of channel cut-out, 17" north of bhd.
- 3.) 1" Fracture in web of longitudinal in way of channel cut-out, 17" north of bhd.
- 4.) 1" Fracture in web of longitudinal in way of channel cut-out, 17" north of bhd.
- 5.) 1" Fracture in web of longitudinal in way of channel cut-out, 17" north of bhd.

# INTERNATIONAL INSPECTION Specialists in Nondestructive Examination

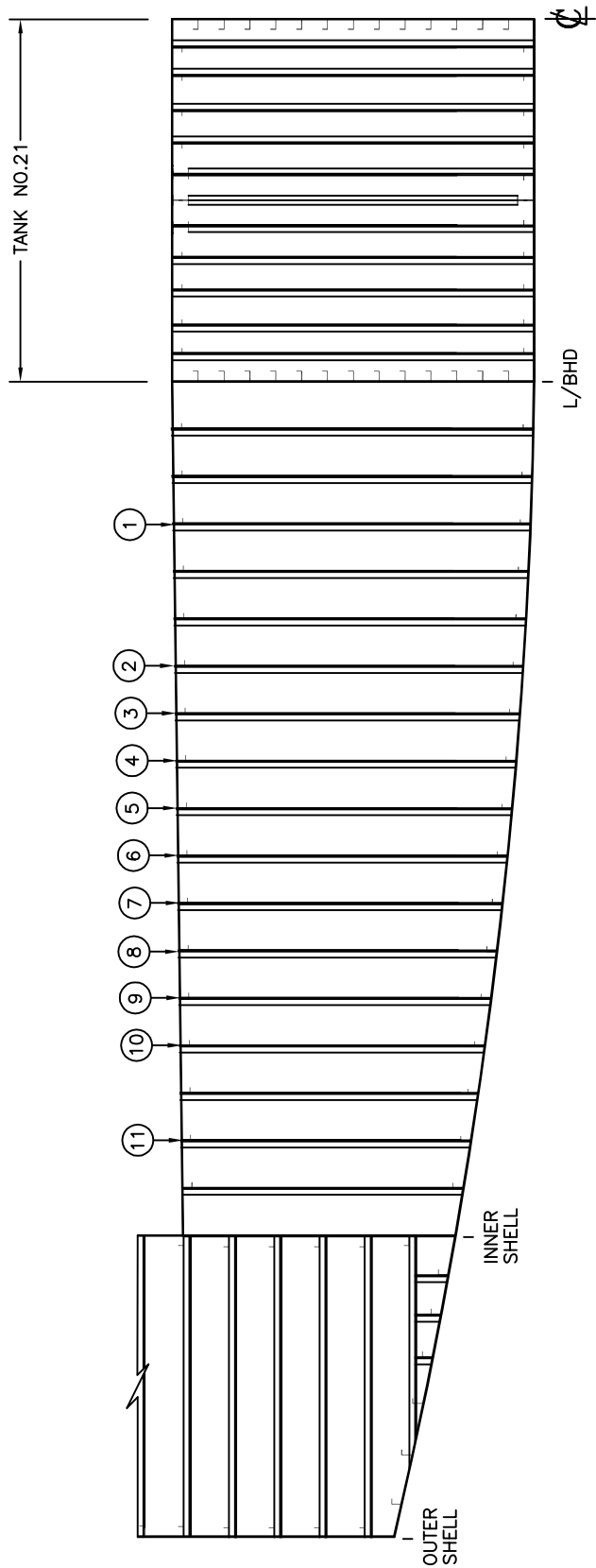
**Tank No. 8, 21, & 22**

---

Seattle: 3229 S. 148<sup>th</sup> Street, SeaTac, WA 98168 Phone: 206/766-8180 Fax: 206/766-8186  
Portland: 10521 N. Lombard Street, Portland, OR 97203 Phone: 503/283-2668 Fax: 503/283-7656  
Oakland: 1813 Clement Ave., Bldg 24, Alameda, CA 94501 Phone: 510/748-0964 Fax: 510/748-9874  
Los Angeles: 10600 Pioneer Blvd., Unit A, Santa Fe Springs, CA 90670 Phone: 562/944-3166 Fax: 562/944-3114  
San Diego: 2704 Transportation Ave., Unit C, National City, CA 94501 Phone: 619/512-5858 Fax: 619/512-5859

[www.iinspect.com](http://www.iinspect.com)

tank 8 divider - Page 1 of 1



VESSEL: **EUREKA DRY DOCK**

TANK NO.8 & 21 - BULKHEAD 42  
 DESCRIPTION: LOOKING NORTH

DRAWN BY: **W.RAMIREZ**

JOB # **A1268**

DWG # **BHD 42**

v1.1 DATE: **MAY 2015**

# INTERNATIONAL INSPECTION Specialists in Nondestructive Examination

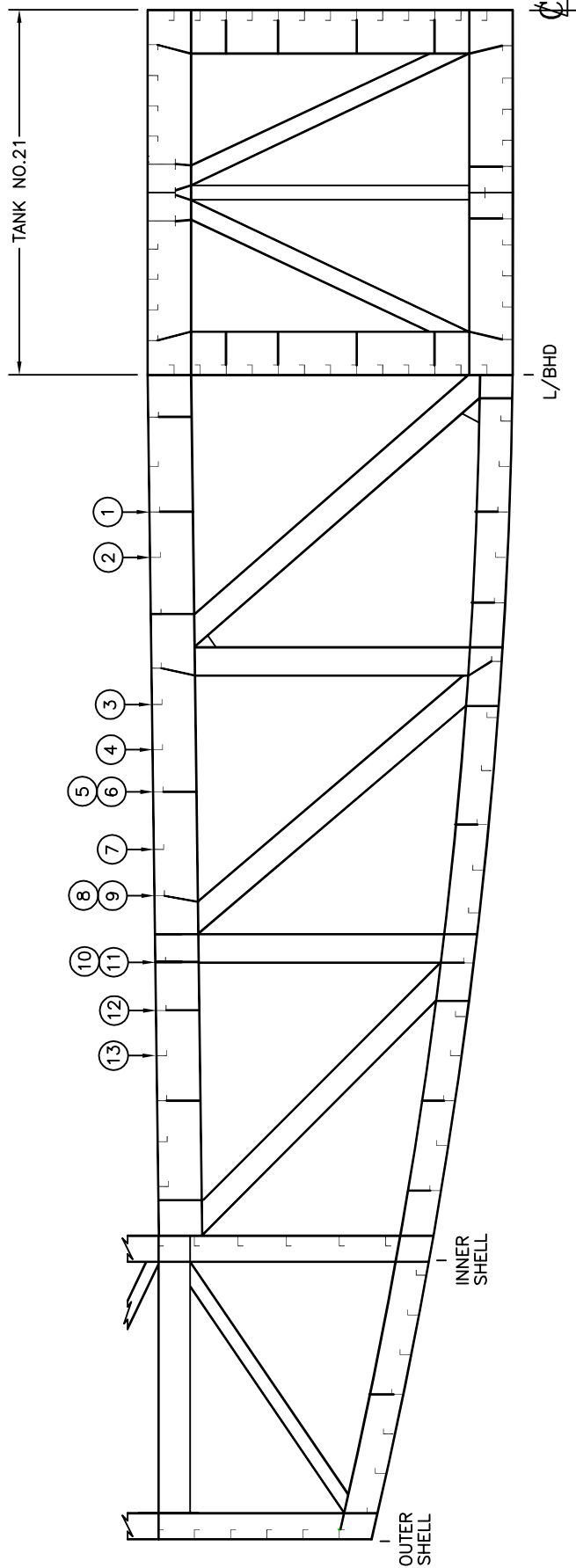
## LOCATION DESCRIPTIONS

### **BULKHEAD 42**

- 1.) 2" Fracture in web of longitudinal in way of channel cut-out, 16" south of bulkhead.
- 2.) 3" Fracture in web of longitudinal in way of channel cut-out, 26" south of bulkhead.
- 3.) 2" Fracture in web of longitudinal in way of channel cut-out, 17" south of bulkhead.
- 4.) ½" Fracture in web of longitudinal in way of channel cut-out, 17" south of bulkhead.
- 5.) ½" Fracture in web of longitudinal in way of channel cut-out, 17" south of bulkhead.
- 6.) ½" Fracture in web of longitudinal in way of channel cut-out, 17" south of bulkhead.
- 7.) 1" Fracture in web of longitudinal in way of channel cut-out, 17" south of bulkhead.
- 8.) 1" Fracture in web of longitudinal in way of channel cut-out, 17" south of bulkhead.
- 9.) 1" Fracture in web of longitudinal in way of channel cut-out, 17" south of bulkhead.
- 10.) 1" Fracture in web of longitudinal in way of channel cut-out, 17" south of bulkhead.



11.) 1" Fracture in web of longitudinal in way of channel cut-out, 17" south of bulkhead.



VESSEL: **EUREKA DRY DOCK**

TANK NO. 8 & 21 - FRAME 41

DESCRIPTION: LOOKING NORTH

DRAWN BY: W. RAMIREZ

JOB # A1268

DWG # FRM 41

v1.1

DATE: MAY 2015

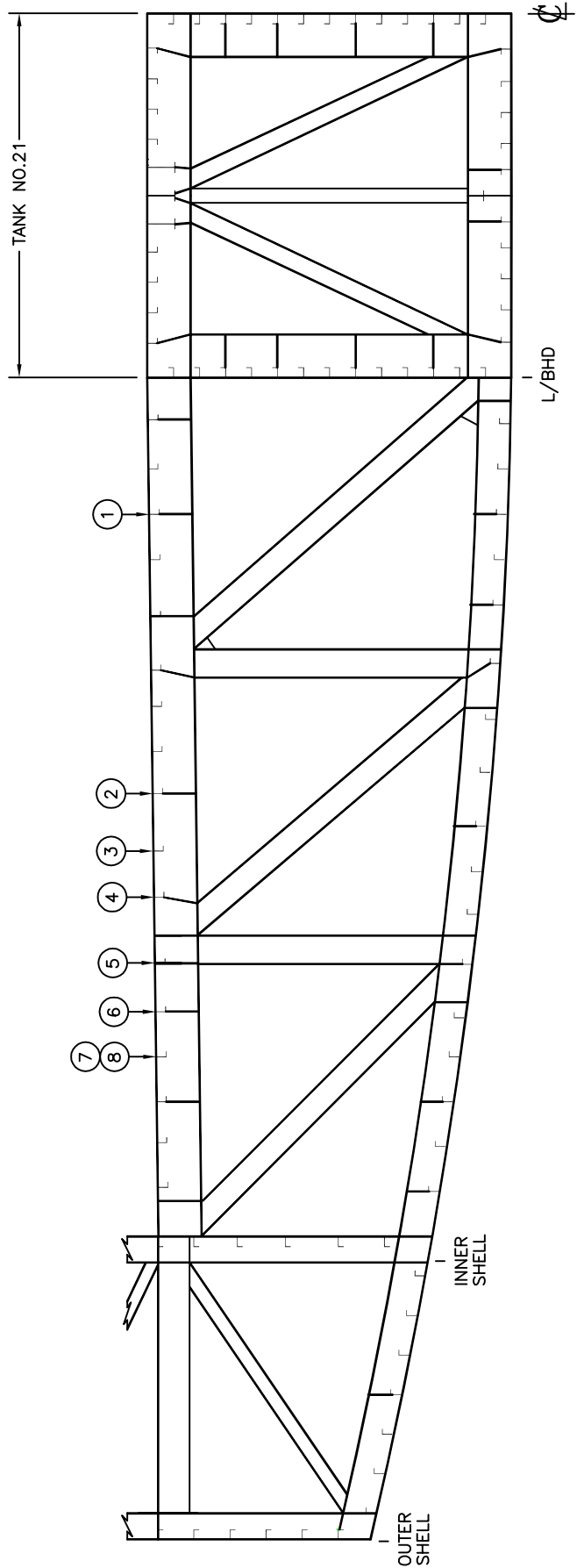
# INTERNATIONAL INSPECTION Specialists in Nondestructive Examination

## LOCATION DESCRIPTIONS

### FRAME 41

- 1.) 1" Fracture in web of longitudinal in way of channel cut-out, 28" north of frame.
- 2.) ½" Fracture in web of longitudinal in way of channel cut-out, 17" south of frame.
- 3.) 1" Fracture in web of longitudinal in way of channel cut-out, 17" north of frame.
- 4.) 1" Fracture in web of longitudinal in way of channel cut-out, 17" north of frame.
- 5.) 1" Fracture in web of longitudinal in way of channel cut-out, 17" north of frame.
- 6.) ½" Fracture in web of longitudinal in way of channel cut-out, 17" south of frame.
- 7.) ½" Fracture in web of longitudinal in way of channel cut-out, 17" south of frame.
- 8.) 2" Fracture in web of longitudinal in way of channel cut-out, 17" north of frame.
- 9.) ½" Fracture in web of longitudinal in way of channel cut-out, 17" south of frame.
- 10.) 2" Fracture in web of longitudinal in way of channel cut-out, 17" north of frame.
- 11.) ½" Fracture in web of longitudinal in way of channel cut-out, 17" south of frame.
- 12.) ½" Fracture in web of longitudinal in way of channel cut-out, 17" south of frame.
- 13.) ½" Fracture in web of longitudinal in way of channel cut-out, 17" south of frame.





VESSEL: **EUREKA DRY DOCK**

TANK NO. 8 & 21 - FRAME 40

DESCRIPTION: LOOKING NORTH

DRAWN BY: W. RAMIREZ

JOB # A1268

DWG # FRM 40

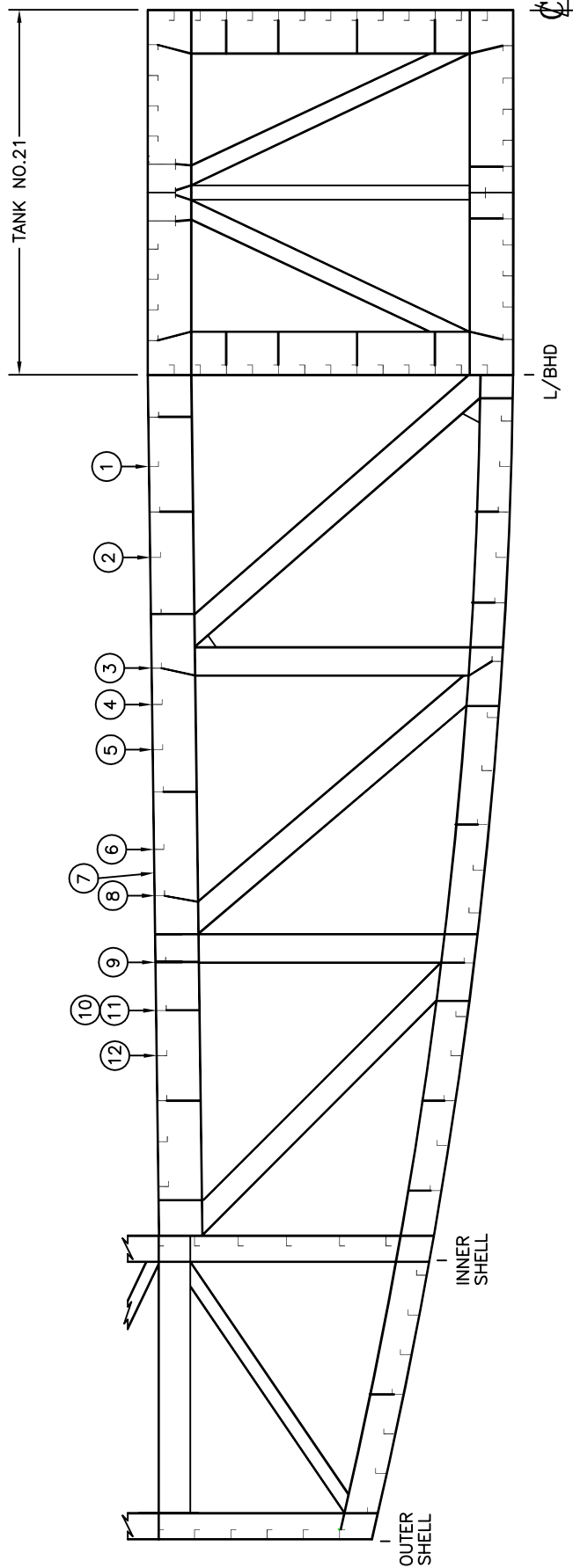
v1.1 DATE: MAY 2015

# INTERNATIONAL INSPECTION Specialists in Nondestructive Examination

## LOCATION DESCRIPTIONS

### FRAME 40

- 1.) Longitudinal stiffener missing attachment weld to deck, 6" south of frame.
- 2.) 1" Fracture in web of longitudinal in way of channel cut-out, 17" north of frame.
- 3.) 1" Fracture in web of longitudinal in way of channel cut-out, 17" north of frame.
- 4.) 1" Fracture in web of longitudinal in way of channel cut-out, 17" north of frame.
- 5.) 1" Fracture in web of longitudinal in way of channel cut-out, 17" north of frame.
- 6.) 1" Fracture in web of longitudinal in way of channel cut-out, 17" north of frame.
- 7.) 1" Fracture in web of longitudinal in way of channel cut-out, 17" north of frame.
- 8.) ½" Fracture in web of longitudinal in way of channel cut-out, 17" south of frame.



VESSEL: **EUREKA DRY DOCK**

TANK NO. 8 & 21 - FRAME 39

DESCRIPTION: LOOKING NORTH

DRAWN BY: W. RAMIREZ

JOB # A1268

DWG # FRM 39

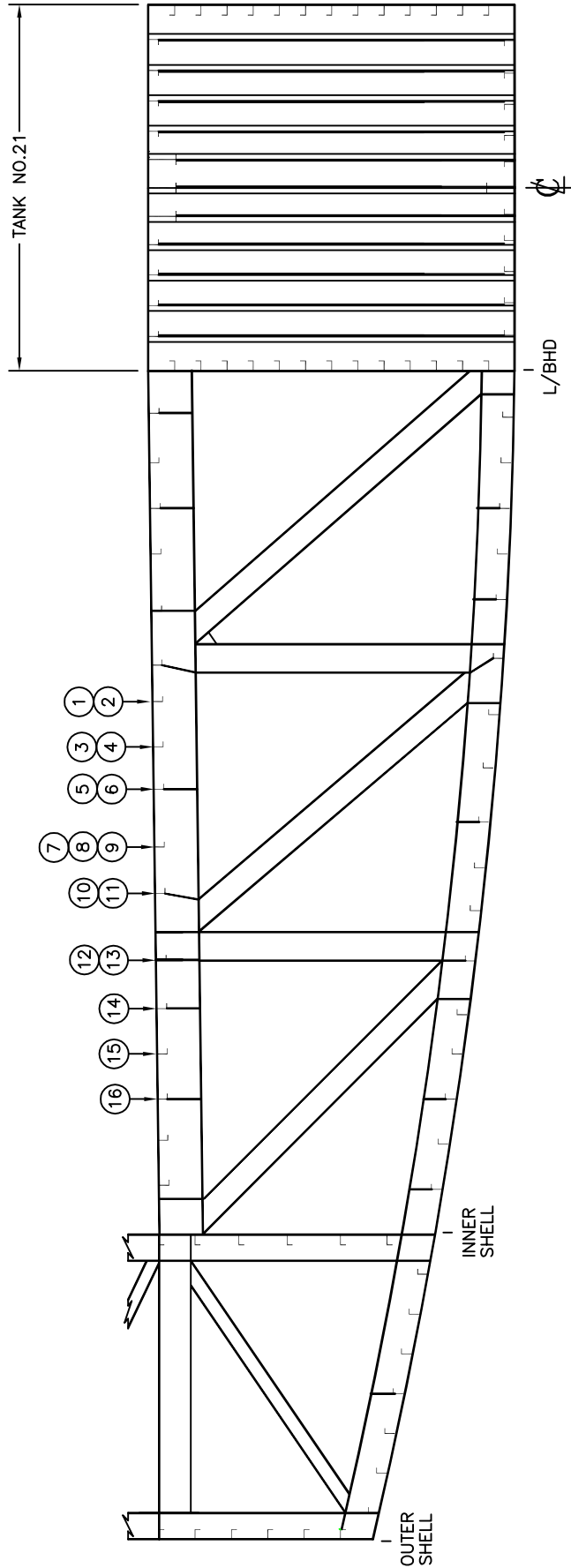
v1.1 DATE: MAY 2015

# INTERNATIONAL INSPECTION Specialists in Nondestructive Examination

## LOCATION DESCRIPTIONS

### FRAME 39

- 1.) 1" Fracture in web of longitudinal in way of channel cut-out, 11" south of frame.
- 2.) 1" Fracture in web of longitudinal in way of channel cut-out, 14" south of frame.
- 3.) ½" Fracture in web of longitudinal in way of channel cut-out, 17" south of frame.
- 4.) ½" Fracture in web of longitudinal in way of channel cut-out, 17" north of frame.
- 5.) ½" Fracture in web of longitudinal in way of channel cut-out, 17" north of frame.
- 6.) ½" Fracture in web of longitudinal in way of channel cut-out, 17" north of frame.
- 7.) 1" diameter hole on deck plating, 32" south of frame.
- 8.) ½" Fracture in web of longitudinal in way of channel cut-out, 17" north of frame.
- 9.) ½" Fracture in web of longitudinal in way of channel cut-out, 17" north of frame.
- 10.) ½" Fracture in web of longitudinal in way of channel cut-out, 17" north of frame.
- 11.) ½" Fracture in web of longitudinal in way of channel cut-out, 17" south of frame.
- 12.) ½" Fracture in web of longitudinal in way of channel cut-out, 17" south of frame.



VESSEL: **EUREKA DRY DOCK**

TANK No.8 & 21 - FRAME 38

DESCRIPTION: LOOKING NORTH

DRAWN BY: M. SMITH

JOB # A1268

DWG # FRM 38

v1.1

DATE: MAY 2015

# INTERNATIONAL INSPECTION Specialists in Nondestructive Examination

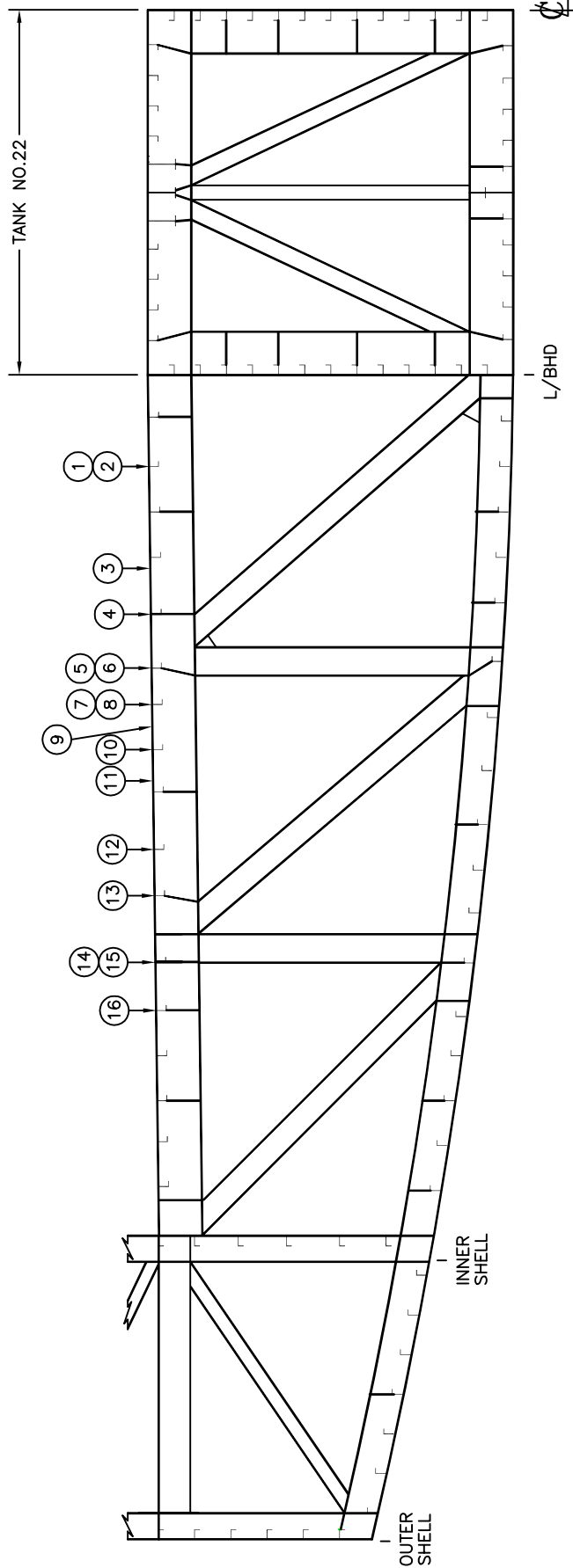
## LOCATION DESCRIPTIONS

### FRAME 38

- 1.) 1" Fracture in web of longitudinal in way of channel cut-out, 17" south of frame.
- 2.) ½" Fracture in web of longitudinal in way of channel cut-out, 17" north of frame.
- 3.) 1" Fracture in web of longitudinal in way of channel cut-out, 17" south of frame.
- 4.) ½" Fracture in web of longitudinal in way of channel cut-out, 17" north of frame.
- 5.) 1" Fracture in web of longitudinal in way of channel cut-out, 17" south of frame.
- 6.) ½" Fracture in web of longitudinal in way of channel cut-out, 17" north of frame.
- 7.) 1" Fracture in web of longitudinal in way of channel cut-out, 17" south of frame.
- 8.) ½" Fracture in web of longitudinal in way of channel cut-out, 17" north of frame.
- 9.) Longitudinal stiffener missing attachment weld to deck, 20" north of frame.
- 10.) 2" Fracture in web of longitudinal in way of channel cut-out, 17" north of frame.
- 11.) 1" diameter hole on deck plating in way of attachment weld, 48" north of frame.
- 12.) 1" Fracture in web of longitudinal in way of channel cut-out, 17" south of frame.
- 13.) 2" Fracture in web of longitudinal in way of channel cut-out, 17" north of frame.
- 14.) 1" Fracture in web of longitudinal in way of channel cut-out, 17" north of frame.



- 15.) 1" Fracture in web of longitudinal in way of channel cut-out, 17" south of frame.
- 16.) 1" Fracture in web of longitudinal in way of channel cut-out, 17" north of frame.



VESSEL: **EUREKA DRY DOCK**

TANK NO. 8 & 22 - FRAME 37

DESCRIPTION: LOOKING NORTH

DRAWN BY: W. RAMIREZ

JOB # A1268

DWG # FRM 37

v1.1 DATE: MAY 2015

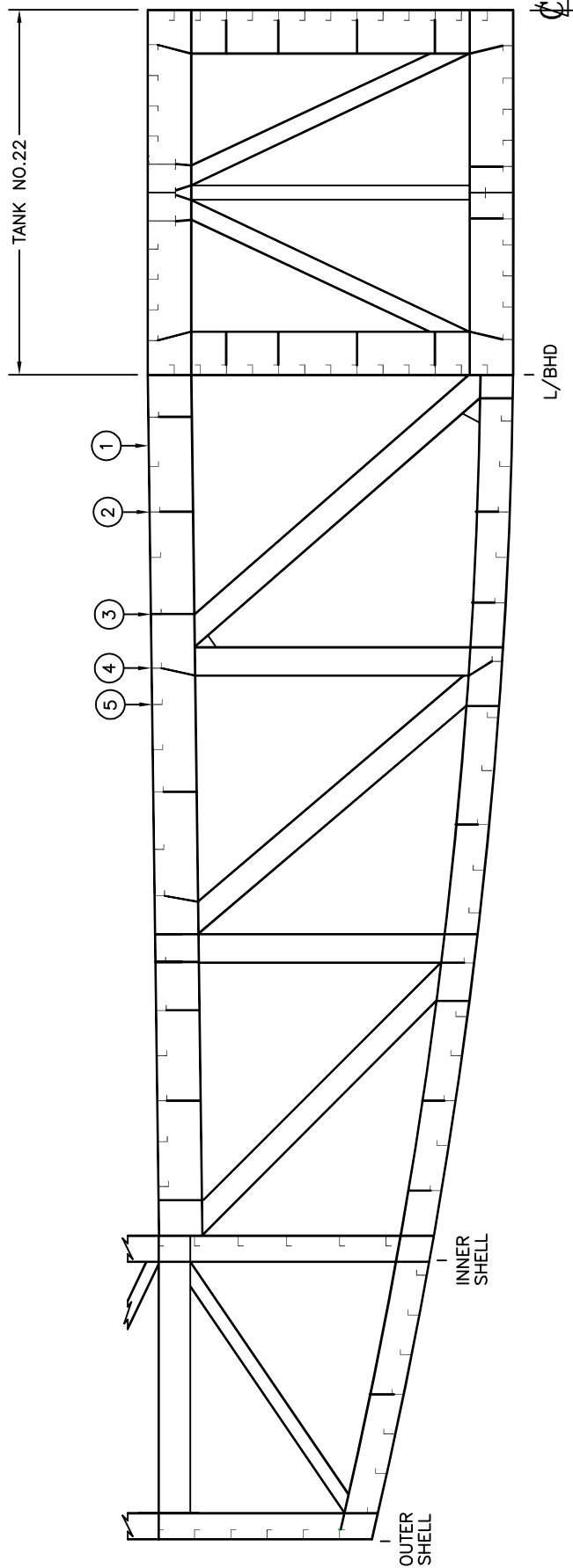


# INTERNATIONAL INSPECTION Specialists in Nondestructive Examination

## LOCATION DESCRIPTIONS

### FRAME 37

- 1.) 1" Fracture in web of longitudinal in way of channel cut-out, 17" south of frame.
- 2.) 1" Fracture in web of longitudinal in way of channel cut-out, 12" north of frame.
- 3.) 1" diameter hole on deck plating, 48" south of frame.
- 4.) ½" Fracture in web of longitudinal in way of channel cut-out, 22" north of frame.
- 5.) 2" Fracture in web of longitudinal in way of channel cut-out, 17" south of frame.
- 6.) 1" Fracture in web of longitudinal in way of channel cut-out, 17" north of frame.
- 7.) 2" Fracture in web of longitudinal in way of channel cut-out, 17" south of frame.
- 8.) 1" Fracture in web of longitudinal in way of channel cut-out, 17" north of frame.
- 9.) 2" diameter hole on deck plating, 17" south of frame.
- 10.) 1" Fracture in web of longitudinal in way of channel cut-out, 17" north of frame.
- 11.) 2" diameter hole on deck plating, 8" south of frame.
- 12.) 1 ½" Fracture in web of longitudinal in way of channel cut-out, 17" north of frame.
- 13.) 1" diameter hole on deck plating in way of wrap weld, 52" north of frame.
- 14.) 1" diameter hole on deck plating in way of wrap weld, 52" north of frame.
- 15.) 1 ½" Fracture in web of longitudinal in way of channel cut-out, 17" north of frame.
- 16.) 1 ½" Fracture in web of longitudinal in way of channel cut-out, 17" north of frame.



VESSEL: **EUREKA DRY DOCK**

TANK NO. 8 & 22 - FRAME 36  
 DESCRIPTION: LOOKING NORTH

DRAWN BY: W. RAMIREZ

JOB # A1268

DWG # FRM 36

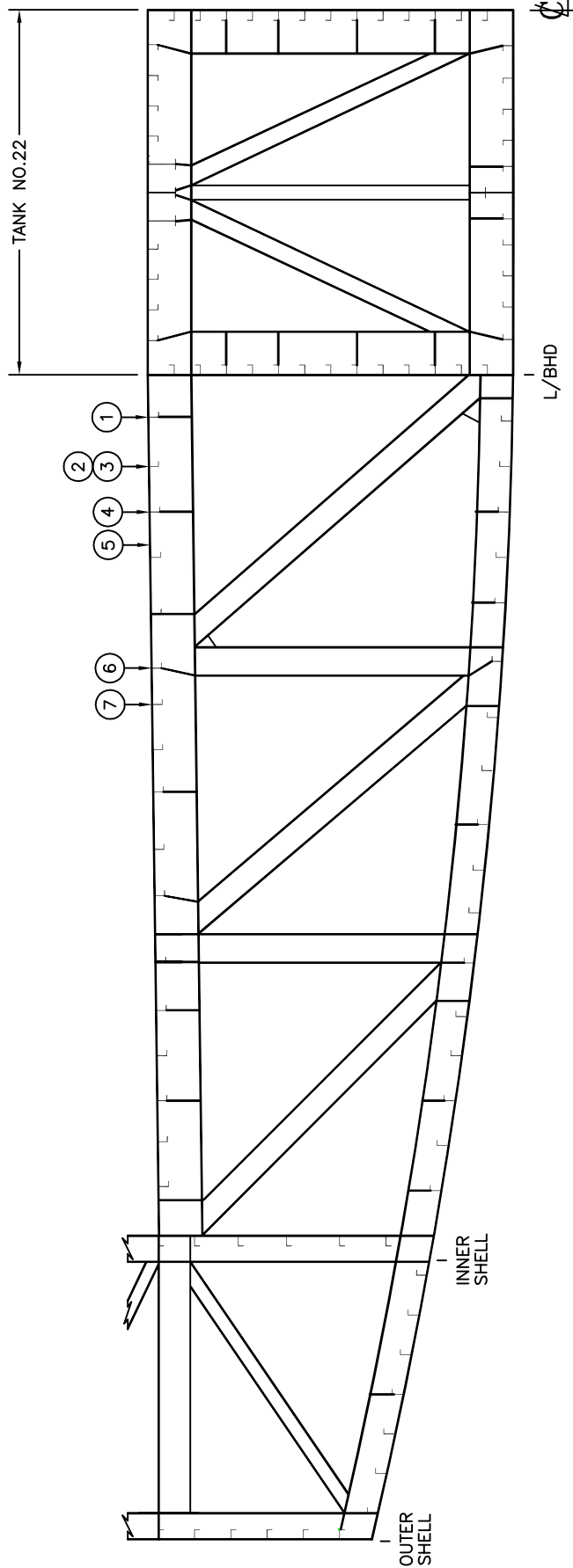
v1.1 DATE: MAY 2015

# INTERNATIONAL INSPECTION Specialists in Nondestructive Examination

## LOCATION DESCRIPTIONS

### FRAME 36

- 1.) 2" diameter hole on deck plating, 3" south of frame.
- 2.) 1" Fracture in web of longitudinal in way of channel cut-out, 24" north of frame.
- 3.) 1" Fracture in web of longitudinal in way of channel cut-out, 24" north of frame.
- 4.) 1" Fracture in web of longitudinal in way of channel cut-out, 17" north of frame.
- 5.) 1" Fracture in web of longitudinal in way of channel cut-out, 17" north of frame.



VESSEL: **EUREKA DRY DOCK**

TANK NO. 8 & 22 - FRAME 35

DESCRIPTION: LOOKING NORTH

DRAWN BY: W. RAMIREZ

JOB # A1268

DWG # FRM 35

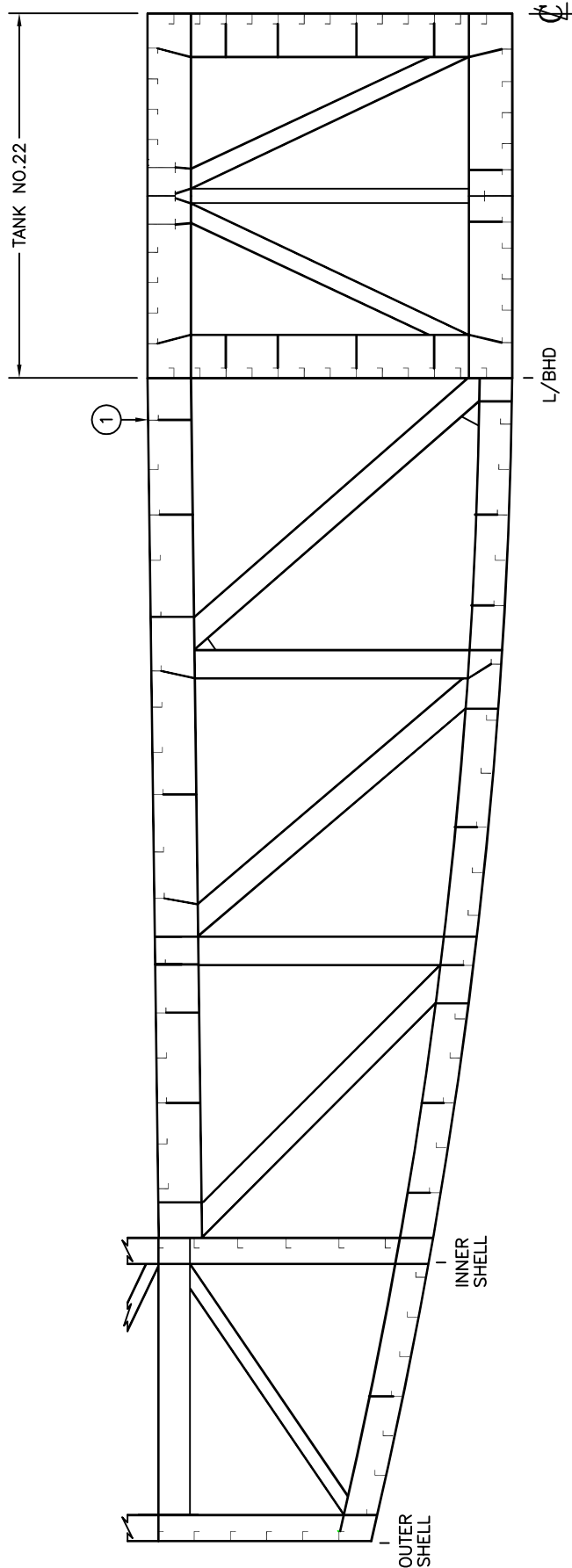
v1.1 DATE: MAY 2015

# INTERNATIONAL INSPECTION Specialists in Nondestructive Examination

## LOCATION DESCRIPTIONS

### FRAME 35

- 1.) 1" Fracture in web of longitudinal in way of channel cut-out, 17" south of frame.
- 2.) 1" Fracture in web of longitudinal in way of channel cut-out, 17" south of frame.
- 3.) 1" Fracture in web of longitudinal in way of channel cut-out, 17" north of frame.
- 4.) 1" Fracture in web of longitudinal in way of channel cut-out, 28" north of frame.
- 5.) 1" diameter hole on deck plating, 2" south of frame.
- 6.) 1" Fracture in web of longitudinal in way of channel cut-out, 17" south of frame.
- 7.) 1" Fracture in web of longitudinal in way of channel cut-out, 17" north of frame.



VESSEL: **EUREKA DRY DOCK**

TANK NO. 8 & 22 - FRAME 34

DESCRIPTION: LOOKING NORTH

DRAWN BY: W. RAMIREZ

JOB # A1268

DWG # FRM 34

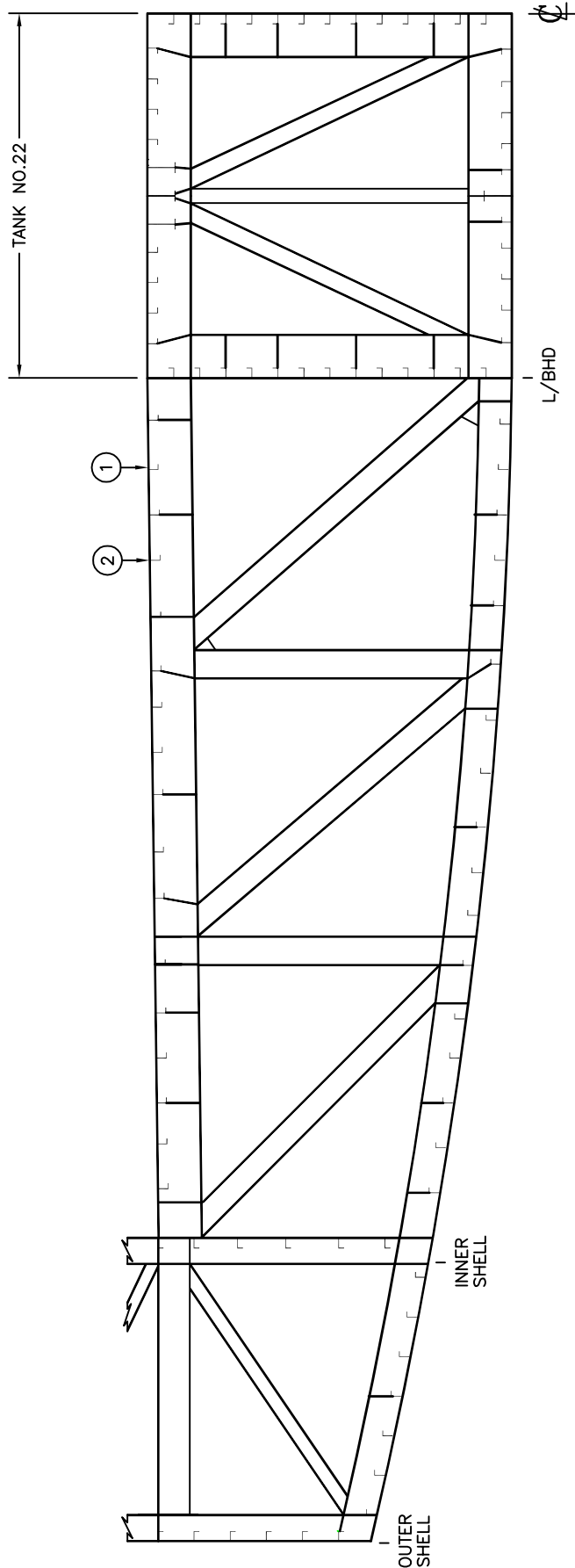
v1.1 DATE: MAY 2015

# INTERNATIONAL INSPECTION Specialists in Nondestructive Examination

## LOCATION DESCRIPTIONS

### FRAME 34

- 1.) 1" Fracture in web of longitudinal in way of channel cut-out, 17" south of frame.



VESSEL: **EUREKA DRY DOCK**

TANK NO. 8 & 22 - FRAME 33

DESCRIPTION: LOOKING NORTH

DRAWN BY: W. RAMIREZ

JOB # A1268

DWG # FRM 33

v1.1 DATE: MAY 2015

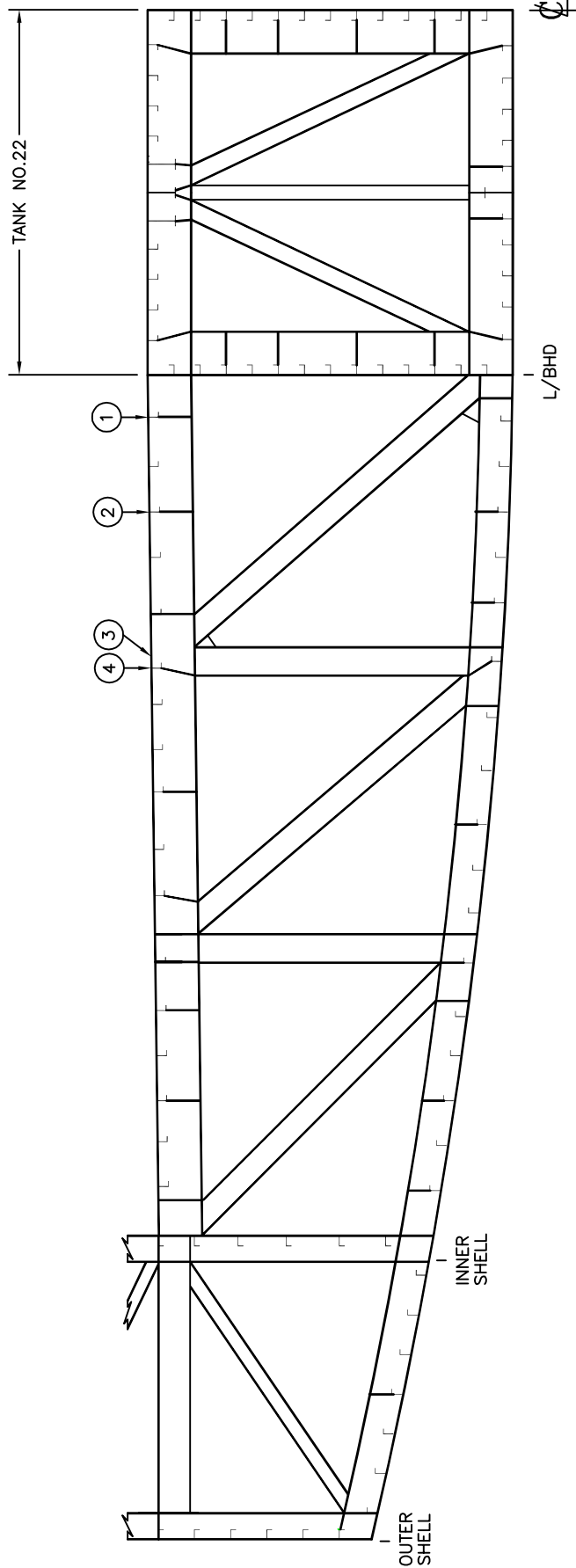


# INTERNATIONAL INSPECTION Specialists in Nondestructive Examination

## LOCATION DESCRIPTIONS

### FRAME 33

- 1.) 2" diameter hole on deck plating in way of wrap weld, 1" south of frame.
- 2.) 1" Fracture in web of longitudinal in way of channel cut-out, 7" north of frame.



VESSEL: **EUREKA DRY DOCK**

TANK NO. 8 & 22 - FRAME 32

DESCRIPTION: LOOKING NORTH

DRAWN BY: W. RAMIREZ

JOB # A1268

DWG # FRM 32

v1.1


DATE: MAY 2015

# INTERNATIONAL INSPECTION Specialists in Nondestructive Examination

## LOCATION DESCRIPTIONS

### FRAME 32

- 1.) 1" Fracture in web of longitudinal in way of channel cut-out, 17" south of frame.
- 2.) 1" Fracture in web of longitudinal in way of channel cut-out, 32" south of frame.
- 3.) 1" Fracture in web of longitudinal in way of channel cut-out, 24" north of frame.
- 4.) 1" Fracture in web of longitudinal in way of channel cut-out, 24" south of frame.



VESSEL: **EUREKA DRY DOCK**

TANK NO.8 & 22 - BULKHEAD 31

DESCRIPTION: LOOKING NORTH

DRAWN BY: W.RAMIREZ

JOB # A1268

DWG # BHD 31

v1.1 DATE: MAY 2015

# INTERNATIONAL INSPECTION Specialists in Nondestructive Examination

LOCATION DESCRIPTIONS

**BULKHEAD 31**

**No visual indications found at time of survey.**

# INTERNATIONAL INSPECTION Specialists in Nondestructive Examination

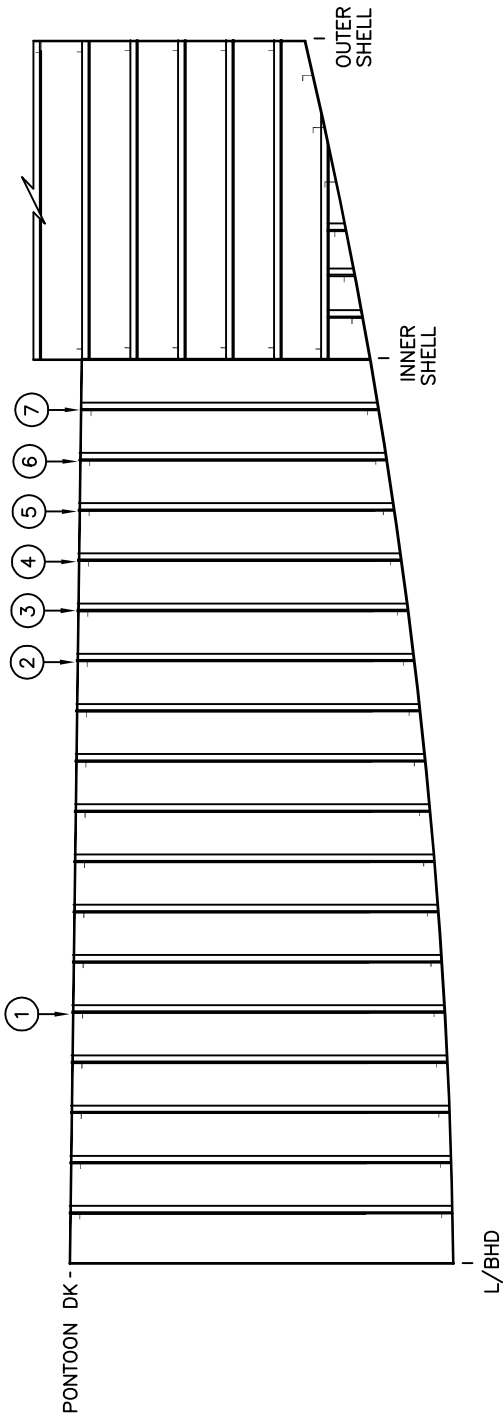
**Tank No. 9**

---

Seattle: 3229 S. 148<sup>th</sup> Street, SeaTac, WA 98168 Phone: 206/766-8180 Fax: 206/766-8186  
Portland: 10521 N. Lombard Street, Portland, OR 97203 Phone: 503/283-2668 Fax: 503/283-7656  
Oakland: 1813 Clement Ave., Bldg 24, Alameda, CA 94501 Phone: 510/748-0964 Fax: 510/748-9874  
Los Angeles: 10600 Pioneer Blvd., Unit A, Santa Fe Springs, CA 90670 Phone: 562/944-3166 Fax: 562/944-3114  
San Diego: 2704 Transportation Ave., Unit C, National City, CA 94501 Phone: 619/512-5858 Fax: 619/512-5859

[www.iinspect.com](http://www.iinspect.com)

tank 9 divider - Page 1 of 1



VESSEL: **EUREKA DRY DOCK**

TANK No.9 - BULKHEAD 31  
DESCRIPTION: LOOKING NORTH

DRAWN BY: W. RAMIREZ

JOB # A1268

DWG # BHD 31

v1.1 DATE: MAY 2015

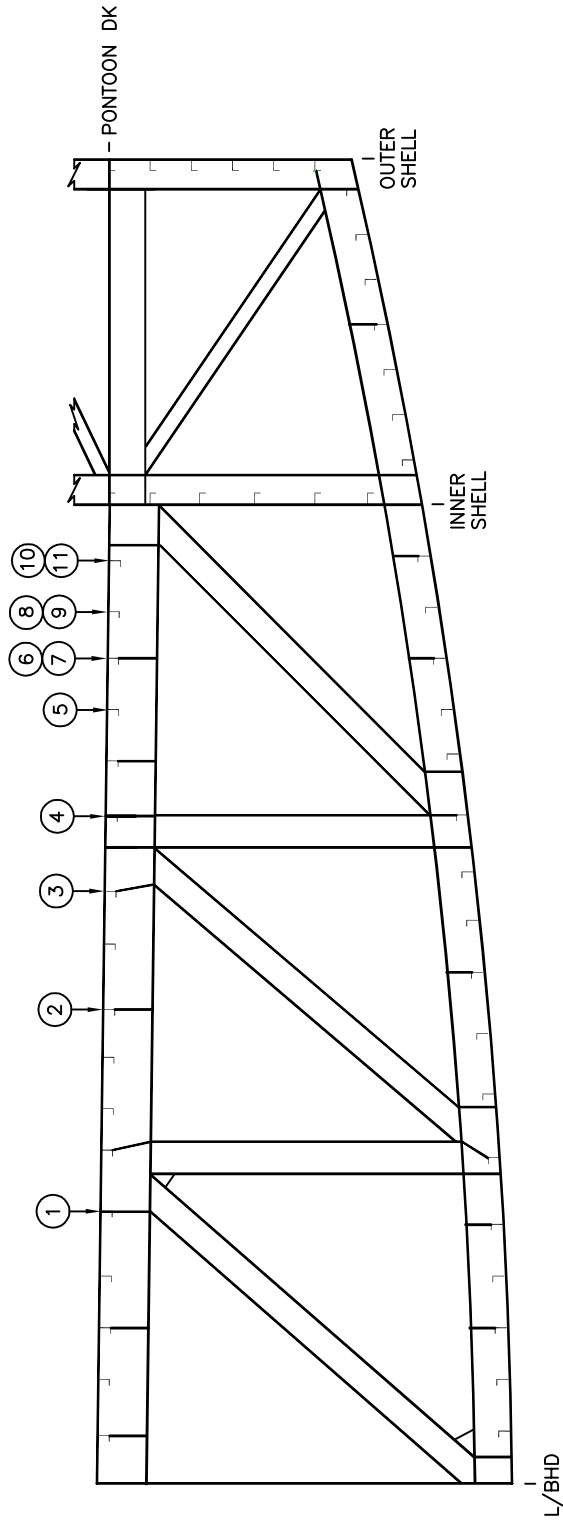
# INTERNATIONAL INSPECTION Specialists in Nondestructive Examination

## LOCATION DESCRIPTIONS

### **BULKHEAD 31**

- 1.) 1 ½” Fracture in web of longitudinal in way of channel cut-out, 17” south of bulkhead.
- 2.) 1 ½” Fracture in web of longitudinal in way of channel cut-out, 17” south of bulkhead.
- 3.) 1 ½” Fracture in web of longitudinal in way of channel cut-out, 17” south of bulkhead.
- 4.) 1 ½” Fracture in web of longitudinal in way of channel cut-out, 17” south of bulkhead.
- 5.) 1 ½” Fracture in web of longitudinal in way of channel cut-out, 17” south of bulkhead.
- 6.) 1 ½” Fracture in web of longitudinal in way of channel cut-out, 17” south of bulkhead.
- 7.) 1 ½” Fracture in web of longitudinal in way of channel cut-out, 17” south of bulkhead.





VESSEL: **EUREKA DRY DOCK**

TANK No.9 - FRAME 30  
DESCRIPTION: LOOKING NORTH

DRAWN BY: W. RAMIREZ

JOB # A1268

DWG # FRM 30

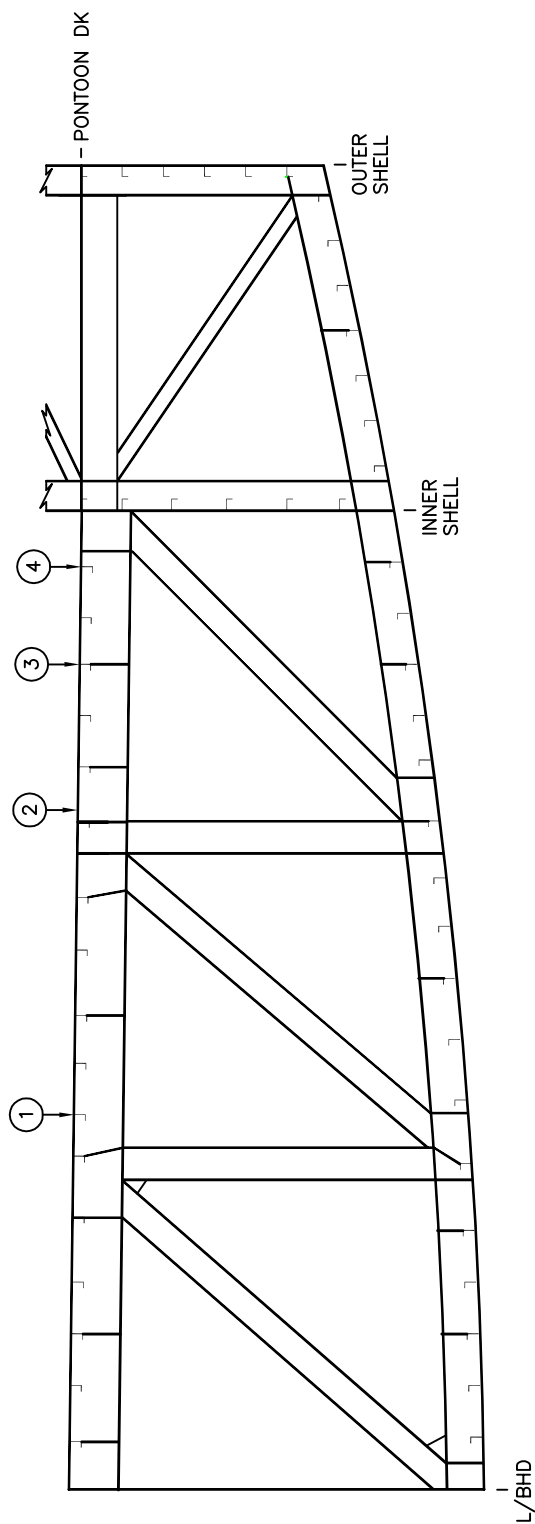
v1.1 DATE: MAY 2015

# INTERNATIONAL INSPECTION Specialists in Nondestructive Examination

## LOCATION DESCRIPTIONS

### FRAME 30

- 1.) 1 ½” Fracture in web of longitudinal in way of channel cut-out, 17” north of frame.
- 2.) 1 ½” Fracture in web of longitudinal in way of channel cut-out, 17” south of frame.
- 3.) 1 ½” Fracture in web of longitudinal in way of channel cut-out, 17” south of frame.
- 4.) 1 ½” Fracture in web of longitudinal in way of channel cut-out, 17” south of frame.
- 5.) 1 ½” Fracture in web of longitudinal in way of channel cut-out, 17” north of frame.
- 6.) 1 ½” Fracture in web of longitudinal in way of channel cut-out, 17” south of frame.
- 7.) 1 ½” Fracture in web of longitudinal in way of channel cut-out, 17” north of frame.
- 8.) 1 ½” Fracture in web of longitudinal in way of channel cut-out, 17” south of frame.
- 9.) 1 ½” Fracture in web of longitudinal in way of channel cut-out, 17” north of frame.
- 10.) 1 ½” Fracture in web of longitudinal in way of channel cut-out, 17” south of frame.
- 11.) 1 ½” Fracture in web of longitudinal in way of channel cut-out, 17” north of frame.



VESSEL: **EUREKA DRY DOCK**

TANK No.9 - FRAME 29  
DESCRIPTION: LOOKING NORTH

DRAWN BY: W. RAMIREZ

JOB # A1268

DWG # FRM 29

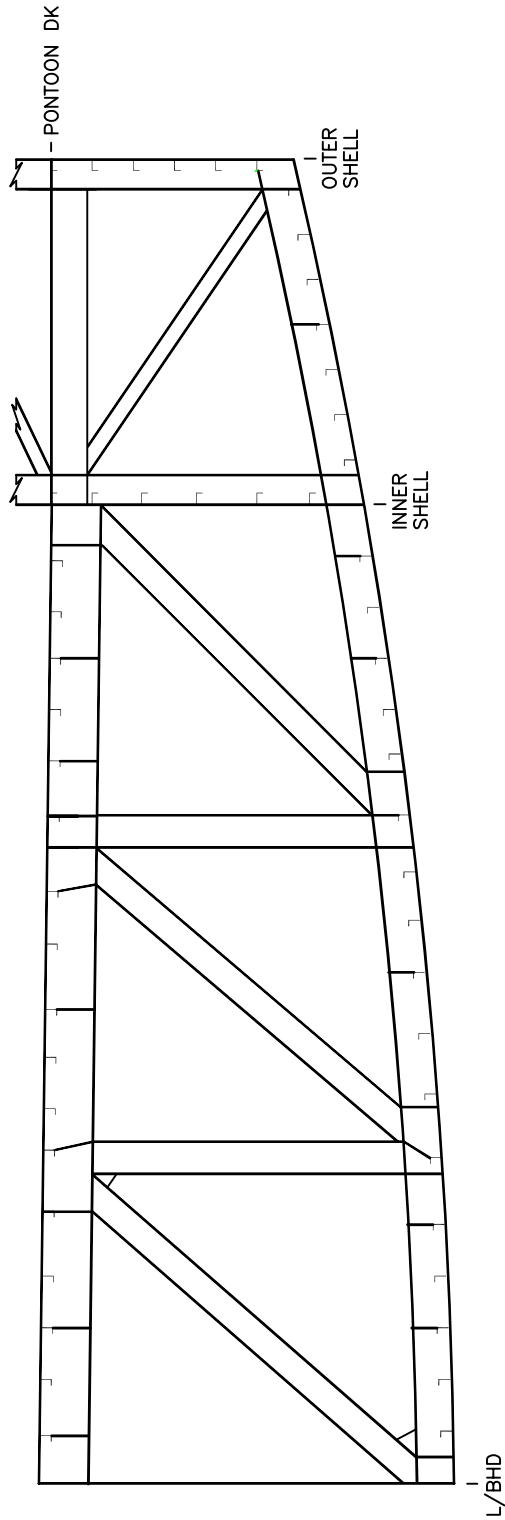
v1.1 DATE: MAY 2015

# INTERNATIONAL INSPECTION Specialists in Nondestructive Examination

## LOCATION DESCRIPTIONS

### FRAME 29

- 1.) ½” Fracture in web of longitudinal in way of channel cut-out, 17” south of frame.
- 2.) 1” diameter hole on deck plating, 1” north of frame.
- 3.) 1 ½” Fracture in web of longitudinal in way of channel cut-out, 17” north of frame.
- 4.) 1 ½” Fracture in web of longitudinal in way of channel cut-out, 17” north of frame.



VESSEL: **EUREKA DRY DOCK**

TANK No.9 - FRAME 28  
DESCRIPTION: LOOKING NORTH

DRAWN BY: **W. RAMIREZ**

JOB # **A1268**

DWG # **FRM 28**

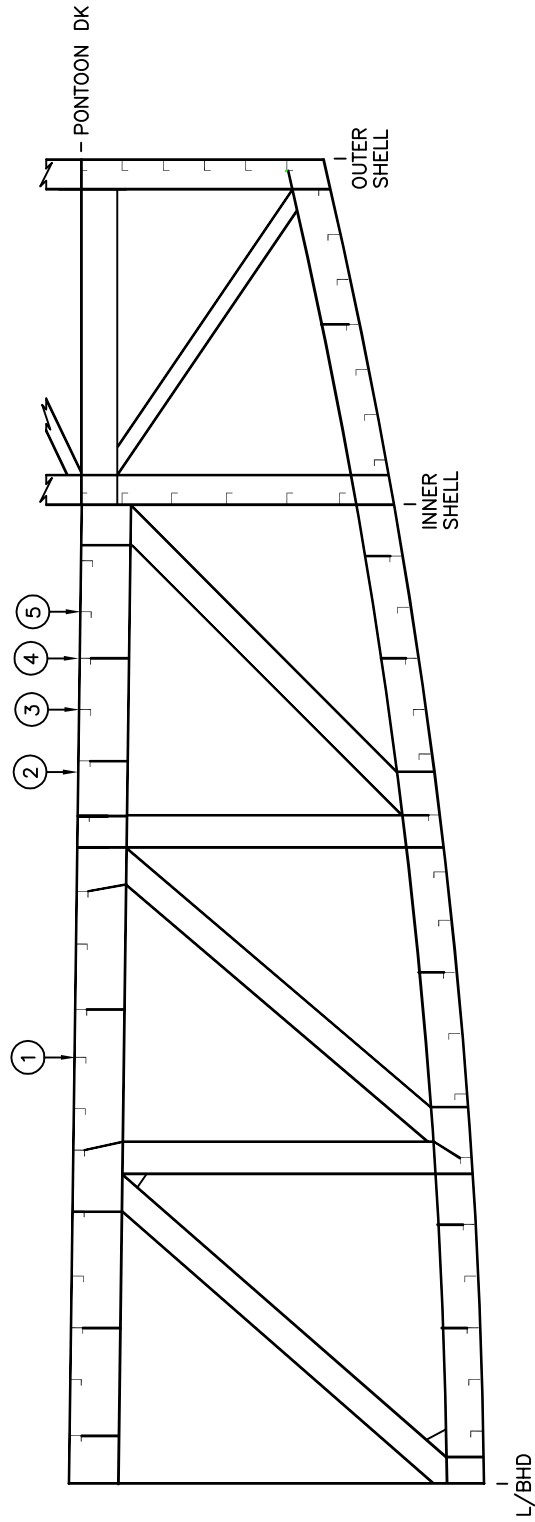
v1.1 DATE: **MAY 2015**

# INTERNATIONAL INSPECTION Specialists in Nondestructive Examination

LOCATION DESCRIPTIONS

**FRAME 28**

**No visual indications found at time of survey.**



VESSEL: **EUREKA DRY DOCK**

TANK No.9 - FRAME 27  
 DESCRIPTION: LOOKING NORTH

DRAWN BY: W. RAMIREZ

JOB # A1268

DWG # FRM 27

v1.1 DATE: MAY 2015

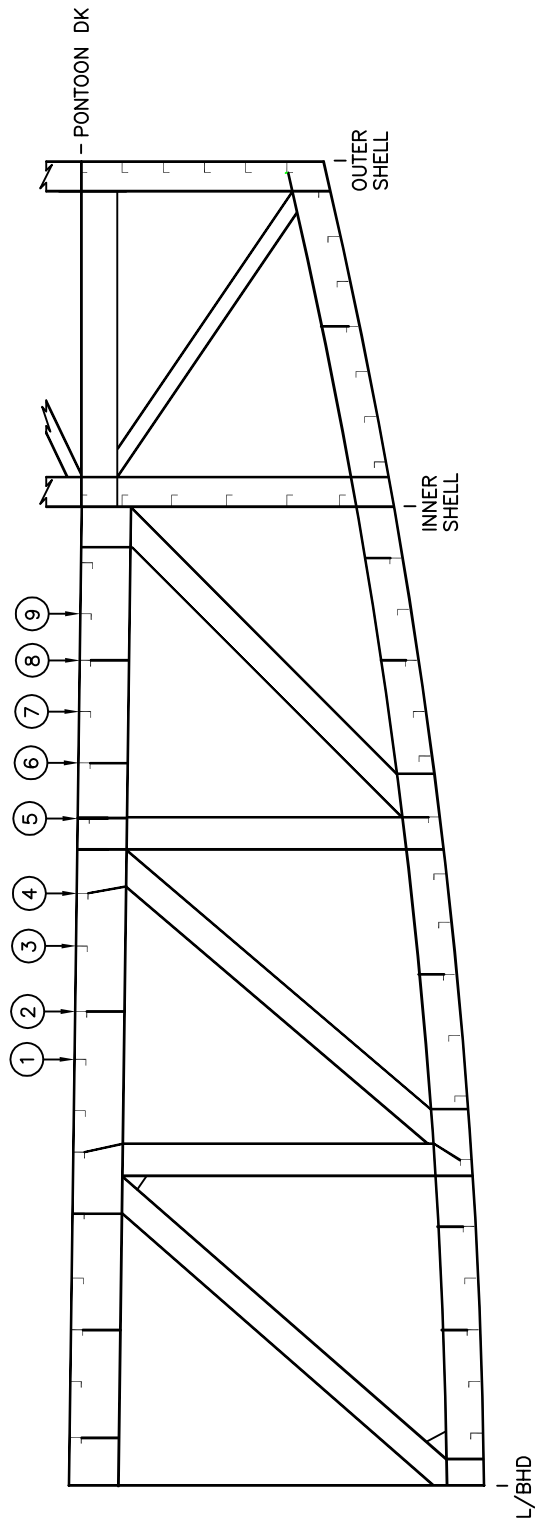
# INTERNATIONAL INSPECTION Specialists in Nondestructive Examination

## LOCATION DESCRIPTIONS

### FRAME 27

- 1.) 2" Fracture in web of longitudinal in way of channel cut-out, 17" south of frame.
- 2.) ½" diameter hole on deck plating, 6" north of frame.
- 3.) 2" Fracture in web of longitudinal in way of channel cut-out, 17" south of frame.
- 4.) 2" Fracture in web of longitudinal in way of channel cut-out, 17" south of frame.
- 5.) 1" diameter hole on deck plating, 8" south of frame.





VESSEL: **EUREKA DRY DOCK**

TANK No.9 - FRAME 26  
 DESCRIPTION: LOOKING NORTH

DRAWN BY: **W. RAMIREZ**

JOB # **A1268**

DWG # **FRM 26**

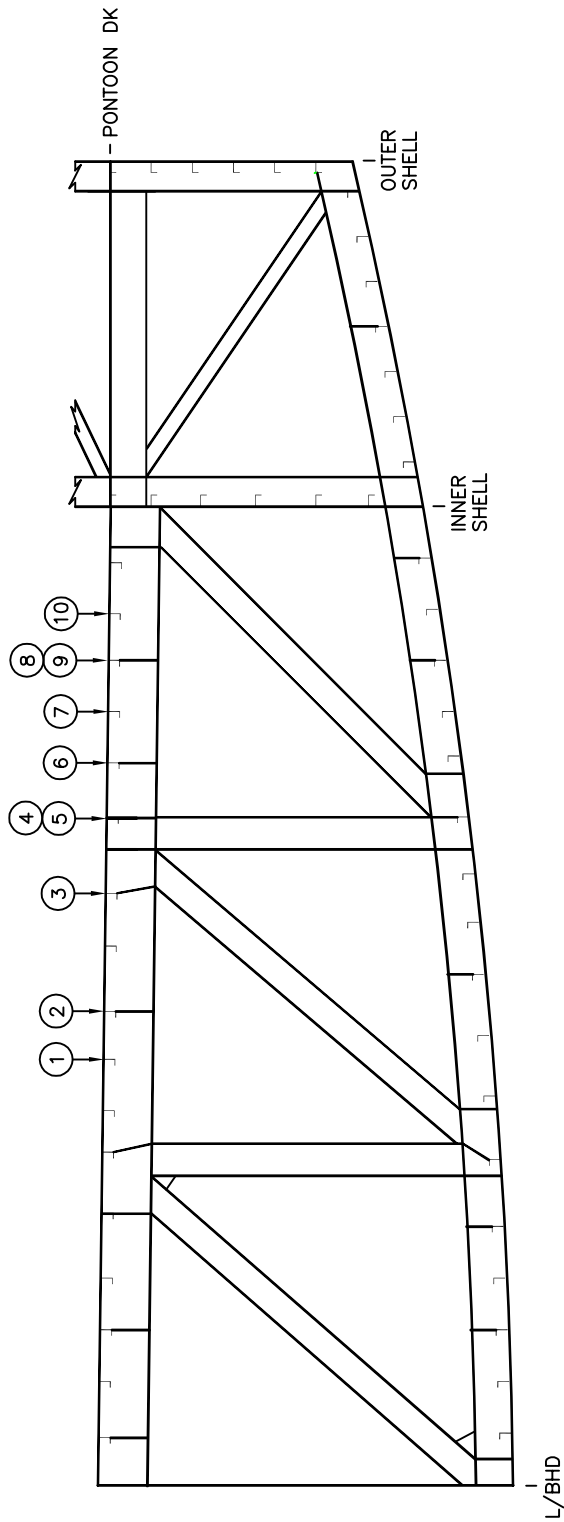
v1.1 DATE: **MAY 2015**

# INTERNATIONAL INSPECTION Specialists in Nondestructive Examination

## LOCATION DESCRIPTIONS

### FRAME 26

- 1.) 2" Fracture in web of longitudinal in way of channel cut-out, 17" south of frame.
- 2.) 2" Fracture in web of longitudinal in way of channel cut-out, 17" south of frame.
- 3.) 2" Fracture in web of longitudinal in way of channel cut-out, 17" south of frame.
- 4.) 2" Fracture in web of longitudinal in way of channel cut-out, 17" south of frame.
- 5.) 2" Fracture in web of longitudinal in way of channel cut-out, 17" south of frame.
- 6.) 2" Fracture in web of longitudinal in way of channel cut-out, 17" south of frame.
- 7.) 2" Fracture in web of longitudinal in way of channel cut-out, 17" south of frame.
- 8.) 2" Fracture in web of longitudinal in way of channel cut-out, 17" south of frame.
- 9.) 2" Fracture in web of longitudinal in way of channel cut-out, 17" north of frame.



VESSEL: **EUREKA DRY DOCK**

TANK No.9 - FRAME 25  
DESCRIPTION: LOOKING NORTH

DRAWN BY: W. RAMIREZ

JOB # A1268

DWG # FRM 25

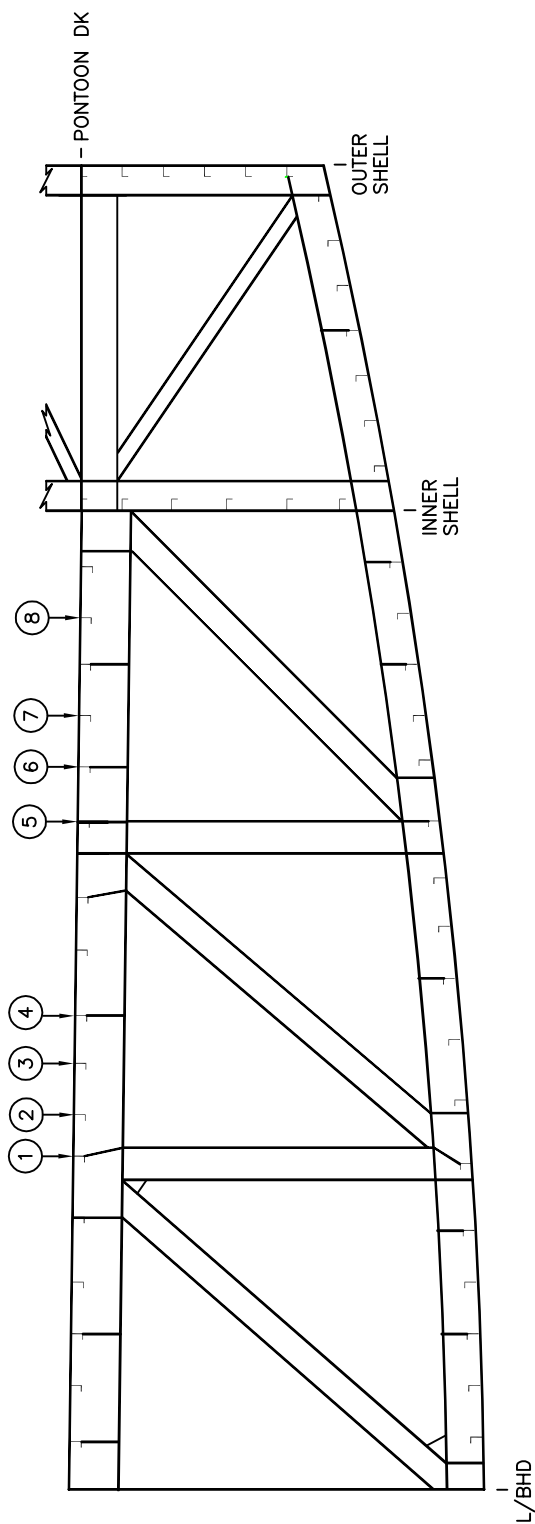
v1.1 DATE: MAY 2015

# INTERNATIONAL INSPECTION Specialists in Nondestructive Examination

## LOCATION DESCRIPTIONS

### FRAME 25

- 1.) 2" Fracture in web of longitudinal in way of channel cut-out, 17" south of frame.
- 2.) 2" Fracture in web of longitudinal in way of channel cut-out, 17" north of frame.
- 3.) 2" Fracture in web of longitudinal in way of channel cut-out, 17" south of frame.
- 4.) 2" Fracture in web of longitudinal in way of channel cut-out, 17" north of frame.
- 5.) 2" Fracture in web of longitudinal in way of channel cut-out, 17" south of frame.
- 6.) 2" Fracture in web of longitudinal in way of channel cut-out, 17" south of frame.
- 7.) 2" Fracture in web of longitudinal in way of channel cut-out, 17" north of frame.
- 8.) 2" Fracture in web of longitudinal in way of channel cut-out, 17" north of frame.
- 9.) 2" Fracture in web of longitudinal in way of channel cut-out, 17" south of frame.
- 10.) 2" Fracture in web of longitudinal in way of channel cut-out, 17" north of frame.



VESSEL: **EUREKA DRY DOCK**

TANK No.9 - FRAME 24  
 DESCRIPTION: LOOKING NORTH

DRAWN BY: **W. RAMIREZ**

JOB # **A1268**

DWG # **FRM 24**

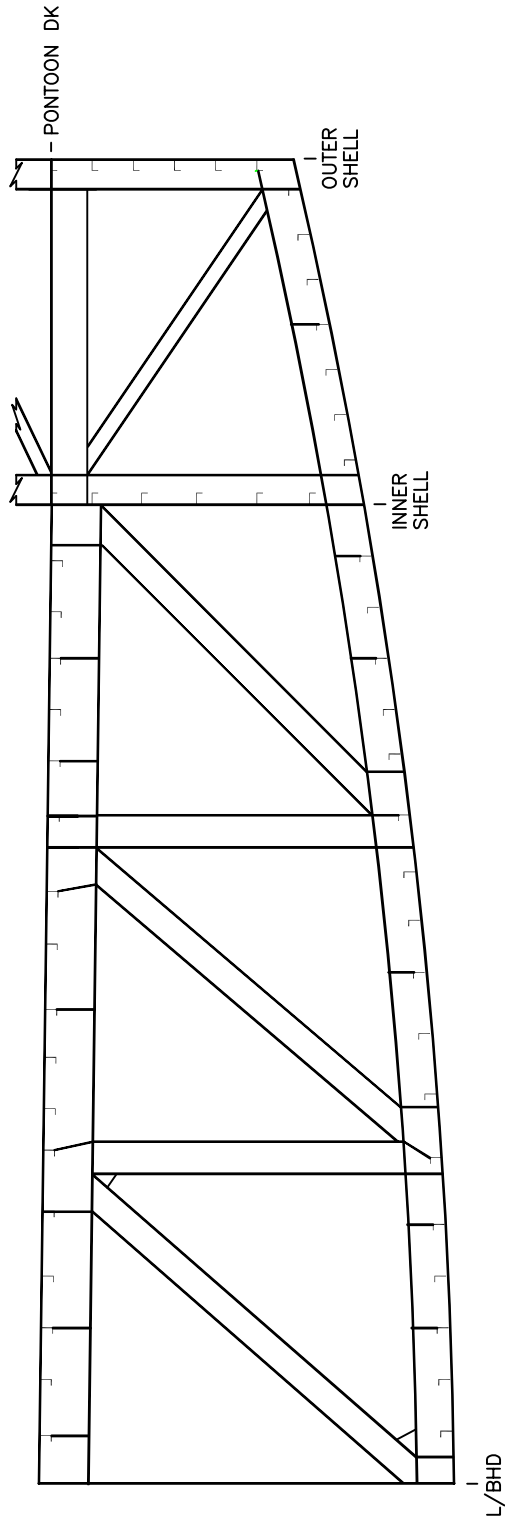
v1.1 DATE: **MAY 2015**

# INTERNATIONAL INSPECTION Specialists in Nondestructive Examination

## LOCATION DESCRIPTIONS

### FRAME 24

- 1.) 2" Fracture in web of longitudinal in way of channel cut-out, 17" north of frame.
- 2.) 2" Fracture in web of longitudinal in way of channel cut-out, 17" north of frame.
- 3.) 2" Fracture in web of longitudinal in way of channel cut-out, 17" north of frame.
- 4.) 2" Fracture in web of longitudinal in way of channel cut-out, 17" north of frame.
- 5.) 2" Fracture in web of longitudinal in way of channel cut-out, 17" north of frame.
- 6.) 2" Fracture in web of longitudinal in way of channel cut-out, 17" north of frame.
- 7.) 2" Fracture in web of longitudinal in way of channel cut-out, 17" north of frame.
- 8.) 2" Fracture in web of longitudinal in way of channel cut-out, 17" north of frame.



VESSEL: **EUREKA DRY DOCK**

TANK No.9 - FRAME 23  
DESCRIPTION: LOOKING NORTH

DRAWN BY: **W. RAMIREZ**

JOB # **A1268**

DWG # **FRM 23**

v1.1 DATE: **MAY 2015**

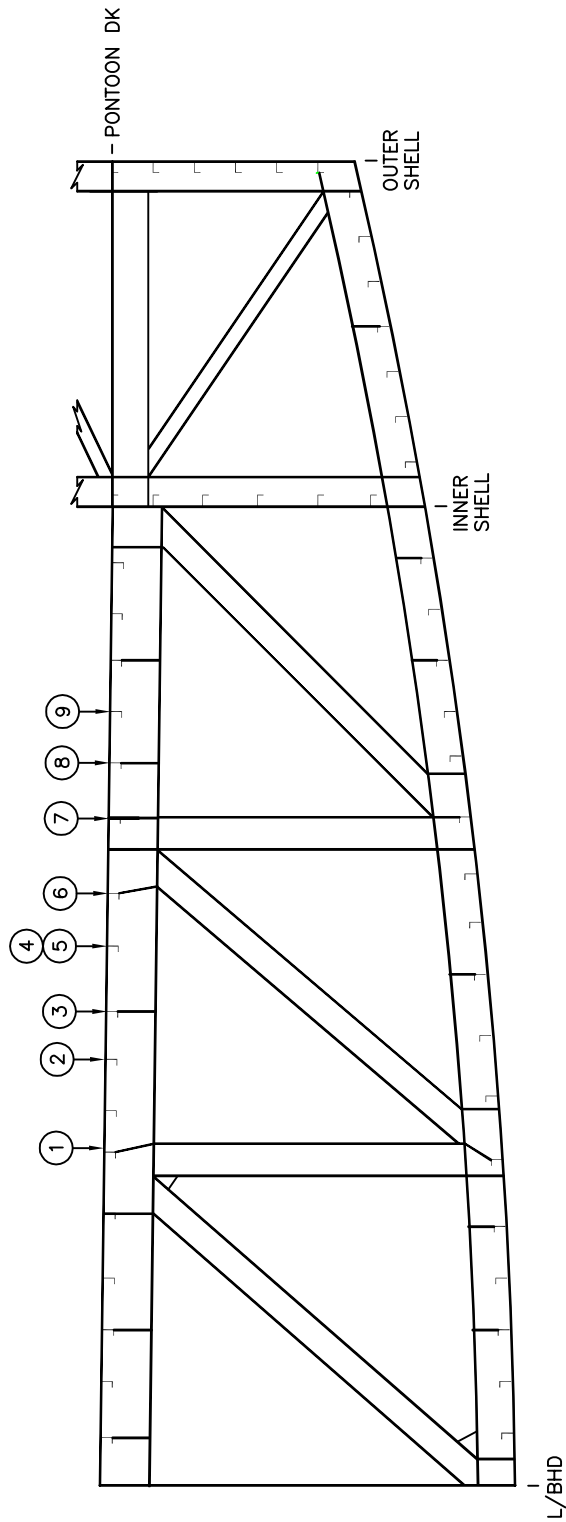
# INTERNATIONAL INSPECTION Specialists in Nondestructive Examination

LOCATION DESCRIPTIONS

**FRAME 23**

**No visual indications found at time of survey.**





VESSEL: **EUREKA DRY DOCK**

TANK No.9 - FRAME 22  
DESCRIPTION: LOOKING NORTH

DRAWN BY: W. RAMIREZ

JOB # A1268

DWG # FRM 22

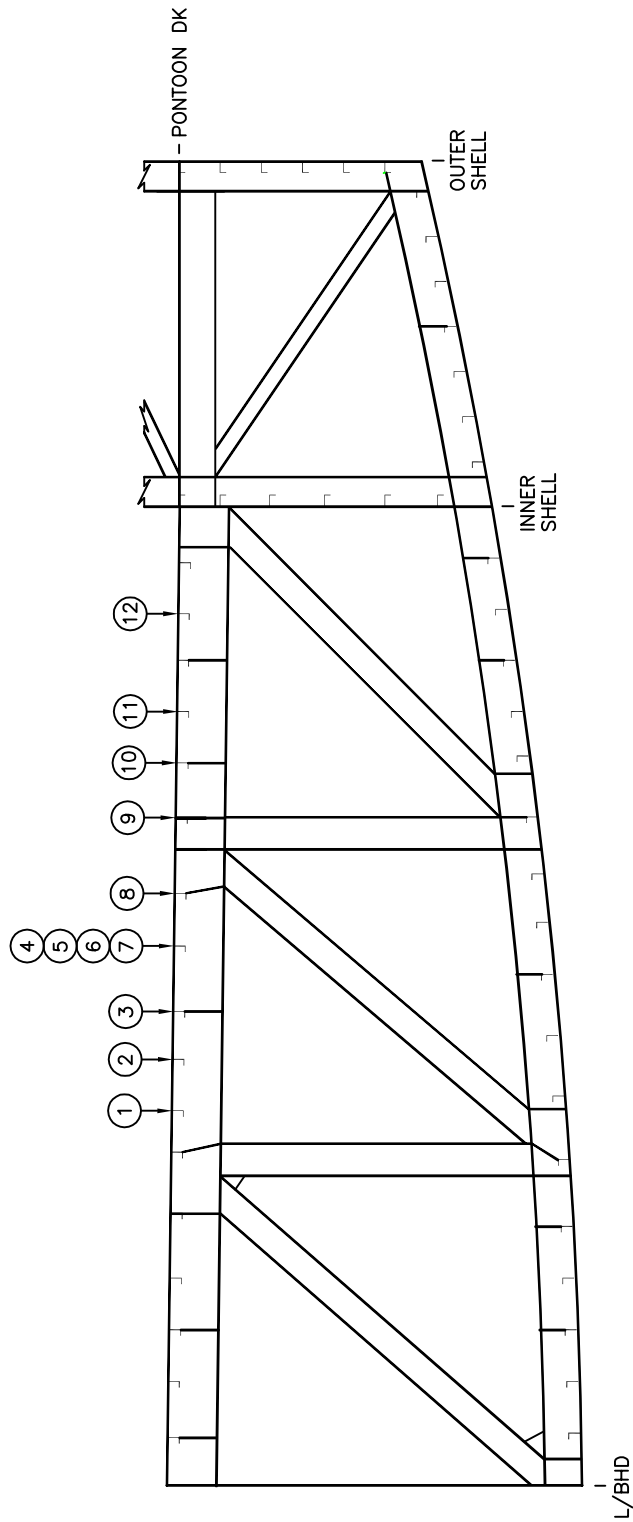
v1.1 DATE: MAY 2015

# INTERNATIONAL INSPECTION Specialists in Nondestructive Examination

## LOCATION DESCRIPTIONS

### FRAME 22

- 1.) Pinhole on deck plating, 12" north of frame.
- 2.) ½" diameter hole on deck plating in way of wrap weld, 24" south of frame.
- 3.) 1" diameter hole on deck plating in way of wrap weld, 6" south of frame.
- 4.) ½" diameter hole on deck plating in way of wrap weld, 17" north of frame.
- 5.) 1" Fracture in web of longitudinal in way of channel cut-out, 17" south of frame.
- 6.) 1" Fracture in web of longitudinal in way of channel cut-out, 17" south of frame.
- 7.) 1" Fracture in web of longitudinal in way of channel cut-out, 17" south of frame.
- 8.) 1" Fracture in web of longitudinal in way of channel cut-out, 17" south of frame.
- 9.) 1" Fracture in web of longitudinal in way of channel cut-out, 17" south of frame.



VESSEL: **EUREKA DRY DOCK**

TANK No.9 - FRAME 21  
DESCRIPTION: LOOKING NORTH

DRAWN BY: W. RAMIREZ

JOB # A1268

DWG # FRM 21

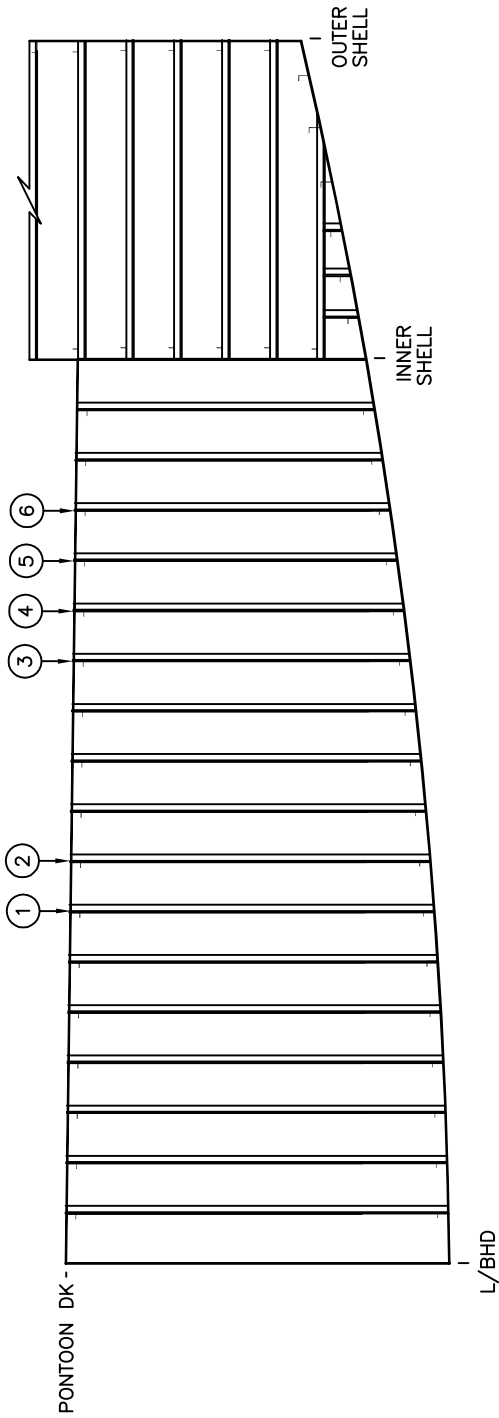
v1.1 DATE: MAY 2015

# INTERNATIONAL INSPECTION Specialists in Nondestructive Examination

## LOCATION DESCRIPTIONS

### FRAME 21

- 1.) 2" Fracture in web of longitudinal in way of channel cut-out, 17" south of frame.
- 2.) 2" Fracture in web of longitudinal in way of channel cut-out, 17" south of frame.
- 3.) 2" Fracture in web of longitudinal in way of channel cut-out, 17" south of frame.
- 4.) 2" Fracture in web of longitudinal in way of channel cut-out, 17" south of frame.
- 5.) 2" diameter hole on deck plating in way of wrap weld, 6" south of frame.
- 6.) 1" diameter hole on deck plating in way of wrap weld, 17" north of frame.
- 7.) 3" diameter hole on deck plating, 48" north of frame.
- 8.) 3" diameter hole on deck plating, 48" north of frame.
- 9.) 2" Fracture in web of longitudinal in way of channel cut-out, 17" south of frame.
- 10.) 2" Fracture in web of longitudinal in way of channel cut-out, 17" south of frame.
- 11.) 1" diameter hole on deck plating in way of wrap weld, 17" north of frame.
- 12.) 1" diameter hole on deck plating in way of wrap weld, 24" north of frame.



VESSEL: **EUREKA DRY DOCK**

TANK No.9 - BULKHEAD 20  
DESCRIPTION: LOOKING NORTH

DRAWN BY: W. RAMIREZ

JOB # A1268

DWG # BHD 20

v1.1 DATE: MAY 2015

# INTERNATIONAL INSPECTION Specialists in Nondestructive Examination

## LOCATION DESCRIPTIONS

### **BULKHEAD 20**

- 1.) 2” Fracture in web of longitudinal in way of channel cut-out, 17” north of bulkhead.
- 2.) 2” Fracture in web of longitudinal in way of channel cut-out, 17” north of bulkhead.
- 3.) 2” Fracture in web of longitudinal in way of channel cut-out, 17” north of bulkhead.
- 4.) 2” Fracture in web of longitudinal in way of channel cut-out, 17” north of bulkhead.
- 5.) 2” Fracture in web of longitudinal in way of channel cut-out, 17” north of bulkhead.
- 6.) 2” Fracture in web of longitudinal in way of channel cut-out, 17” north of bulkhead.

# INTERNATIONAL INSPECTION Specialists in Nondestructive Examination


**Tank No. 10, 23, & 24**

---

Seattle: 3229 S. 148<sup>th</sup> Street, SeaTac, WA 98168 Phone: 206/766-8180 Fax: 206/766-8186  
Portland: 10521 N. Lombard Street, Portland, OR 97203 Phone: 503/283-2668 Fax: 503/283-7656  
Oakland: 1813 Clement Ave., Bldg 24, Alameda, CA 94501 Phone: 510/748-0964 Fax: 510/748-9874  
Los Angeles: 10600 Pioneer Blvd., Unit A, Santa Fe Springs, CA 90670 Phone: 562/944-3166 Fax: 562/944-3114  
San Diego: 2704 Transportation Ave., Unit C, National City, CA 94501 Phone: 619/512-5858 Fax: 619/512-5859

[www.iinspect.com](http://www.iinspect.com)

tank 10 divider - Page 1 of 1



VESSEL: **EUREKA DRY DOCK**

TANK NO.10 & 23 - BULKHEAD 31

DESCRIPTION: LOOKING NORTH

DRAWN BY: W.RAMIREZ

JOB # A1268

DWG # BHD 31

v1.1 DATE: MAY 2015

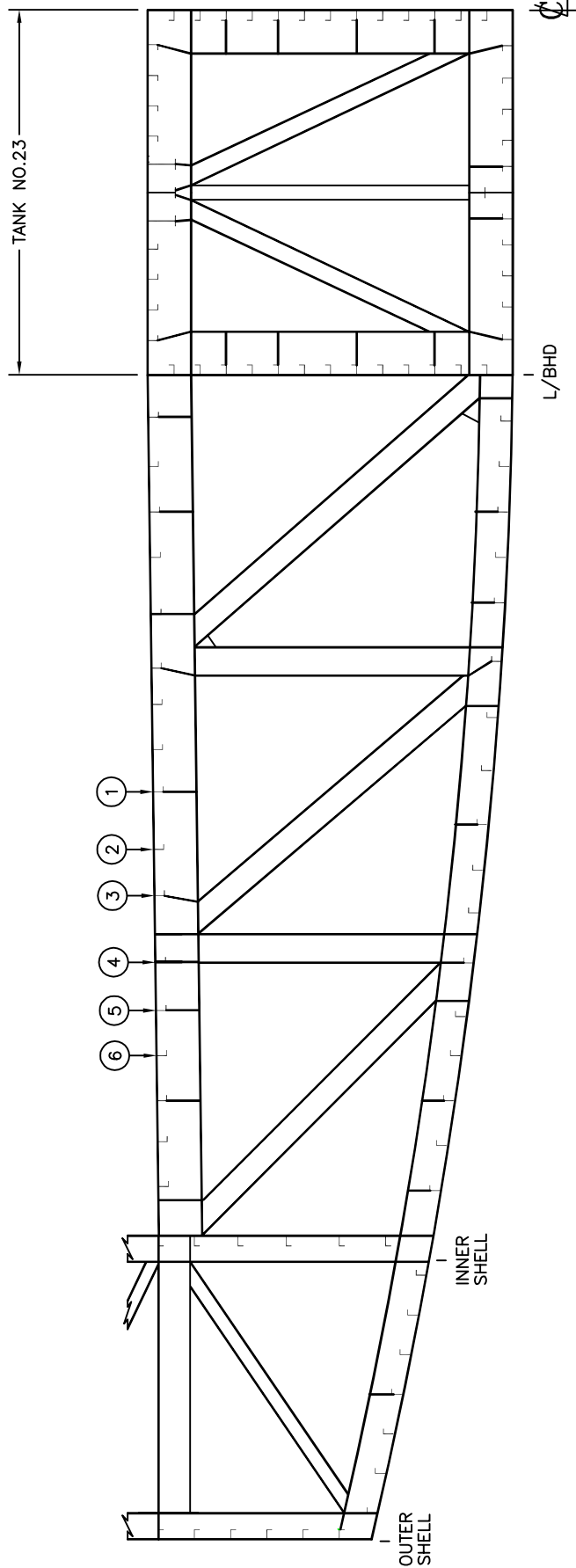


# INTERNATIONAL INSPECTION Specialists in Nondestructive Examination

## LOCATION DESCRIPTIONS

### **BULKHEAD 31**

No visual indications found at time of survey.



VESSEL: **EUREKA DRY DOCK**

TANK NO. 10 & 23 - FRAME 30  
 DESCRIPTION: LOOKING NORTH

DRAWN BY: M. SMITH

JOB # A1268

DWG # FRM 30

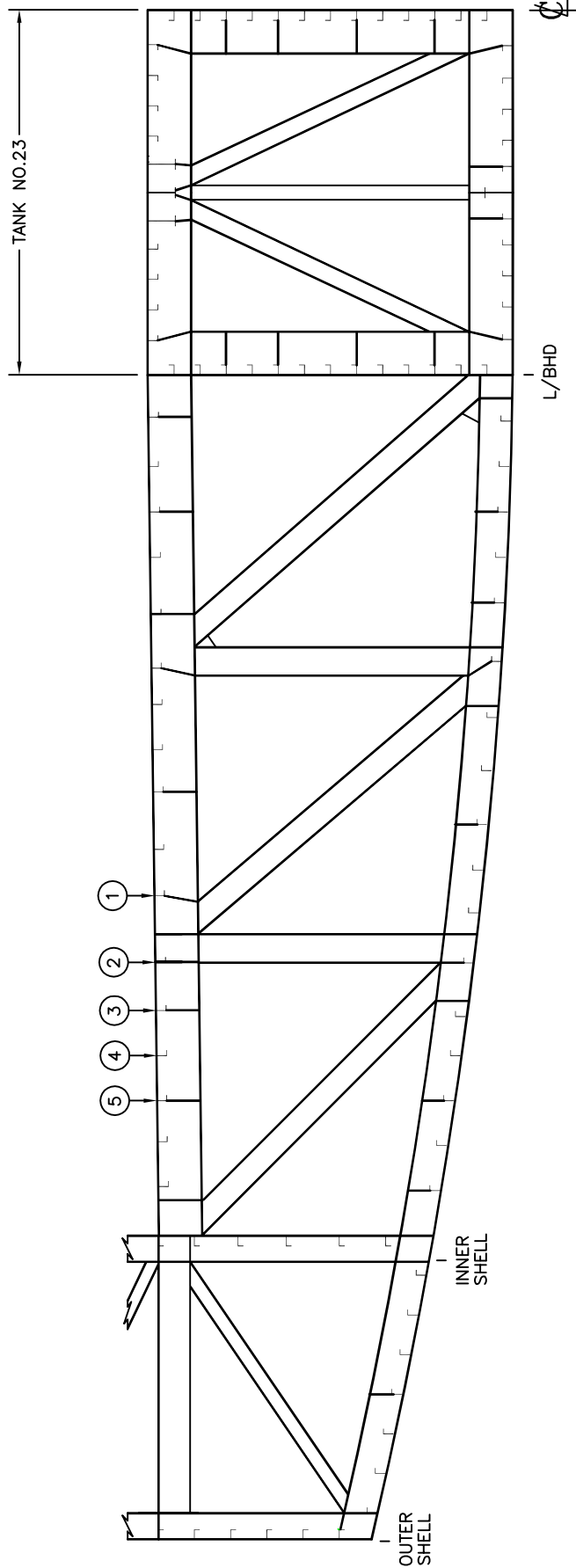
v1.1 DATE: MAY 2015

# INTERNATIONAL INSPECTION Specialists in Nondestructive Examination

## LOCATION DESCRIPTIONS

### FRAME 30

- 1.) 2" Fracture in web of longitudinal in way of channel cut-out, 17" north of frame.
- 2.) 2" Fracture in web of longitudinal in way of channel cut-out, 17" north of frame.
- 3.) 2" Fracture in web of longitudinal in way of channel cut-out, 17" north of frame.
- 4.) 2" Fracture in web of longitudinal in way of channel cut-out, 17" north of frame.
- 5.) 2" Fracture in web of longitudinal in way of channel cut-out, 17" north of frame.
- 6.) 2" Fracture in web of longitudinal in way of channel cut-out, 17" north of frame.



VESSEL: **EUREKA DRY DOCK**

TANK NO. 10 & 23 - FRAME 29

DESCRIPTION: LOOKING NORTH

DRAWN BY: M. SMITH

JOB # A1268

DWG # FRM 29

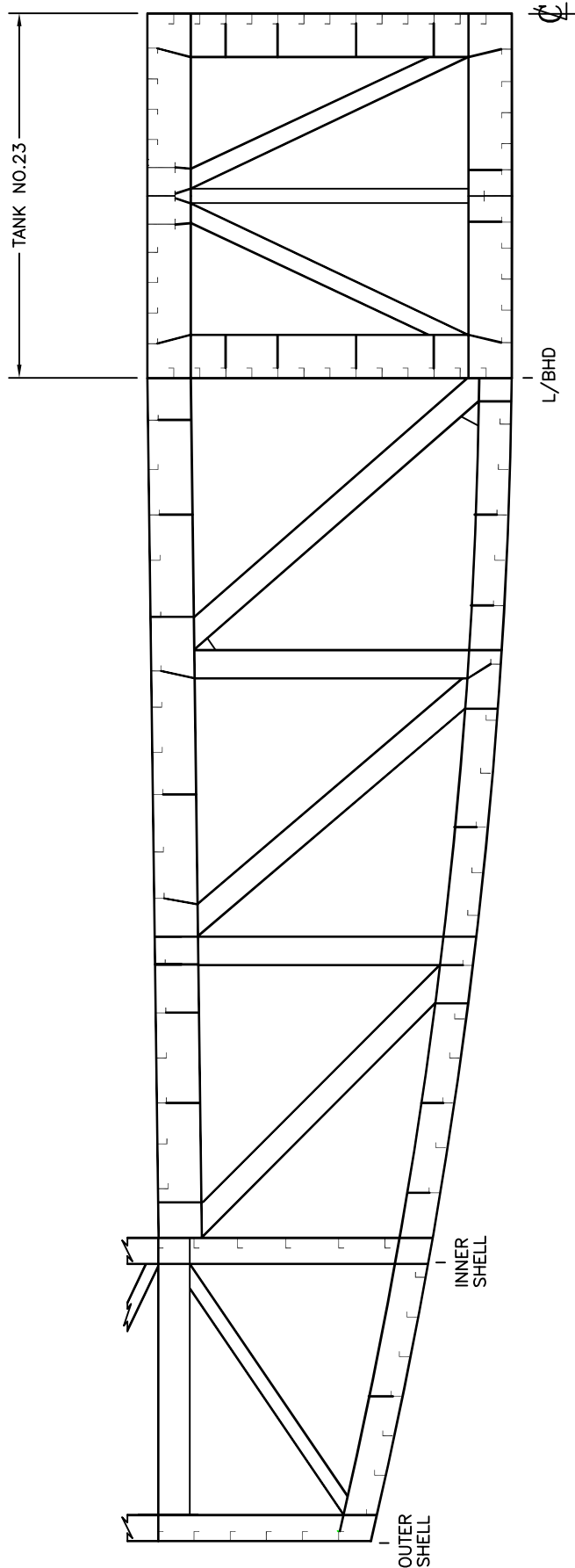
v1.1 DATE: MAY 2015

# INTERNATIONAL INSPECTION Specialists in Nondestructive Examination

## LOCATION DESCRIPTIONS

### FRAME 29

- 1.) 2" Fracture in web of longitudinal in way of channel cut-out, 17" north of frame.
- 2.) 2" Fracture in web of longitudinal in way of channel cut-out, 17" north of frame.
- 3.) 2" Fracture in web of longitudinal in way of channel cut-out, 17" north of frame.
- 4.) 2" Fracture in web of longitudinal in way of channel cut-out, 17" north of frame.
- 5.) 2" Fracture in web of longitudinal in way of channel cut-out, 17" north of frame.



VESSEL: **EUREKA DRY DOCK**

TANK NO. 10 & 23 - FRAME 28

DESCRIPTION: LOOKING NORTH

DRAWN BY: M. SMITH

JOB # A1268

DWG # FRM 28

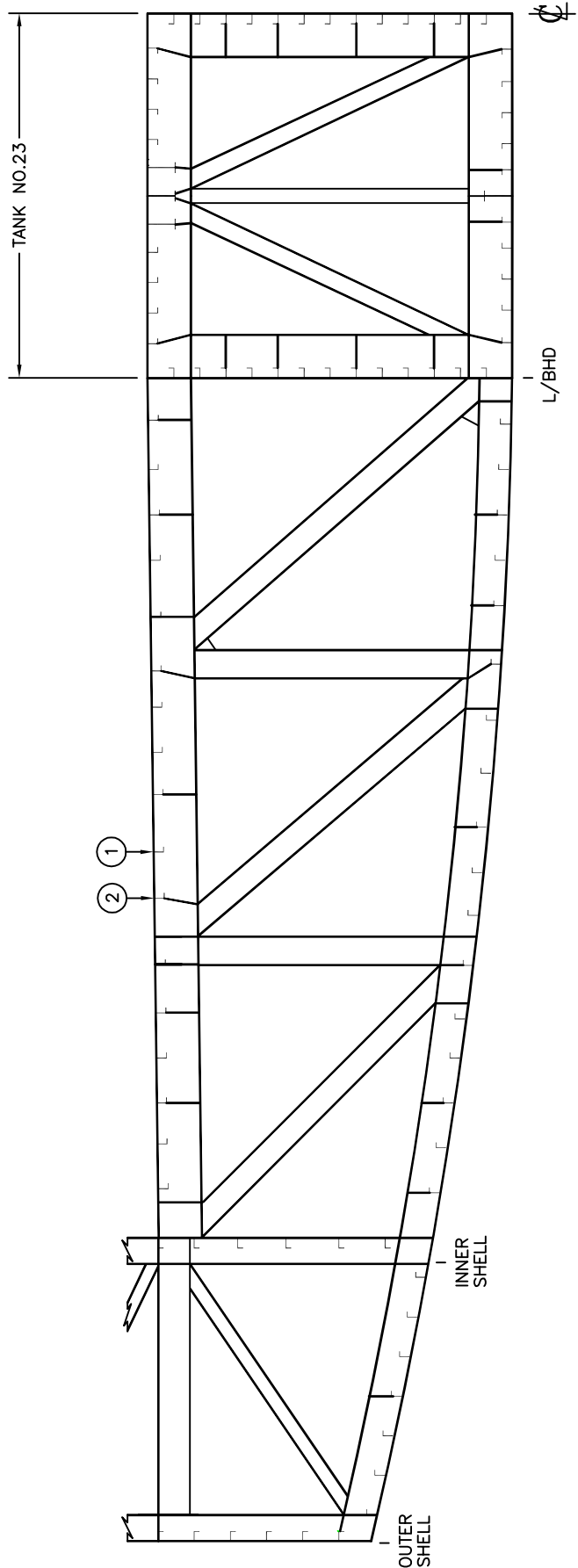
v1.1 DATE: MAY 2015

# INTERNATIONAL INSPECTION Specialists in Nondestructive Examination

## LOCATION DESCRIPTIONS

### FRAME 28

No visual indications found at time of survey.



VESSEL: **EUREKA DRY DOCK**

TANK NO. 10 & 23 - FRAME 27

DESCRIPTION: LOOKING NORTH

DRAWN BY: M. SMITH

JOB # A1268

DWG # FRM 27

v1.1 DATE: MAY 2015

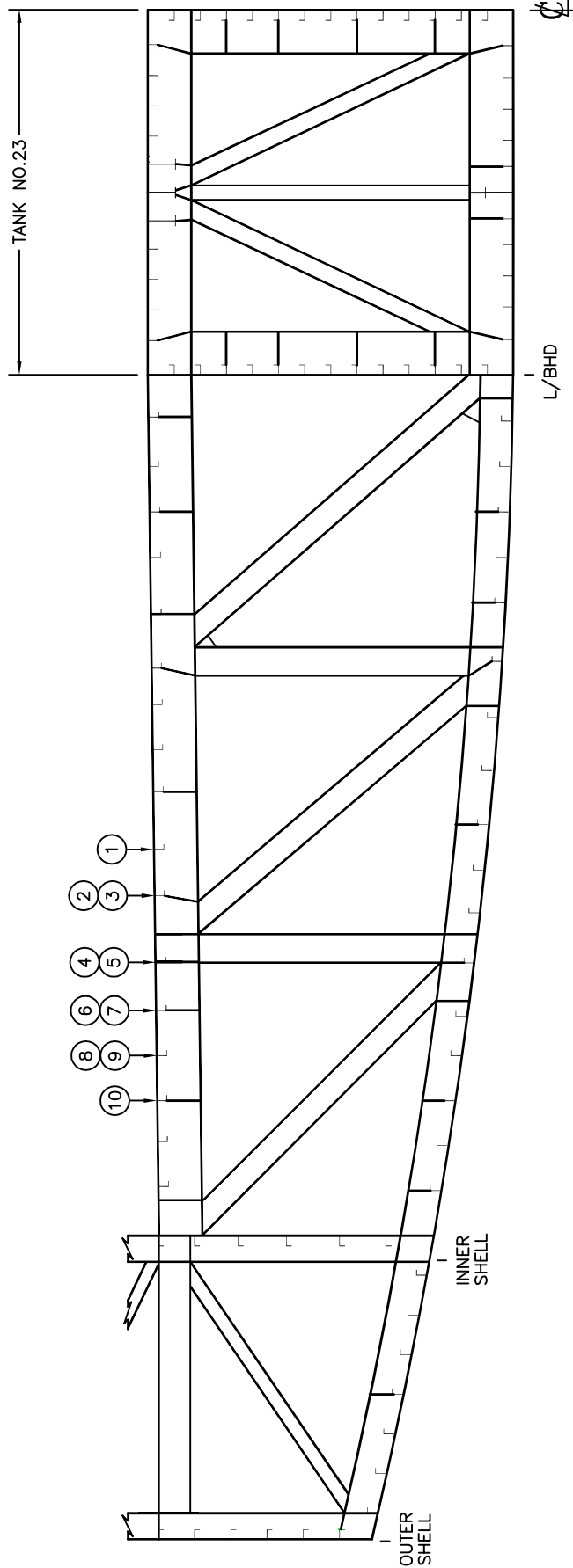


# INTERNATIONAL INSPECTION Specialists in Nondestructive Examination

## LOCATION DESCRIPTIONS

### FRAME 27

- 1.) Longitudinal web and flange fractured 100%, 12" north of frame.
- 2.) 2 ½" Fracture in web of longitudinal in way of channel cut-out, 17" north of frame.



VESSEL: **EUREKA DRY DOCK**

TANK NO. 10 & 23 - FRAME 26

DESCRIPTION: LOOKING NORTH

DRAWN BY: M. SMITH

JOB # A1268

DWG # FRM 26

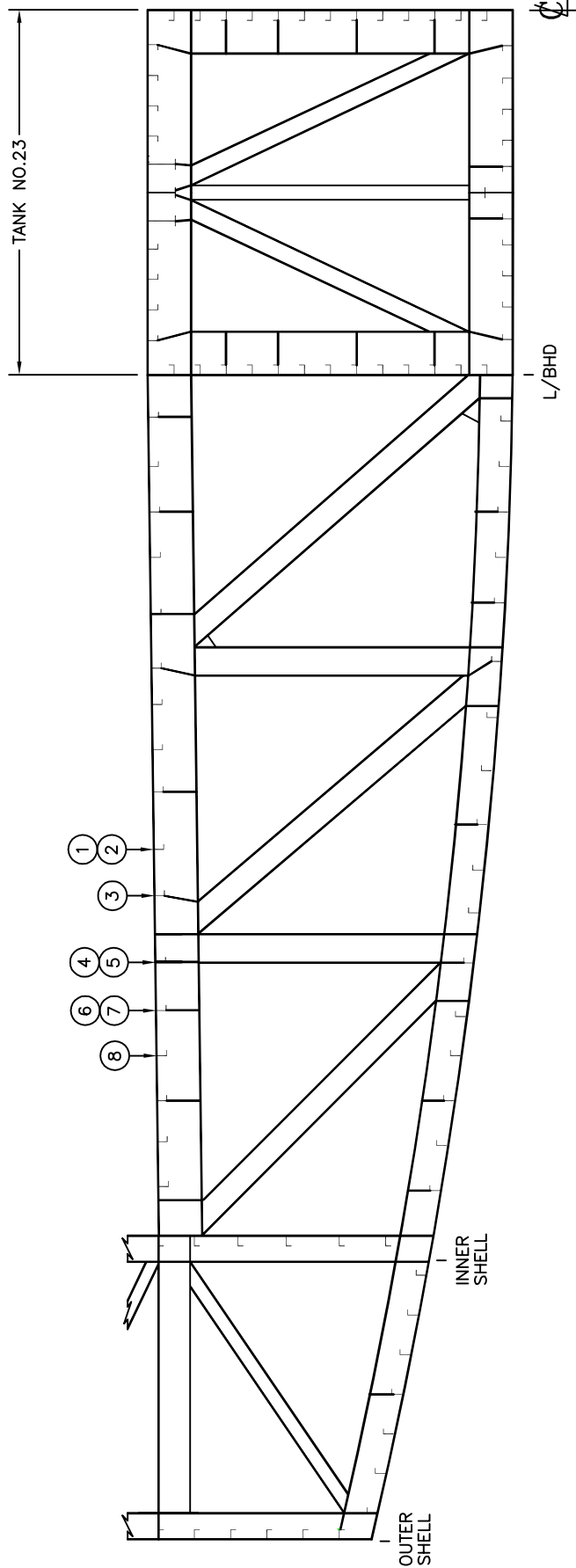
v1.1 DATE: MAY 2015

# INTERNATIONAL INSPECTION Specialists in Nondestructive Examination

## LOCATION DESCRIPTIONS

### FRAME 26

- 1.) 2" Fracture in web of longitudinal in way of channel cut-out, 17" south of frame.
- 2.) 2" Fracture in web of longitudinal in way of channel cut-out, 17" north of frame.
- 3.) 2" Fracture in web of longitudinal in way of channel cut-out, 17" south of frame.
- 4.) 2" Fracture in web of longitudinal in way of channel cut-out, 17" north of frame.
- 5.) 2" Fracture in web of longitudinal in way of channel cut-out, 17" south of frame.
- 6.) 2" Fracture in web of longitudinal in way of channel cut-out, 17" north of frame.
- 7.) 2" Fracture in web of longitudinal in way of channel cut-out, 17" south of frame.
- 8.) 2" Fracture in web of longitudinal in way of channel cut-out, 17" north of frame.
- 9.) 2" Fracture in web of longitudinal in way of channel cut-out, 17" south of frame.
- 10.) 2" Fracture in web of longitudinal in way of channel cut-out, 17" north of frame.



VESSEL: **EUREKA DRY DOCK**

TANK NO. 10 & 23 - FRAME 25

DESCRIPTION: LOOKING NORTH

DRAWN BY: M. SMITH

JOB # A1268

DWG # FRM 25

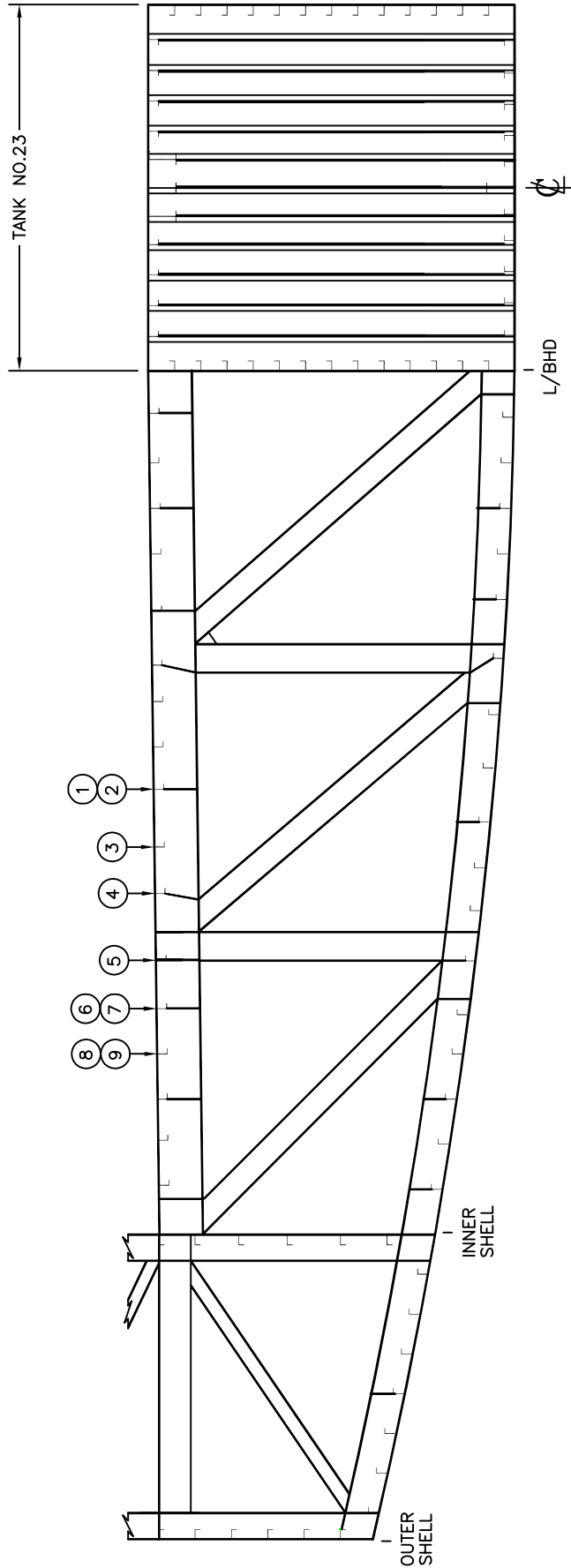
v1.1 DATE: MAY 2015

# INTERNATIONAL INSPECTION Specialists in Nondestructive Examination

## LOCATION DESCRIPTIONS

### FRAME 25

- 1.) 1 ½” Fracture in web of longitudinal in way of channel cut-out, 17” north of frame.
- 2.) Longitudinal web and flange fractured 100%, 17” south of frame.
- 3.) 1 ½” Fracture in web of longitudinal in way of channel cut-out, 17” north of frame.
- 4.) 1 ½” Fracture in web of longitudinal in way of channel cut-out, 17” north of frame.
- 5.) Longitudinal web and flange fractured 100%, 17” south of frame.
- 6.) 1 ½” Fracture in web of longitudinal in way of channel cut-out, 17” north of frame.
- 7.) Longitudinal web and flange fractured 100%, 17” south of frame.
- 8.) 1 ½” Fracture in web of longitudinal in way of channel cut-out, 17” north of frame.



VESSEL: **EUREKA DRY DOCK**

TANK No.10 & 23 - FRAME 24

DESCRIPTION: LOOKING NORTH

DRAWN BY: M. SMITH

JOB # A1268

DWG # FRM 24

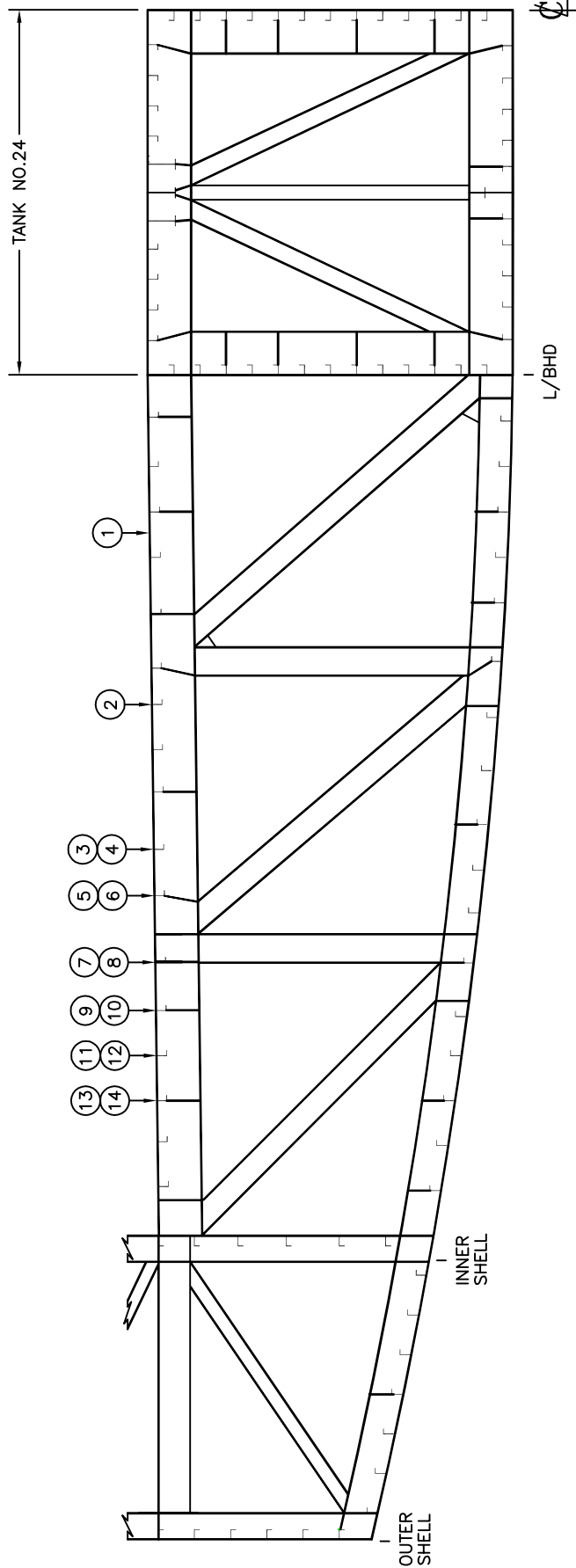
v1.1 DATE: MAY 2015

# INTERNATIONAL INSPECTION Specialists in Nondestructive Examination

## LOCATION DESCRIPTIONS

### FRAME 24

- 1.) 2 ½" Fracture in web of longitudinal in way of channel cut-out, 17" north of frame.
- 2.) 1" Fracture in web of longitudinal in way of channel cut-out, 17" south of frame.
- 3.) 2 ½" Fracture in web of longitudinal in way of channel cut-out, 17" north of frame.
- 4.) 1" Fracture in web of longitudinal in way of channel cut-out, 17" south of frame.
- 5.) 1" Fracture in web of longitudinal in way of channel cut-out, 17" south of frame
- 6.) 2 ½" Fracture in web of longitudinal in way of channel cut-out, 17" north of frame.
- 7.) 1" Fracture in web of longitudinal in way of channel cut-out, 17" south of frame.
- 8.) 2 ½" Fracture in web of longitudinal in way of channel cut-out, 17" north of frame.
- 9.) 1" Fracture in web of longitudinal in way of channel cut-out, 17" south of frame.



VESSEL: **EUREKA DRY DOCK**

TANK NO. 10 & 24 - FRAME 23

DESCRIPTION: LOOKING NORTH

DRAWN BY: M. SMITH

JOB # A1268

DWG # FRM 23

v1.1 DATE: MAY 2015

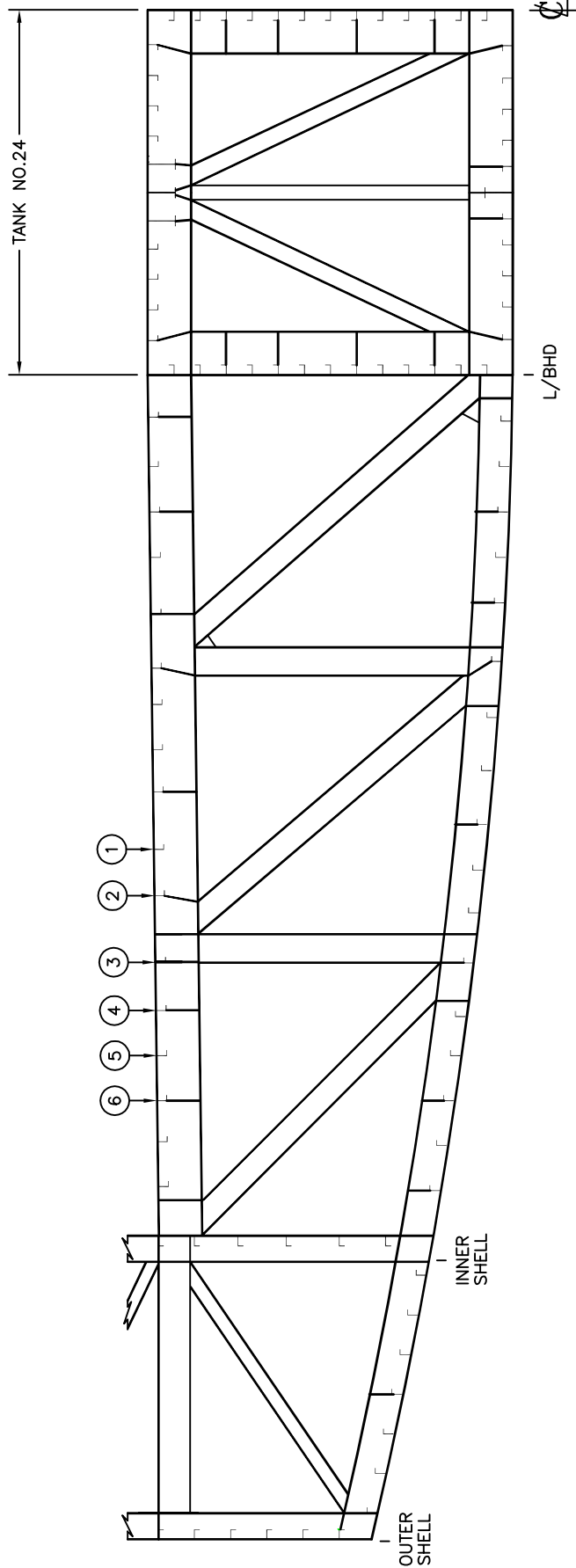


# INTERNATIONAL INSPECTION Specialists in Nondestructive Examination

## LOCATION DESCRIPTIONS

### FRAME 23

- 1.) 1"Ø hole in deck plating, 1" south of frame.
- 2.) 3" Fracture in web of longitudinal in way of channel cut-out, 17" south of frame.
- 3.) 3" Fracture in web of longitudinal in way of channel cut-out, 17" north of frame.
- 4.) 3" Fracture in web of longitudinal in way of channel cut-out, 17" south of frame.
- 5.) 3" Fracture in web of longitudinal in way of channel cut-out, 17" north of frame.
- 6.) 3" Fracture in web of longitudinal in way of channel cut-out, 17" south of frame.
- 7.) 3" Fracture in web of longitudinal in way of channel cut-out, 17" north of frame.
- 8.) 3" Fracture in web of longitudinal in way of channel cut-out, 17" south of frame.
- 9.) 3" Fracture in web of longitudinal in way of channel cut-out, 17" north of frame.
- 10.) 3" Fracture in web of longitudinal in way of channel cut-out, 17" south of frame.
- 11.) 3" Fracture in web of longitudinal in way of channel cut-out, 17" north of frame.
- 12.) 3" Fracture in web of longitudinal in way of channel cut-out, 17" south of frame.
- 13.) 3" Fracture in web of longitudinal in way of channel cut-out, 17" north of frame.
- 14.) 3" Fracture in web of longitudinal in way of channel cut-out, 17" south of frame.



VESSEL: **EUREKA DRY DOCK**

TANK NO. 10 & 24 - FRAME 22

DESCRIPTION: LOOKING NORTH

DRAWN BY: M. SMITH

JOB # A1268

DWG # FRM 22

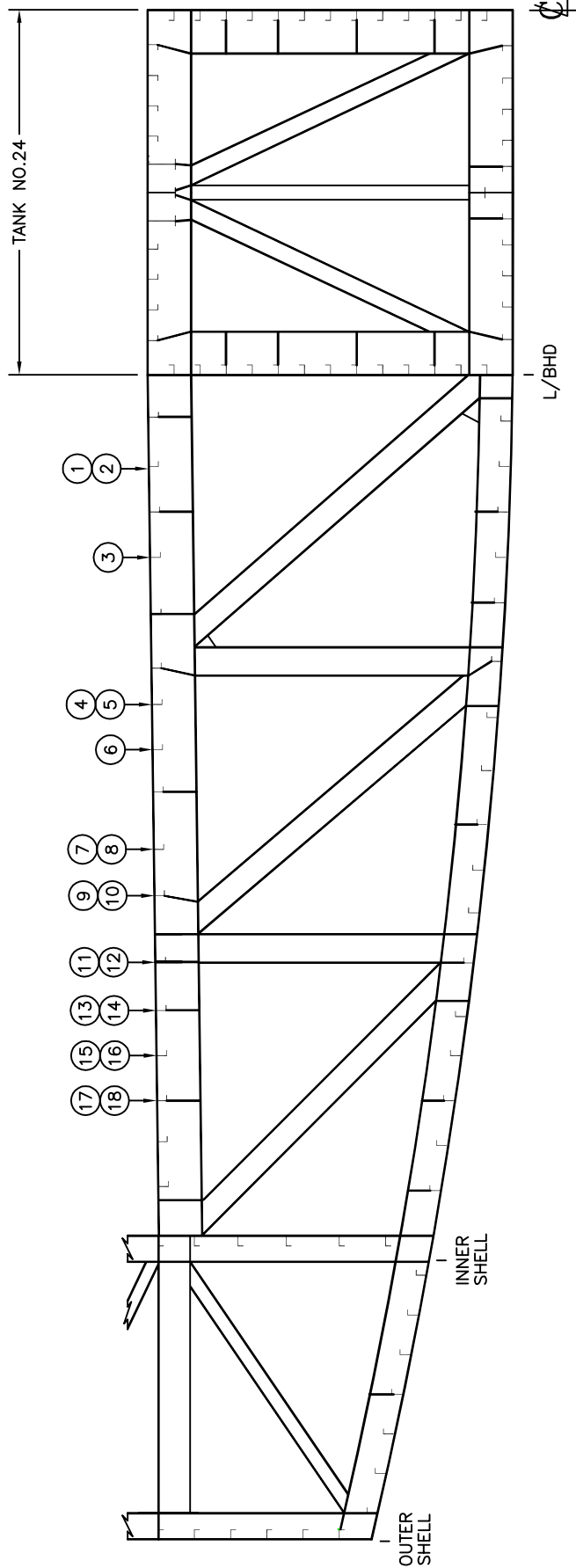
v1.1 DATE: MAY 2015

# INTERNATIONAL INSPECTION Specialists in Nondestructive Examination

## LOCATION DESCRIPTIONS

### FRAME 22

- 1.) 2” Fracture in web of longitudinal in way of channel cut-out, 17” north of frame.
- 2.) 2” Fracture in web of longitudinal in way of channel cut-out, 17” north of frame.
- 3.) 2” Fracture in web of longitudinal in way of channel cut-out, 17” north of frame.
- 4.) 2” Fracture in web of longitudinal in way of channel cut-out, 17” north of frame.
- 5.) 2” Fracture in web of longitudinal in way of channel cut-out, 17” north of frame.
- 6.) 2” Fracture in web of longitudinal in way of channel cut-out, 17” north of frame.



VESSEL: **EUREKA DRY DOCK**

TANK NO. 10 & 24 - FRAME 21  
 DESCRIPTION: LOOKING NORTH

DRAWN BY: M. SMITH

JOB # A1268

DWG # FRM 21

v1.1 DATE: MAY 2015

# INTERNATIONAL INSPECTION Specialists in Nondestructive Examination

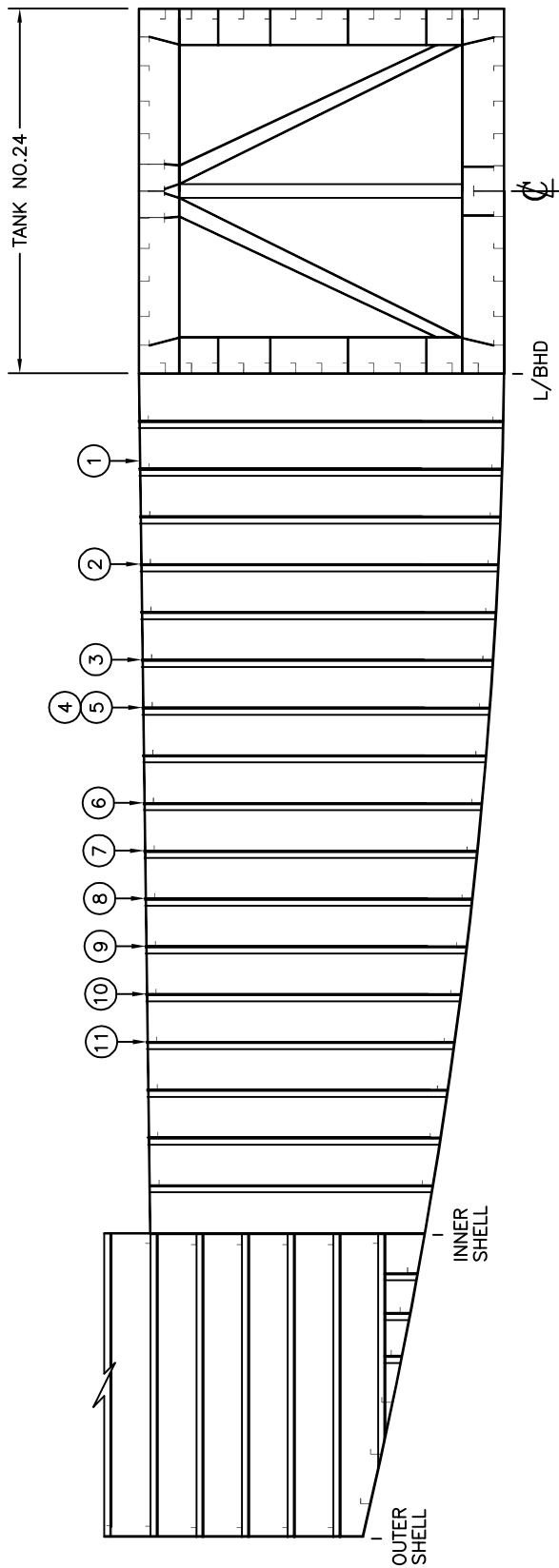
## LOCATION DESCRIPTIONS

### FRAME 21

- 1.) 2"∅ hole in deck plating, 27" north of frame.
- 2.) 1"∅ hole in deck plating, 15" south of frame.
- 3.) 2" Fracture in web of longitudinal in way of channel cut-out, 17" south of frame.
- 4.) 2" Fracture in web of longitudinal in way of channel cut-out, 17" north of frame.
- 5.) 2" Fracture in web of longitudinal in way of channel cut-out, 17" south of frame.
- 6.) 2" Fracture in web of longitudinal in way of channel cut-out, 17" south of frame.
- 7.) 2" Fracture in web of longitudinal in way of channel cut-out, 17" north of frame.
- 8.) 2" Fracture in web of longitudinal in way of channel cut-out, 17" south of frame.
- 9.) 2" Fracture in web of longitudinal in way of channel cut-out, 17" north of frame.
- 10.) 2" Fracture in web of longitudinal in way of channel cut-out, 24" south of frame.
- 11.) 2" Fracture in web of longitudinal in way of channel cut-out, 20" north of frame.
- 12.) 2" Fracture in web of longitudinal in way of channel cut-out, 20" south of frame.
- 13.) 2" Fracture in web of longitudinal in way of channel cut-out, 20" north of frame.
- 14.) 2" Fracture in web of longitudinal in way of channel cut-out, 17" south of frame.



- 15.) 2" Fracture in web of longitudinal in way of channel cut-out, 20" north of frame.
- 16.) 2" Fracture in web of longitudinal in way of channel cut-out, 17" south of frame.
- 17.) 2" Fracture in web of longitudinal in way of channel cut-out, 20" north of frame.
- 18.) 2" Fracture in web of longitudinal in way of channel cut-out, 17" south of frame.



VESSEL: **EUREKA DRY DOCK**

TANK NO.10 & 24 - BULKHEAD 20  
 DESCRIPTION: LOOKING NORTH

DRAWN BY: **W.RAMIREZ**

JOB # **A1268**

DWG # **BHD 20**

v1.1 DATE: **MAY 2015**

# INTERNATIONAL INSPECTION Specialists in Nondestructive Examination

## LOCATION DESCRIPTIONS

### **BULKHEAD 20**

- 1.) Pin hole in deck plating, 24" north of bhd.
- 2.) 2" Fracture in web of longitudinal in way of channel cut-out, 24" north of bhd.
- 3.) 2" Fracture in web of longitudinal in way of channel cut-out, 24" north of bhd.
- 4.) 1"Ø hole in deck plating, 20" north of bulkhead.
- 5.) 1"Ø hole in deck plating, 6" north of bulkhead.
- 6.) 2" Fracture in web of longitudinal in way of channel cut-out, 24" north of bhd.
- 7.) 2" Fracture in web of longitudinal in way of channel cut-out, 24" north of bhd.
- 8.) 2" Fracture in web of longitudinal in way of channel cut-out, 24" north of bhd.
- 9.) 2" Fracture in web of longitudinal in way of channel cut-out, 24" north of bhd.
- 10.) 2" Fracture in web of longitudinal in way of channel cut-out, 24" north of bhd.
- 11.) 2" Fracture in web of longitudinal in way of channel cut-out, 24" north of bhd.



# INTERNATIONAL INSPECTION Specialists in Nondestructive Examination

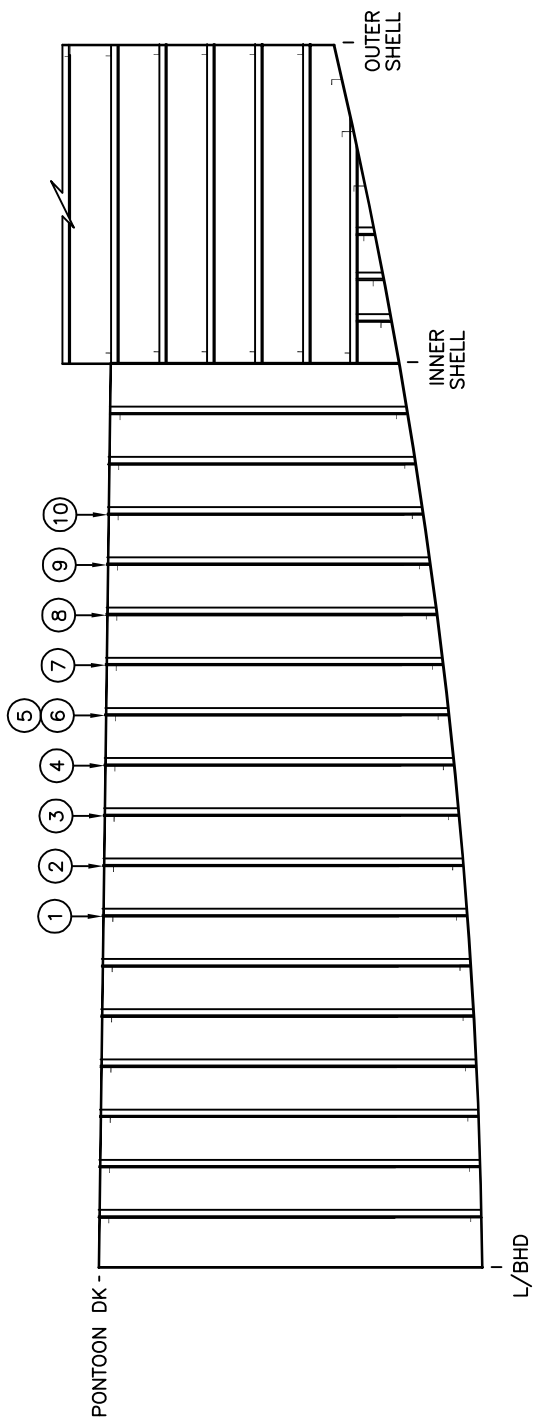
## Tank No. 11

---

Seattle: 3229 S. 148<sup>th</sup> Street, SeaTac, WA 98168 Phone: 206/766-8180 Fax: 206/766-8186  
Portland: 10521 N. Lombard Street, Portland, OR 97203 Phone: 503/283-2668 Fax: 503/283-7656  
Oakland: 1813 Clement Ave., Bldg 24, Alameda, CA 94501 Phone: 510/748-0964 Fax: 510/748-9874  
Los Angeles: 10600 Pioneer Blvd., Unit A, Santa Fe Springs, CA 90670 Phone: 562/944-3166 Fax: 562/944-3114  
San Diego: 2704 Transportation Ave., Unit C, National City, CA 94501 Phone: 619/512-5858 Fax: 619/512-5859

[www.iinspect.com](http://www.iinspect.com)

tank 11 divider - Page 1 of 1



VESSEL: **EUREKA DRY DOCK**

TANK No.11 - BULKHEAD 20  
DESCRIPTION: LOOKING NORTH

DRAWN BY: M.SMITH

JOB # A1268

DWG # BHD 20

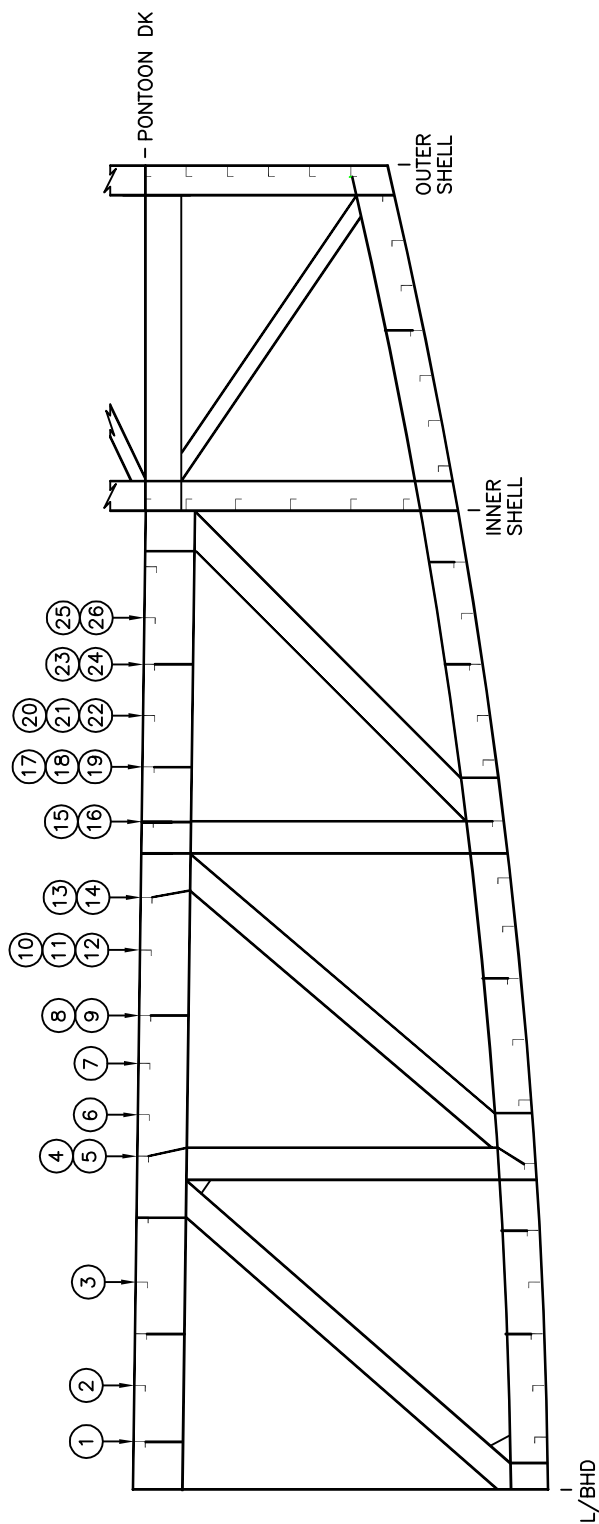
v1.1 DATE: MAY 2015

# INTERNATIONAL INSPECTION Specialists in Nondestructive Examination

## LOCATION DESCRIPTIONS

### **BULKHEAD 20**

- 1.) 2" Fracture in web of longitudinal in way of channel cut-out, 17" south of bulkhead.
- 2.) 2" Fracture in web of longitudinal in way of channel cut-out, 17" south of bulkhead.
- 3.) 2" Fracture in web of longitudinal in way of channel cut-out, 17" south of bulkhead.
- 4.) 2" Fracture in web of longitudinal in way of channel cut-out, 17" south of bulkhead.
- 5.) 10" Fracture in attachment weld of longitudinal starting 24" south of bulkhead.
- 6.) 2" Fracture in web of longitudinal in way of channel cut-out, 17" south of bulkhead.
- 7.) 2" Fracture in web of longitudinal in way of channel cut-out, 17" south of bulkhead.
- 8.) 2" Fracture in web of longitudinal in way of channel cut-out, 17" south of bulkhead.
- 9.) 2" Fracture in web of longitudinal in way of channel cut-out, 17" south of bulkhead.
- 10.) 2" Fracture in web of longitudinal in way of channel cut-out, 17" south of bulkhead.



VESSEL: **EUREKA DRY DOCK**

TANK No.11 - FRAME 19

DESCRIPTION: LOOKING NORTH

DRAWN BY: M.SMITH

JOB # A1268

DWG # FRM 19

v1.1 DATE: MAY 2015

# INTERNATIONAL INSPECTION Specialists in Nondestructive Examination

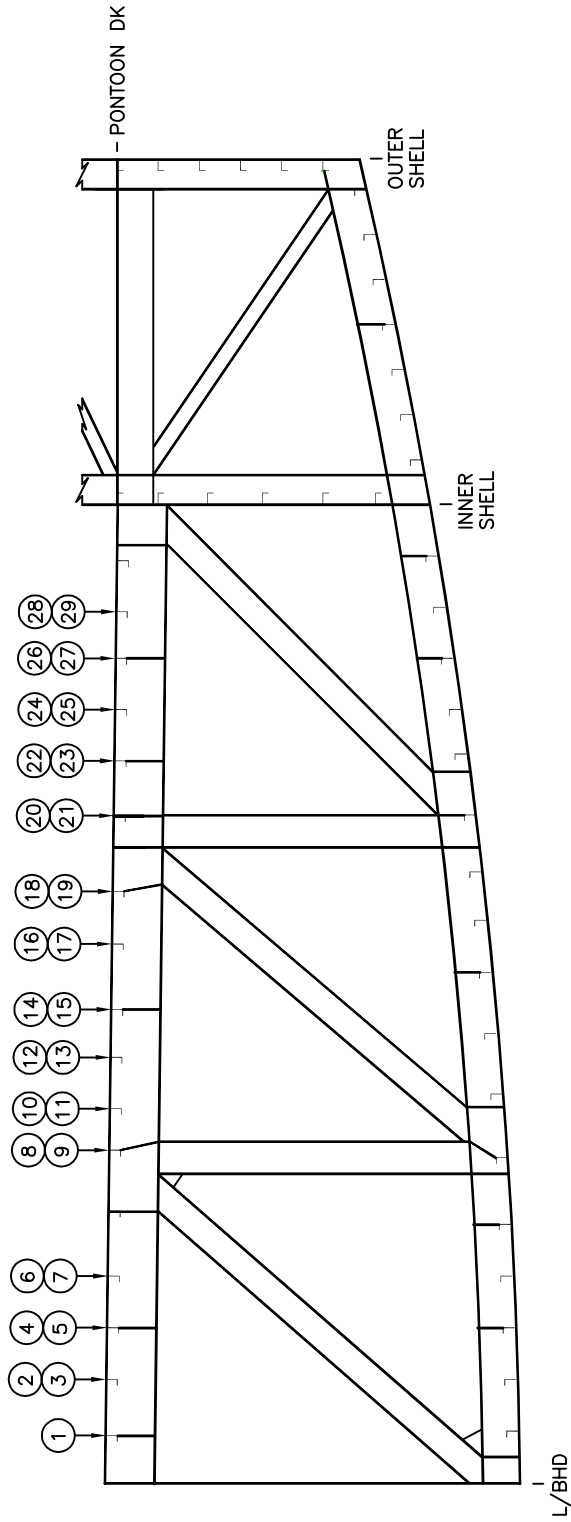
## LOCATION DESCRIPTIONS

### FRAME 19

- 1.) 3" Fracture in web of longitudinal in way of channel cut-out, 17" south of frame.
- 2.) 3" Fracture in web of longitudinal in way of channel cut-out, 17" south of frame.
- 3.) 3" Fracture in web of longitudinal in way of channel cut-out, 17" south of frame.
- 4.) 2" Fracture in web of longitudinal in way of channel cut-out, 17" north of frame.
- 5.) 3" Fracture in web of longitudinal in way of channel cut-out, 17" south of frame.
- 6.) 3" Fracture in web of longitudinal in way of channel cut-out, 17" south of frame.
- 7.) 3" Fracture in web of longitudinal in way of channel cut-out, 17" south of frame.
- 8.) 2" Fracture in web of longitudinal in way of channel cut-out, 17" north of frame.
- 9.) 3" Fracture in web of longitudinal in way of channel cut-out, 17" south of frame.
- 10.) 2" Fracture in web of longitudinal in way of channel cut-out, 17" north of frame.
- 11.) 3" Fracture in web of longitudinal in way of channel cut-out, 17" south of frame.
- 12.) 3" Fracture in web of longitudinal in way of channel cut-out, 20" south of frame.
- 13.) 2" Fracture in web of longitudinal in way of channel cut-out, 17" north of frame.
- 14.) 3" Fracture in web of longitudinal in way of channel cut-out, 17" south of frame.



- 15.) 2" Fracture in web of longitudinal in way of channel cut-out, 17" north of frame.
- 16.) 3" Fracture in web of longitudinal in way of channel cut-out, 17" south of frame.
- 17.) 2" Fracture in web of longitudinal in way of channel cut-out, 17" north of frame.
- 18.) 3" Fracture in web of longitudinal in way of channel cut-out, 17" south of frame.
- 19.) 3" Fracture in web of longitudinal in way of channel cut-out, 20" south of frame.
- 20.) 2" Fracture in web of longitudinal in way of channel cut-out, 17" north of frame.
- 21.) 3" Fracture in web of longitudinal in way of channel cut-out, 17" south of frame.
- 22.) 3" Fracture in web of longitudinal in way of channel cut-out, 20" south of frame.
- 23.) 2" Fracture in web of longitudinal in way of channel cut-out, 17" north of frame.
- 24.) 3" Fracture in web of longitudinal in way of channel cut-out, 17" south of frame.
- 25.) 2" Fracture in web of longitudinal in way of channel cut-out, 17" north of frame.
- 26.) 3" Fracture in web of longitudinal in way of channel cut-out, 17" south of frame.



VESSEL: **EUREKA DRY DOCK**

TANK No.11 - FRAME 18  
 DESCRIPTION: LOOKING NORTH

DRAWN BY: M.SMITH

JOB # A1268

DWG # FRM 18

v1.1 DATE: MAY 2015

# INTERNATIONAL INSPECTION Specialists in Nondestructive Examination

## LOCATION DESCRIPTIONS

### FRAME 18

- 1.) 3” Fracture in web of longitudinal in way of channel cut-out, 17” north of frame.
- 2.) 3” Fracture in web of longitudinal in way of channel cut-out, 17” north of frame.
- 3.) 2” Fracture in web of longitudinal in way of channel cut-out, 17” south of frame.
- 4.) 3” Fracture in web of longitudinal in way of channel cut-out, 17” north of frame.
- 5.) 2” Fracture in web of longitudinal in way of channel cut-out, 17” south of frame.
- 6.) 3” Fracture in web of longitudinal in way of channel cut-out, 17” north of frame.
- 7.) 2” Fracture in web of longitudinal in way of channel cut-out, 17” south of frame.
- 8.) 3” Fracture in web of longitudinal in way of channel cut-out, 17” north of frame.
- 9.) 2” Fracture in web of longitudinal in way of channel cut-out, 17” south of frame.
- 10.) 3” Fracture in web of longitudinal in way of channel cut-out, 17” north of frame.
- 11.) 2” Fracture in web of longitudinal in way of channel cut-out, 17” south of frame.
- 12.) 3” Fracture in web of longitudinal in way of channel cut-out, 17” north of frame.
- 13.) 2” Fracture in web of longitudinal in way of channel cut-out, 17” south of frame.
- 14.) 3” Fracture in web of longitudinal in way of channel cut-out, 17” north of frame.

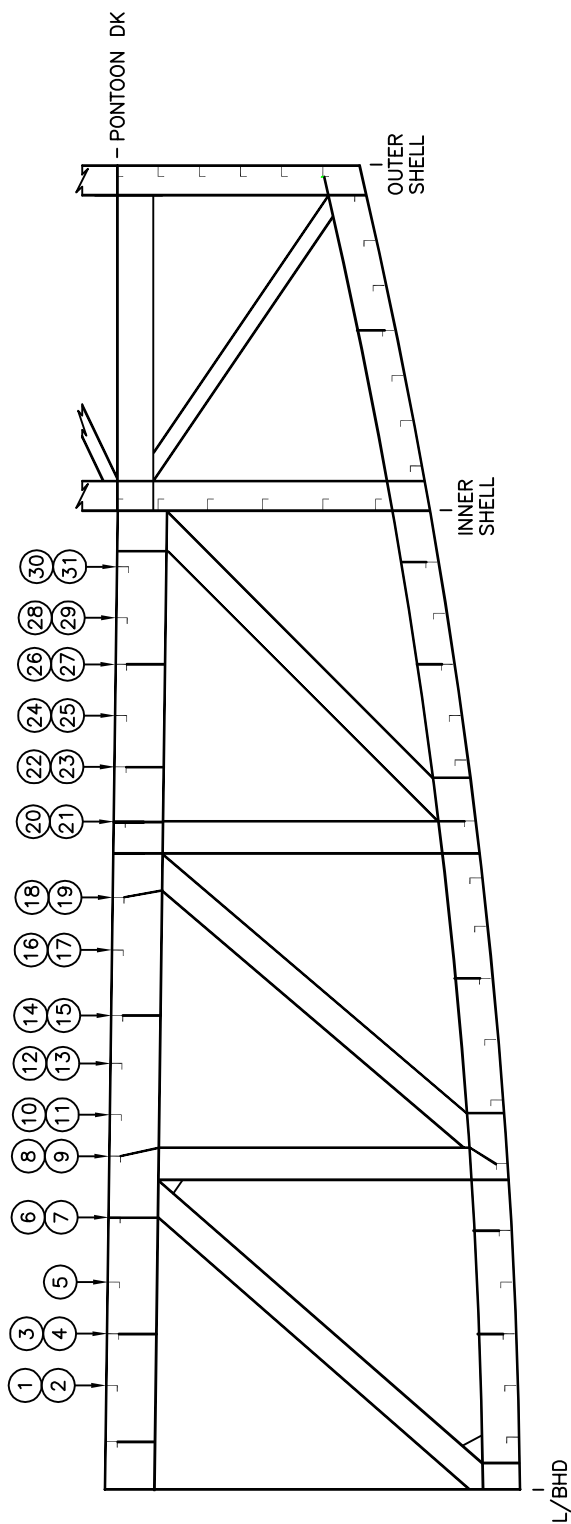




- 15.) 2" Fracture in web of longitudinal in way of channel cut-out, 17" south of frame.
- 16.) 3" Fracture in web of longitudinal in way of channel cut-out, 17" north of frame.
- 17.) 2" Fracture in web of longitudinal in way of channel cut-out, 17" south of frame.
- 18.) 3" Fracture in web of longitudinal in way of channel cut-out, 17" north of frame.
- 19.) 2" Fracture in web of longitudinal in way of channel cut-out, 17" south of frame.
- 20.) 3" Fracture in web of longitudinal in way of channel cut-out, 17" north of frame.
- 21.) 2" Fracture in web of longitudinal in way of channel cut-out, 17" south of frame.
- 22.) 3" Fracture in web of longitudinal in way of channel cut-out, 17" north of frame.
- 23.) 2" Fracture in web of longitudinal in way of channel cut-out, 17" south of frame.
- 24.) 3" Fracture in web of longitudinal in way of channel cut-out, 17" north of frame.
- 25.) 2" Fracture in web of longitudinal in way of channel cut-out, 17" south of frame.
- 26.) 3" Fracture in web of longitudinal in way of channel cut-out, 17" north of frame.
- 27.) 2" Fracture in web of longitudinal in way of channel cut-out, 17" south of frame.



- 28.) 3" Fracture in web of longitudinal in way of channel cut-out, 17" north of frame.
- 29.) 2" Fracture in web of longitudinal in way of channel cut-out, 17" south of frame.



VESSEL: **EUREKA DRY DOCK**

TANK No. 11 - FRAME 17  
 DESCRIPTION: LOOKING NORTH

DRAWN BY: **M.SMITH**

JOB # **A1268**

DWG # **FRM 17**

v1.1 DATE: **MAY 2015**

# INTERNATIONAL INSPECTION Specialists in Nondestructive Examination

## LOCATION DESCRIPTIONS

### FRAME 17

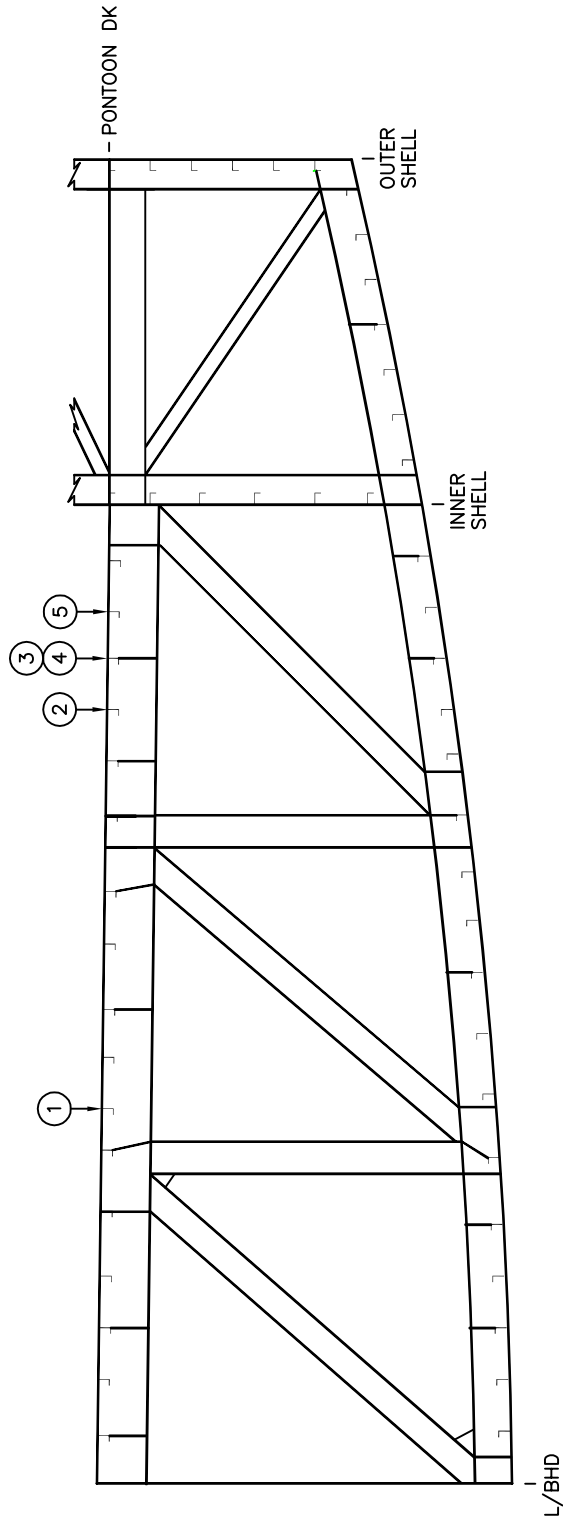
- 1.) 3” Fracture in web of longitudinal in way of channel cut-out, 17” north of frame.
- 2.) 2” Fracture in web of longitudinal in way of channel cut-out, 17” south of frame.
- 3.) 3” Fracture in web of longitudinal in way of channel cut-out, 17” north of frame.
- 4.) 2” Fracture in web of longitudinal in way of channel cut-out, 17” south of frame.
- 5.) 3” Fracture in web of longitudinal in way of channel cut-out, 17” north of frame.
- 6.) 3” Fracture in web of longitudinal in way of channel cut-out, 17” north of frame.
- 7.) 2” Fracture in web of longitudinal in way of channel cut-out, 17” south of frame.
- 8.) 3” Fracture in web of longitudinal in way of channel cut-out, 17” north of frame.
- 9.) 2” Fracture in web of longitudinal in way of channel cut-out, 17” south of frame.
- 10.) 3” Fracture in web of longitudinal in way of channel cut-out, 17” north of frame.
- 11.) 2” Fracture in web of longitudinal in way of channel cut-out, 17” south of frame.
- 12.) 3” Fracture in web of longitudinal in way of channel cut-out, 17” north of frame.
- 13.) 2” Fracture in web of longitudinal in way of channel cut-out, 17” south of frame.
- 14.) 3” Fracture in web of longitudinal in way of channel cut-out, 17” north of frame.



- 15.) 2" Fracture in web of longitudinal in way of channel cut-out, 17" south of frame.
- 16.) 3" Fracture in web of longitudinal in way of channel cut-out, 17" north of frame.
- 17.) 2" Fracture in web of longitudinal in way of channel cut-out, 17" south of frame.
- 18.) 3" Fracture in web of longitudinal in way of channel cut-out, 17" north of frame.
- 19.) 2" Fracture in web of longitudinal in way of channel cut-out, 17" south of frame.
- 20.) 3" Fracture in web of longitudinal in way of channel cut-out, 17" north of frame.
- 21.) 2" Fracture in web of longitudinal in way of channel cut-out, 17" south of frame.
- 22.) 3" Fracture in web of longitudinal in way of channel cut-out, 17" north of frame.
- 23.) 2" Fracture in web of longitudinal in way of channel cut-out, 17" south of frame.
- 24.) 3" Fracture in web of longitudinal in way of channel cut-out, 17" north of frame.
- 25.) 2" Fracture in web of longitudinal in way of channel cut-out, 17" south of frame.
- 26.) 3" Fracture in web of longitudinal in way of channel cut-out, 17" north of frame.
- 27.) 2" Fracture in web of longitudinal in way of channel cut-out, 17" south of frame.



- 28.) 3" Fracture in web of longitudinal in way of channel cut-out, 17" north of frame.
- 29.) 2" Fracture in web of longitudinal in way of channel cut-out, 17" south of frame.
- 30.) 3" Fracture in web of longitudinal in way of channel cut-out, 17" north of frame.
- 31.) 2" Fracture in web of longitudinal in way of channel cut-out, 17" south of frame.



VESSEL: **EUREKA DRY DOCK**

TANK No.11 - FRAME 16  
 DESCRIPTION: LOOKING NORTH

DRAWN BY: M.SMITH

JOB # A1268

DWG # FRM 16

v1.1 DATE: MAY 2015

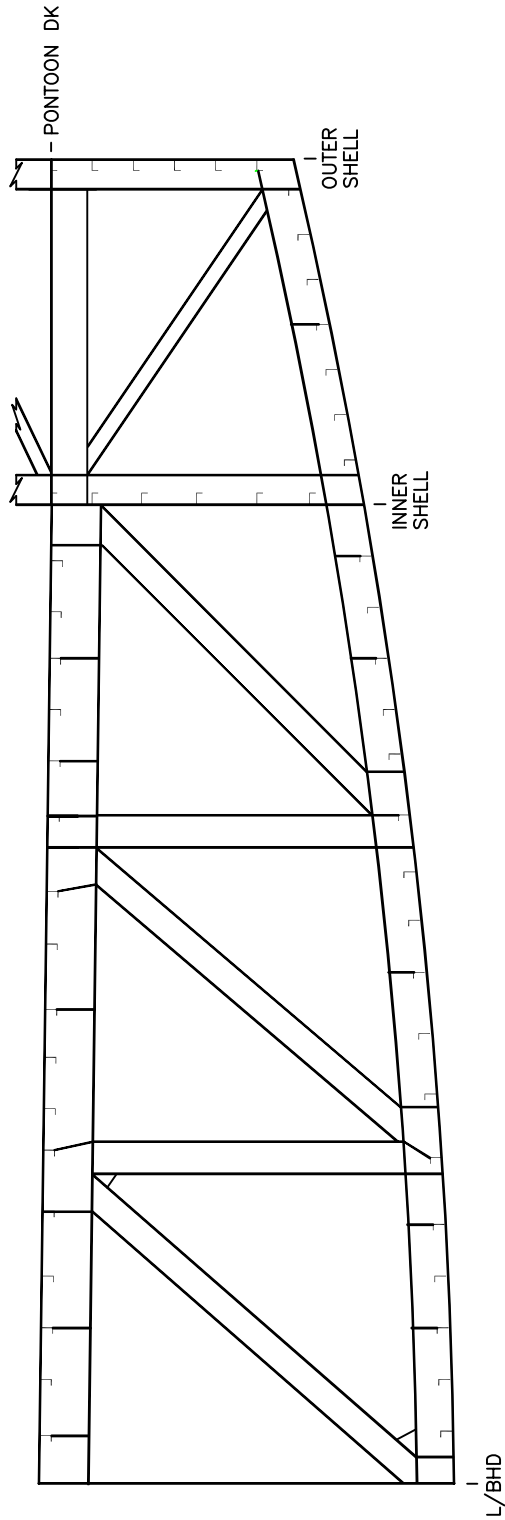
# INTERNATIONAL INSPECTION Specialists in Nondestructive Examination

## LOCATION DESCRIPTIONS

### FRAME 16

- 1.) 3” Fracture in web of longitudinal in way of channel cut-out, 17” north of frame.
- 2.) 10” Fracture in attachment weld of longitudinal starting 24” north of frame.
- 3.) 10” Fracture in attachment weld of longitudinal starting 24” north of frame.
- 4.) 3” Fracture in web of longitudinal in way of channel cut-out, 17” north of frame.
- 5.) 10” Fracture in attachment weld of longitudinal starting 24” north of frame.





VESSEL: **EUREKA DRY DOCK**

TANK No.11 - FRAME 15  
DESCRIPTION: LOOKING NORTH

DRAWN BY: M.SMITH

JOB # A1268

DWG # FRM 15

v1.1

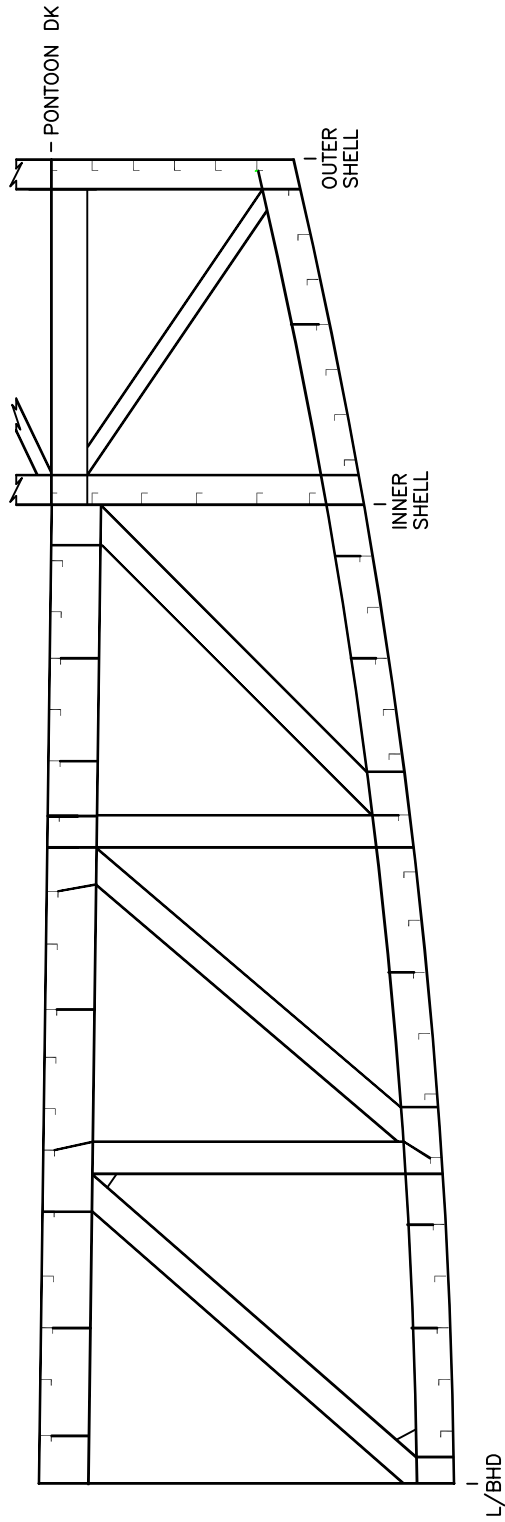
DATE: MAY 2015

# INTERNATIONAL INSPECTION Specialists in Nondestructive Examination

## LOCATION DESCRIPTIONS

### FRAME 15

No visual indications found at time of survey.



VESSEL: **EUREKA DRY DOCK**

TANK No.11 - FRAME 14  
DESCRIPTION: LOOKING NORTH

DRAWN BY: J. RHODES

JOB # A1268

DWG # FRM 14

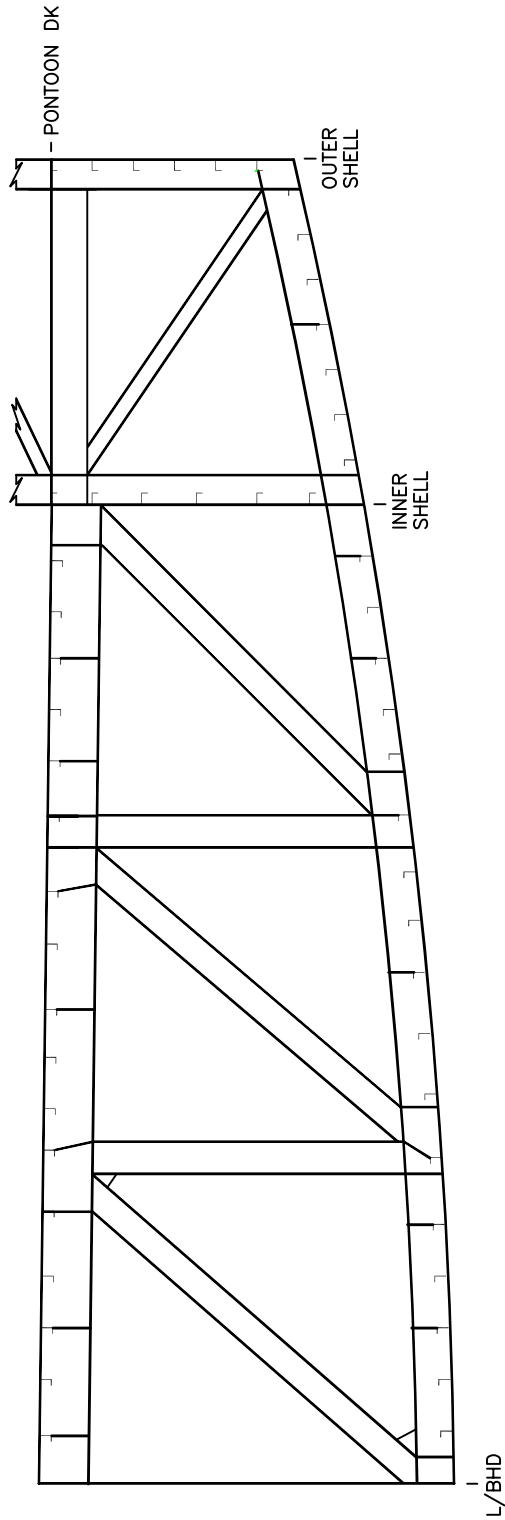
v1.1 DATE: MAY 2015

# INTERNATIONAL INSPECTION Specialists in Nondestructive Examination

## LOCATION DESCRIPTIONS

### FRAME 14

No visual indications found at time of survey.



VESSEL: **EUREKA DRY DOCK**

TANK No.11 - FRAME 13  
DESCRIPTION: LOOKING NORTH

DRAWN BY: M.SMITH

JOB # A1268

DWG # FRM 13

v1.1

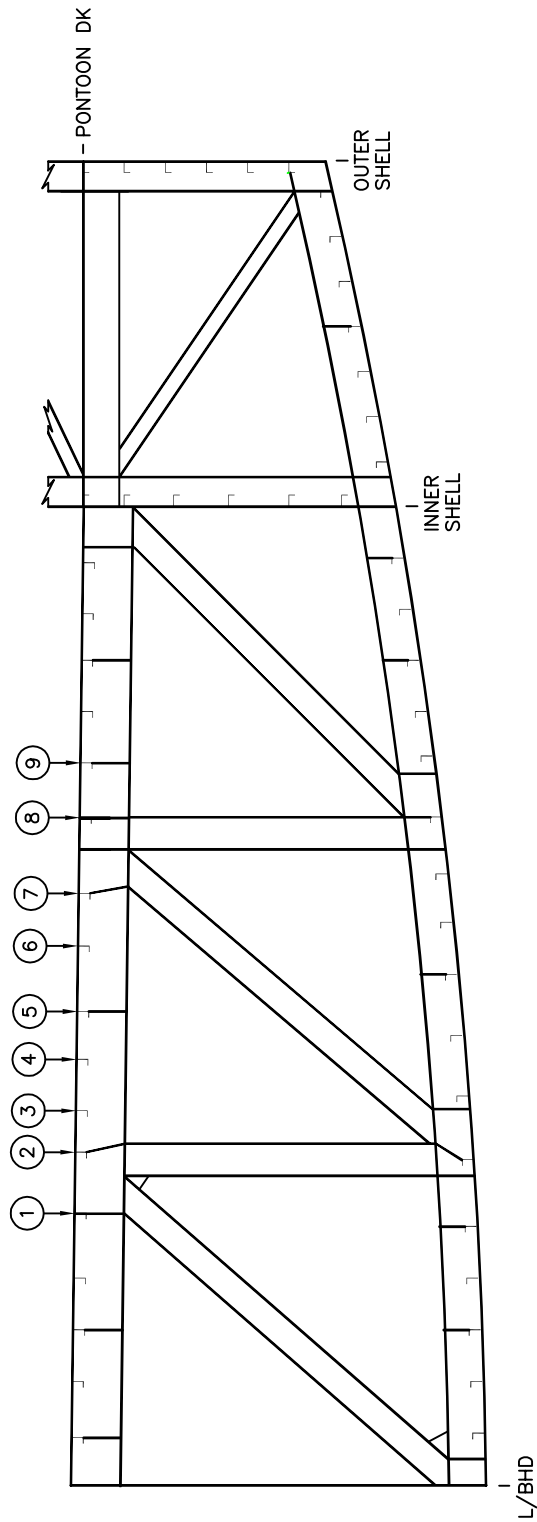
DATE: MAY 2015

# INTERNATIONAL INSPECTION Specialists in Nondestructive Examination

## LOCATION DESCRIPTIONS

### FRAME 13

No visual indications found at time of survey.



VESSEL: **EUREKA DRY DOCK**

TANK No.11 - FRAME 12  
 DESCRIPTION: LOOKING NORTH

DRAWN BY: **M.SMITH**

JOB # **A1268**

DWG # **FRM 12**

v1.1 DATE: **MAY 2015**

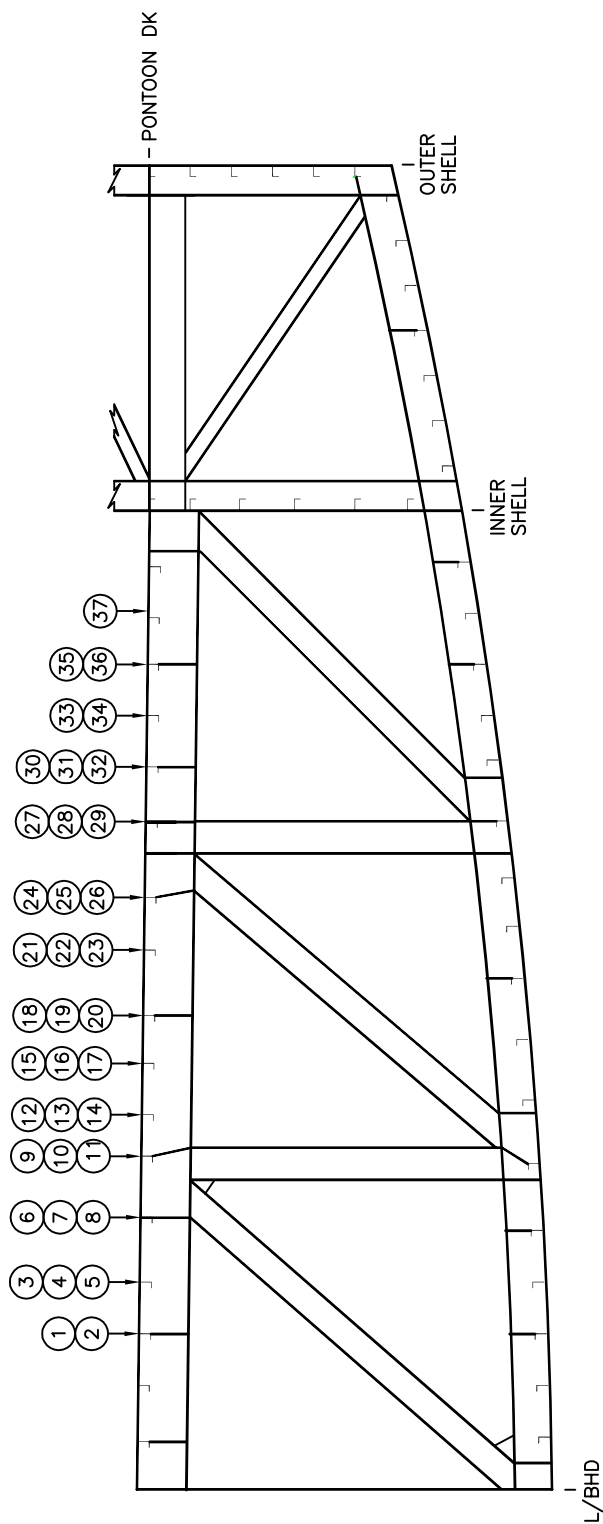
# INTERNATIONAL INSPECTION Specialists in Nondestructive Examination

## LOCATION DESCRIPTIONS

### FRAME 12

- 1.) 3” Fracture in web of longitudinal in way of channel cut-out, 17” south of frame.
- 2.) 3” Fracture in web of longitudinal in way of channel cut-out, 17” south of frame.
- 3.) 3” Fracture in web of longitudinal in way of channel cut-out, 17” south of frame.
- 4.) 3” Fracture in web of longitudinal in way of channel cut-out, 17” south of frame.
- 5.) 3” Fracture in web of longitudinal in way of channel cut-out, 17” south of frame.
- 6.) 3” Fracture in web of longitudinal in way of channel cut-out, 17” south of frame.
- 7.) 3” Fracture in web of longitudinal in way of channel cut-out, 17” south of frame.
- 8.) 3” Fracture in web of longitudinal in way of channel cut-out, 17” south of frame.
- 9.) 3” Fracture in web of longitudinal in way of channel cut-out, 17” south of frame.





VESSEL: **EUREKA DRY DOCK**

TANK No.11 - FRAME 11  
 DESCRIPTION: LOOKING NORTH

DRAWN BY: M.SMITH

JOB # A1268

DWG # FRM 11

v1.1 DATE: MAY 2015

# INTERNATIONAL INSPECTION Specialists in Nondestructive Examination

## LOCATION DESCRIPTIONS

### FRAME 11

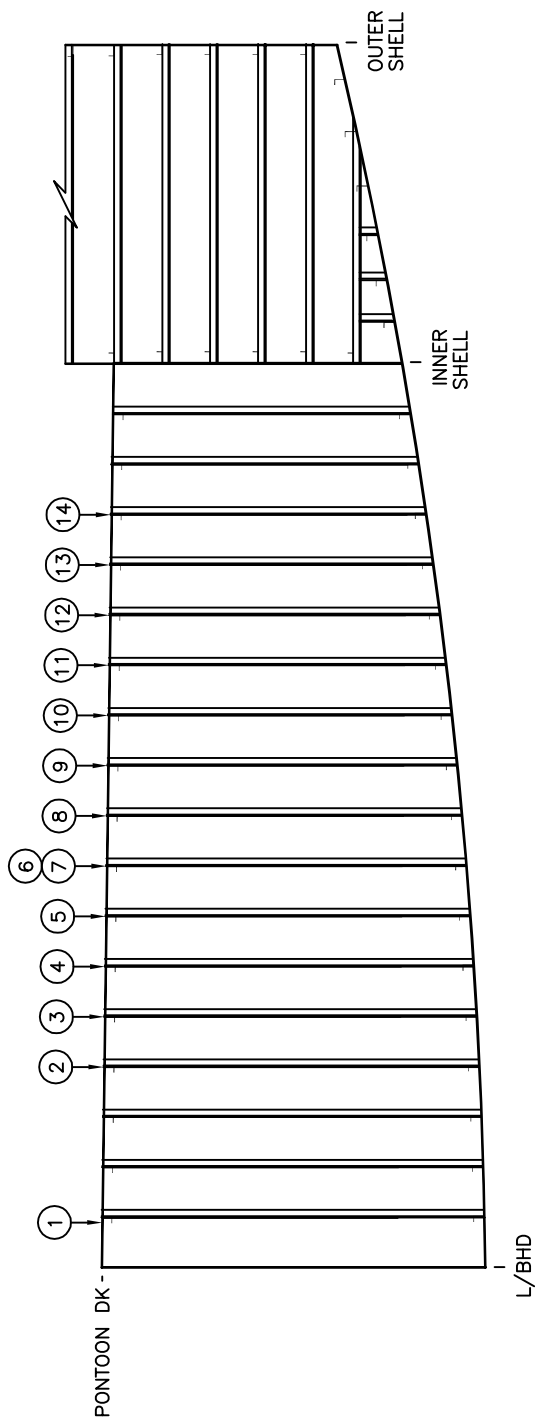
- 1.) 3” Fracture in web of longitudinal in way of channel cut-out, 17” south of frame.
- 2.) 3” Fracture in web of longitudinal in way of channel cut-out, 34” south of frame.
- 3.) 3” Fracture in web of longitudinal in way of channel cut-out, 35” north of frame.
- 4.) 3” Fracture in web of longitudinal in way of channel cut-out, 17” south of frame.
- 5.) 3” Fracture in web of longitudinal in way of channel cut-out, 34” south of frame.
- 6.) 3” Fracture in web of longitudinal in way of channel cut-out, 35” north of frame.
- 7.) 3” Fracture in web of longitudinal in way of channel cut-out, 17” south of frame.
- 8.) 3” Fracture in web of longitudinal in way of channel cut-out, 34” south of frame.
- 9.) 3” Fracture in web of longitudinal in way of channel cut-out, 35” north of frame.
- 10.) 3” Fracture in web of longitudinal in way of channel cut-out, 17” south of frame.
- 11.) 3” Fracture in web of longitudinal in way of channel cut-out, 34” south of frame.
- 12.) 3” Fracture in web of longitudinal in way of channel cut-out, 35” north of frame.
- 13.) 3” Fracture in web of longitudinal in way of channel cut-out, 17” south of frame.
- 14.) 3” Fracture in web of longitudinal in way of channel cut-out, 34” south of frame.



- 15.) 3" Fracture in web of longitudinal in way of channel cut-out, 35" north of frame.
- 16.) 3" Fracture in web of longitudinal in way of channel cut-out, 17" south of frame.
- 17.) 3" Fracture in web of longitudinal in way of channel cut-out, 34" south of frame.
- 18.) 3" Fracture in web of longitudinal in way of channel cut-out, 35" north of frame.
- 19.) 3" Fracture in web of longitudinal in way of channel cut-out, 17" south of frame.
- 20.) 3" Fracture in web of longitudinal in way of channel cut-out, 34" south of frame.
- 21.) 3" Fracture in web of longitudinal in way of channel cut-out, 35" north of frame.
- 22.) 3" Fracture in web of longitudinal in way of channel cut-out, 17" south of frame.
- 23.) 3" Fracture in web of longitudinal in way of channel cut-out, 34" south of frame.
- 24.) 3" Fracture in web of longitudinal in way of channel cut-out, 35" north of frame.
- 25.) 3" Fracture in web of longitudinal in way of channel cut-out, 17" south of frame.
- 26.) 3" Fracture in web of longitudinal in way of channel cut-out, 34" south of frame.
- 27.) 3" Fracture in web of longitudinal in way of channel cut-out, 35" north of frame.



- 28.) 3" Fracture in web of longitudinal in way of channel cut-out, 17" south of frame.
- 29.) 3" Fracture in web of longitudinal in way of channel cut-out, 34" south of frame.
- 30.) 3" Fracture in web of longitudinal in way of channel cut-out, 35" north of frame.
- 31.) 3" Fracture in web of longitudinal in way of channel cut-out, 17" south of frame.
- 32.) 3" Fracture in web of longitudinal in way of channel cut-out, 34" south of frame.
- 33.) 3" Fracture in web of longitudinal in way of channel cut-out, 17" south of frame.
- 34.) 3" Fracture in web of longitudinal in way of channel cut-out, 34" south of frame.
- 35.) 3" Fracture in web of longitudinal in way of channel cut-out, 17" south of frame.
- 36.) 3" Fracture in web of longitudinal in way of channel cut-out, 34" south of frame.
- 37.) 3"Ø hole in deck plating, 6" north of frame.



VESSEL: **EUREKA DRY DOCK**

TANK No.11 - BULKHEAD 10  
 DESCRIPTION: LOOKING NORTH

DRAWN BY: M.SMITH

JOB # A1268

DWG # BHD 10

v1.1 DATE: MAY 2015

# INTERNATIONAL INSPECTION Specialists in Nondestructive Examination

## LOCATION DESCRIPTIONS

### **BULKHEAD 10**

- 1.) ½” $\varnothing$  hole in deck plating, 2” north of bulkhead.
- 2.) 4” Fracture in web of longitudinal in way of channel cut-out, 17” north of bulkhead.
- 3.) 4” Fracture in web of longitudinal in way of channel cut-out, 17” north of bulkhead.
- 4.) 4” Fracture in web of longitudinal in way of channel cut-out, 17” north of bulkhead.
- 5.) 4” Fracture in web of longitudinal in way of channel cut-out, 17” north of bulkhead.
- 6.) ½” $\varnothing$  hole in deck plating, 10” north of bulkhead.
- 7.) 4” Fracture in web of longitudinal in way of channel cut-out, 17” north of bulkhead.
- 8.) 4” Fracture in web of longitudinal in way of channel cut-out, 17” north of bulkhead.
- 9.) 4” Fracture in web of longitudinal in way of channel cut-out, 17” north of bulkhead.
- 10.) 4” Fracture in web of longitudinal in way of channel cut-out, 17” north of bulkhead.
- 11.) 4” Fracture in web of longitudinal in way of channel cut-out, 17” north of bulkhead.



- 12.) 4" Fracture in web of longitudinal in way of channel cut-out, 17" north of bulkhead.
- 13.) 4" Fracture in web of longitudinal in way of channel cut-out, 17" north of bulkhead.
- 14.) 4" Fracture in web of longitudinal in way of channel cut-out, 17" north of bulkhead.

# INTERNATIONAL INSPECTION Specialists in Nondestructive Examination

**Tank No. 12, 24, & 25**

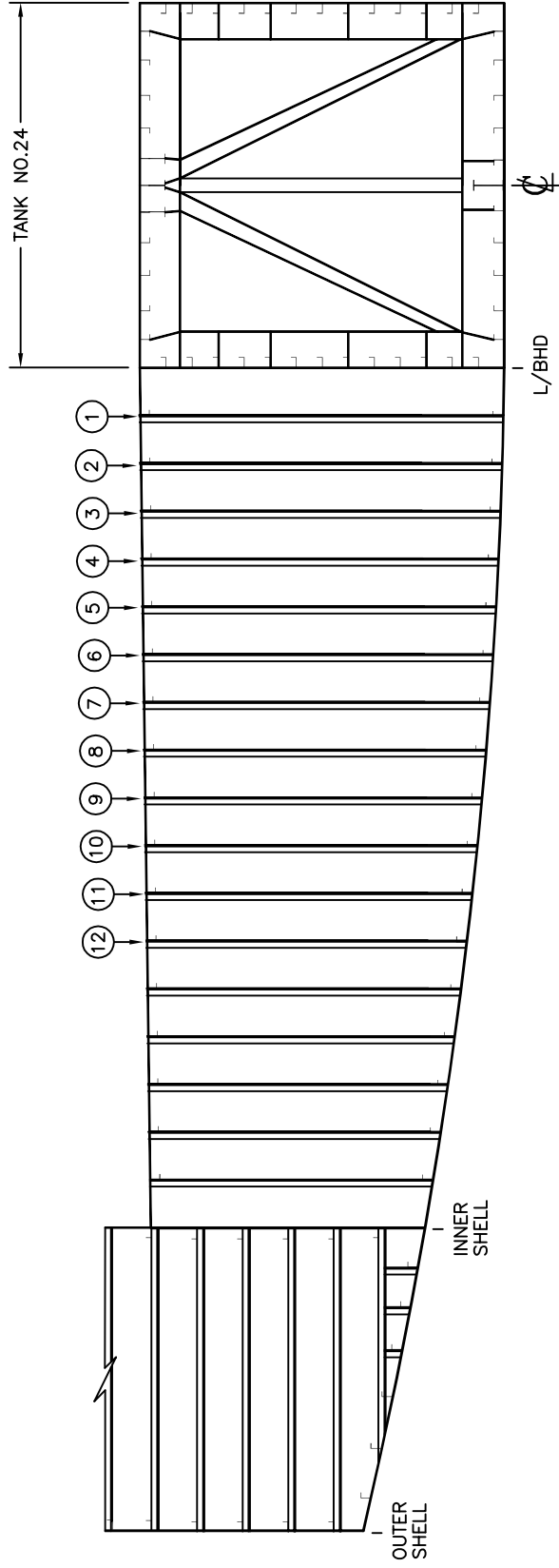
---

Seattle: 3229 S. 148<sup>th</sup> Street, SeaTac, WA 98168 Phone: 206/766-8180 Fax: 206/766-8186  
Portland: 10521 N. Lombard Street, Portland, OR 97203 Phone: 503/283-2668 Fax: 503/283-7656  
Oakland: 1813 Clement Ave., Bldg 24, Alameda, CA 94501 Phone: 510/748-0964 Fax: 510/748-9874  
Los Angeles: 10600 Pioneer Blvd., Unit A, Santa Fe Springs, CA 90670 Phone: 562/944-3166 Fax: 562/944-3114  
San Diego: 2704 Transportation Ave., Unit C, National City, CA 94501 Phone: 619/512-5858 Fax: 619/512-5859

[www.iinspect.com](http://www.iinspect.com)

tank 12 divider – Page 1 of 1





VESSEL: **EUREKA DRY DOCK**

TANK NO.12 & 24 - BULKHEAD 20  
 DESCRIPTION: LOOKING NORTH

DRAWN BY: **W.RAMIREZ**

JOB # **A1268**

DWG # **BHD 20**

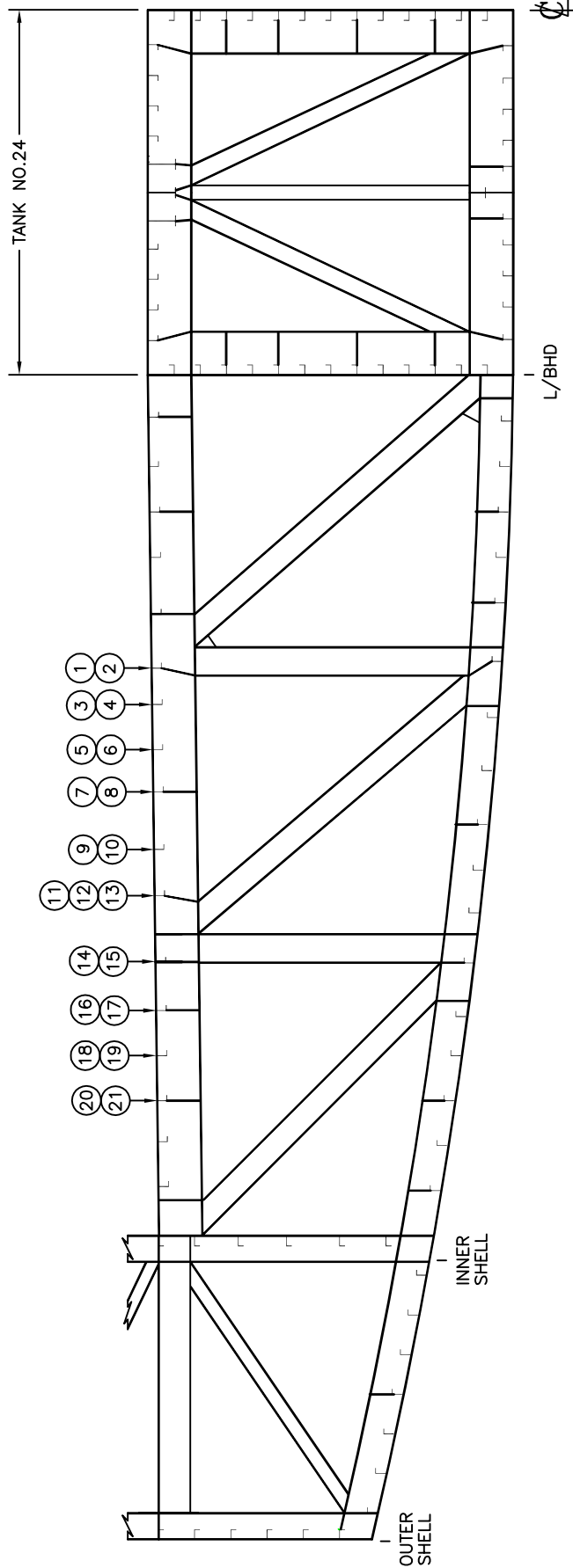
v1.1 DATE: **MAY 2015**

# INTERNATIONAL INSPECTION Specialists in Nondestructive Examination

## LOCATION DESCRIPTIONS

### **BULKHEAD 20**

- 1.) 3” Fracture in web of longitudinal in way of channel cut-out, 17” south of frame.
- 2.) 3” Fracture in web of longitudinal in way of channel cut-out, 17” south of frame.
- 3.) 3” Fracture in web of longitudinal in way of channel cut-out, 17” south of frame.
- 4.) 3” Fracture in web of longitudinal in way of channel cut-out, 17” south of frame.
- 5.) 3” Fracture in web of longitudinal in way of channel cut-out, 17” south of frame.
- 6.) 3” Fracture in web of longitudinal in way of channel cut-out, 17” south of frame.
- 7.) 3” Fracture in web of longitudinal in way of channel cut-out, 17” south of frame.
- 8.) 3” Fracture in web of longitudinal in way of channel cut-out, 17” south of frame.
- 9.) 3” Fracture in web of longitudinal in way of channel cut-out, 17” south of frame.
- 10.) 3” Fracture in web of longitudinal in way of channel cut-out, 17” south of frame.
- 11.) 3” Fracture in web of longitudinal in way of channel cut-out, 17” south of frame.
- 12.) 3” Fracture in web of longitudinal in way of channel cut-out, 17” south of frame.



VESSEL: **EUREKA DRY DOCK**

TANK NO. 12 & 24 - FRAME 19

DESCRIPTION: LOOKING NORTH

DRAWN BY: M. SMITH

JOB # A1268

DWG # FRM 19

v1.1 DATE: MAY 2015

# INTERNATIONAL INSPECTION Specialists in Nondestructive Examination

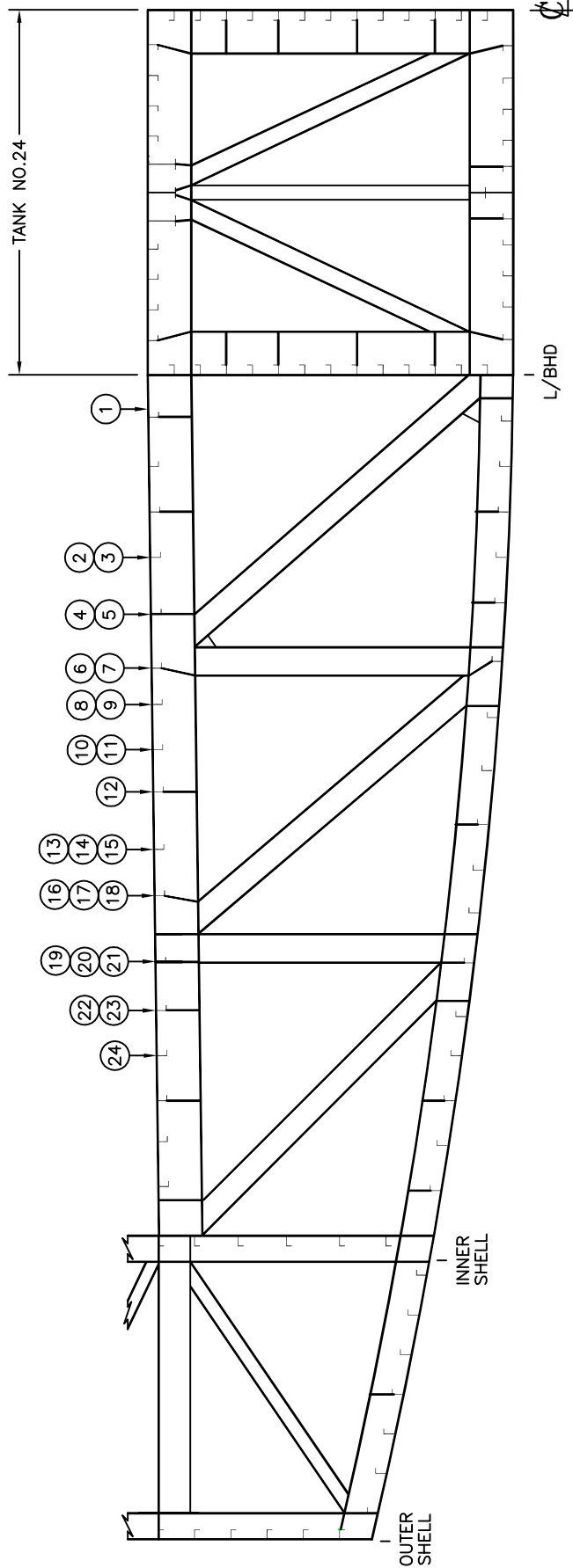
## LOCATION DESCRIPTIONS

### FRAME 19

- 1.) 3” Fracture in web of longitudinal in way of channel cut-out, 17” north of frame.
- 2.) 3” Fracture in web of longitudinal in way of channel cut-out, 17” south of frame.
- 3.) 3” Fracture in web of longitudinal in way of channel cut-out, 17” north of frame.
- 4.) 3” Fracture in web of longitudinal in way of channel cut-out, 17” south of frame.
- 5.) 3” Fracture in web of longitudinal in way of channel cut-out, 17” north of frame.
- 6.) 3” Fracture in web of longitudinal in way of channel cut-out, 17” south of frame.
- 7.) 3” Fracture in web of longitudinal in way of channel cut-out, 17” north of frame.
- 8.) 3” Fracture in web of longitudinal in way of channel cut-out, 17” south of frame.
- 9.) 3” Fracture in web of longitudinal in way of channel cut-out, 17” north of frame.
- 10.) 3” Fracture in web of longitudinal in way of channel cut-out, 17” south of frame.
- 11.) 3” Fracture in web of longitudinal in way of channel cut-out, 17” north of frame.
- 12.) 3” Fracture in web of longitudinal in way of channel cut-out, 17” south of frame.
- 13.) Pinhole on deck plating in way of wrap weld, 23” south of frame.
- 14.) 3” Fracture in web of longitudinal in way of channel cut-out, 17” north of frame.
- 15.) 3” Fracture in web of longitudinal in way of channel cut-out, 17” south of frame.



- 16.) 3" Fracture in web of longitudinal in way of channel cut-out, 17" north of frame.
- 17.) 3" Fracture in web of longitudinal in way of channel cut-out, 17" south of frame.
- 18.) 3" Fracture in web of longitudinal in way of channel cut-out, 17" north of frame.
- 19.) 3" Fracture in web of longitudinal in way of channel cut-out, 17" south of frame.
- 20.) 3" Fracture in web of longitudinal in way of channel cut-out, 17" north of frame.
- 21.) 3" Fracture in web of longitudinal in way of channel cut-out, 17" south of frame.



VESSEL: **EUREKA DRY DOCK**

TANK NO. 12 & 24 - FRAME 18

DESCRIPTION: LOOKING NORTH

DRAWN BY: W. RAMIREZ

JOB # A1268

DWG # FRM 18

v1.1 DATE: MAY 2015

# INTERNATIONAL INSPECTION Specialists in Nondestructive Examination

## LOCATION DESCRIPTIONS

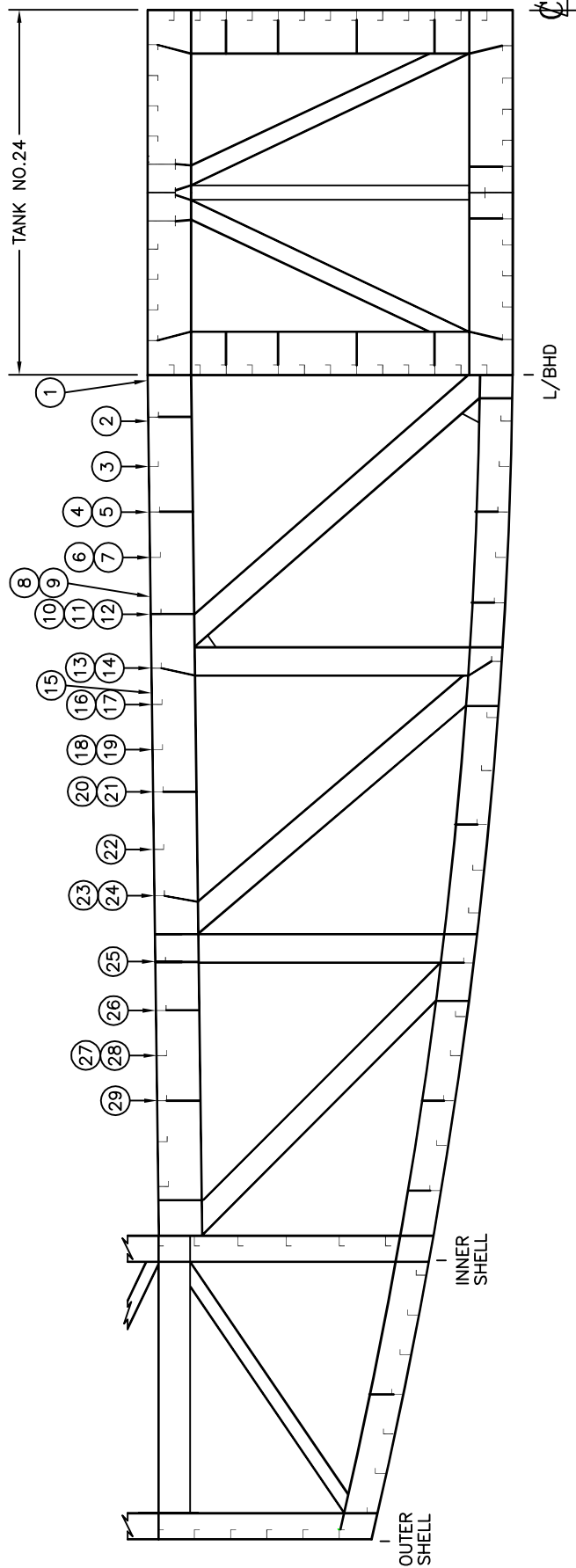
### FRAME 18

- 1.) 2" diameter hole on deck plating, 20" south of frame.
- 2.) 3" Fracture in web of longitudinal in way of channel cut-out, 17" south of frame.
- 3.) 3" Fracture in web of longitudinal in way of channel cut-out, 17" north of frame.
- 4.) 3" Fracture in web of longitudinal in way of channel cut-out, 17" south of frame.
- 5.) 3" Fracture in web of longitudinal in way of channel cut-out, 17" north of frame.
- 6.) 3" Fracture in web of longitudinal in way of channel cut-out, 17" south of frame.
- 7.) 3" Fracture in web of longitudinal in way of channel cut-out, 17" north of frame.
- 8.) 3" Fracture in web of longitudinal in way of channel cut-out, 17" south of frame.
- 9.) 3" Fracture in web of longitudinal in way of channel cut-out, 17" north of frame.
- 10.) 3" Fracture in web of longitudinal in way of channel cut-out, 17" south of frame.
- 11.) 3" Fracture in web of longitudinal in way of channel cut-out, 17" north of frame.
- 12.) 3" Fracture in web of longitudinal in way of channel cut-out, 17" north of frame.
- 13.) 3" Fracture in web of longitudinal in way of channel cut-out, 17" south of frame.
- 14.) 3" Fracture in web of longitudinal in way of channel cut-out, 17" north of frame.
- 15.) Pinhole on deck plating in way of wrap weld, 17" north of frame.



- 16.) 3" Fracture in web of longitudinal in way of channel cut-out, 17" south of frame.
- 17.) 3" Fracture in web of longitudinal in way of channel cut-out, 17" north of frame.
- 18.) Multiple holes on deck plating, 20" south of frame.
- 19.) 3" Fracture in web of longitudinal in way of channel cut-out, 17" south of frame.
- 20.) 3" Fracture in web of longitudinal in way of channel cut-out, 17" north of frame.
- 21.) ½" hole on deck plating in way of wrap weld, 6" north of frame.
- 22.) 3" Fracture in web of longitudinal in way of channel cut-out, 17" south of frame.
- 23.) 3" Fracture in web of longitudinal in way of channel cut-out, 17" north of frame.
- 24.) 3" Fracture in web of longitudinal in way of channel cut-out, 17" north of frame.





VESSEL: **EUREKA DRY DOCK**

TANK NO. 12 & 24 - FRAME 17

DESCRIPTION: LOOKING NORTH

DRAWN BY: M. SMITH

JOB # A1268

DWG # FRM 17

v1.1 DATE: MAY 2015

# INTERNATIONAL INSPECTION Specialists in Nondestructive Examination

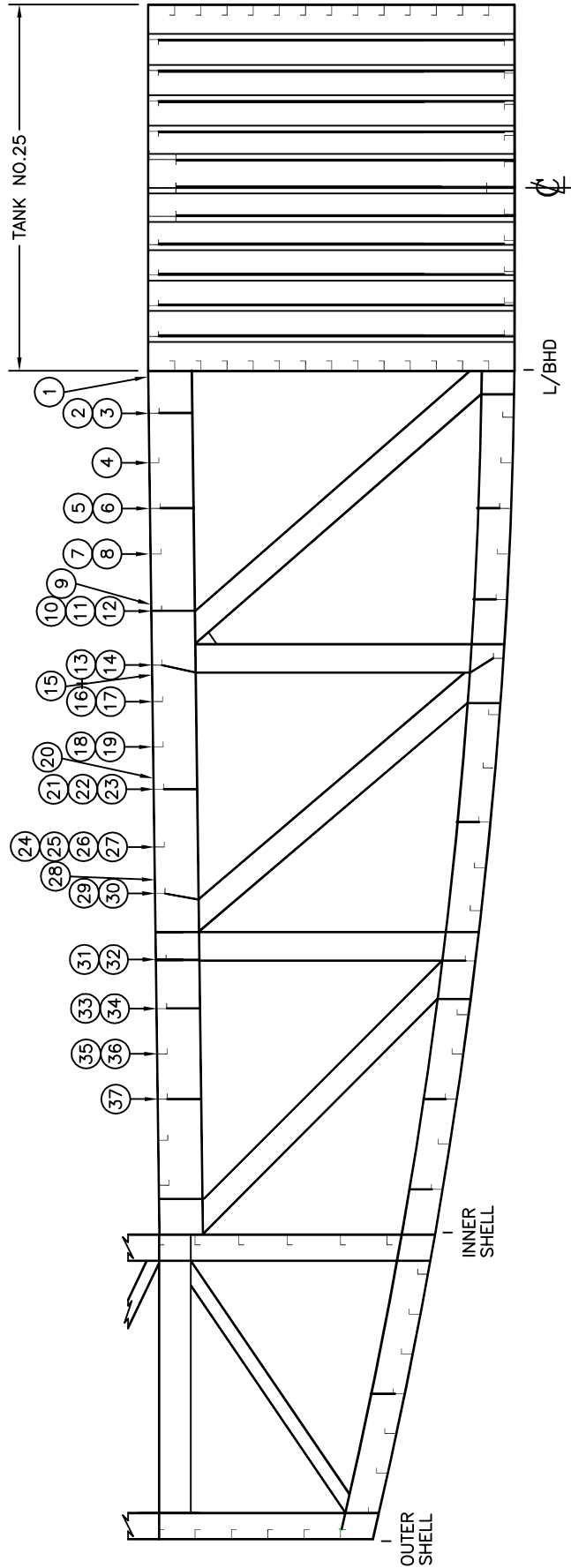
## LOCATION DESCRIPTIONS

### FRAME 17

- 1.) 2" diameter hole on deck plating, 6" south of frame.
- 2.) 1" diameter hole on deck plating, 12" north of frame.
- 3.) 1" diameter hole on deck plating in way of wrap weld, 6" south of frame.
- 4.) 2" diameter hole on deck plating in way of wrap weld, 6" south of frame.
- 5.) 2" diameter hole on deck plating, 3" north of frame.
- 6.) 2" Fracture in web of longitudinal in way of channel cut-out, 17" north of frame.
- 7.) 2" Fracture in web of longitudinal in way of channel cut-out, 17" south of frame.
- 8.) 1" diameter hole on deck plating, 23" north of frame.
- 9.) ½" diameter hole on deck plating, 17" south of frame.
- 10.) ½" diameter hole on deck plating, 6" south of frame.
- 11.) 2" Fracture in web of longitudinal in way of channel cut-out, 17" south of frame.
- 12.) 2" Fracture in web of longitudinal in way of channel cut-out, 17" north of frame.
- 13.) 2" Fracture in web of longitudinal in way of channel cut-out, 17" south of frame.
- 14.) 2" Fracture in web of longitudinal in way of channel cut-out, 17" north of frame.
- 15.) ½" diameter hole on deck plating, 34" south of frame.



- 16.) 2" Fracture in web of longitudinal in way of channel cut-out, 17" south of frame.
- 17.) 2" Fracture in web of longitudinal in way of channel cut-out, 17" north of frame.
- 18.) 2" Fracture in web of longitudinal in way of channel cut-out, 17" south of frame.
- 19.) 2" Fracture in web of longitudinal in way of channel cut-out, 17" north of frame.
- 20.) 2" Fracture in web of longitudinal in way of channel cut-out, 17" south of frame.
- 21.) 2" Fracture in web of longitudinal in way of channel cut-out, 17" north of frame.
- 22.) 2" Fracture in web of longitudinal in way of channel cut-out, 17" north of frame.
- 23.) 2" Fracture in web of longitudinal in way of channel cut-out, 17" north of frame.
- 24.) 3" diameter hole on deck plating in way of wrap weld, 6" south of frame.
- 25.) 2" Fracture in web of longitudinal in way of channel cut-out, 17" south of frame.
- 26.) 2" Fracture in web of longitudinal in way of channel cut-out, 17" north of frame.
- 27.) 2" Fracture in web of longitudinal in way of channel cut-out, 17" north of frame.
- 28.) 1" diameter hole on deck plating in way of wrap weld, 23" north of frame.
- 29.) 2" Fracture in web of longitudinal in way of channel cut-out, 17" north of frame.



VESSEL: **EUREKA DRY DOCK**

TANK No.12 & 25 - FRAME 16

DESCRIPTION: LOOKING NORTH

DRAWN BY: W. RAMIREZ

JOB # A1268

DWG # FRM 16

v1.1

DATE: MAY 2015

# INTERNATIONAL INSPECTION Specialists in Nondestructive Examination

## LOCATION DESCRIPTIONS

### FRAME 16

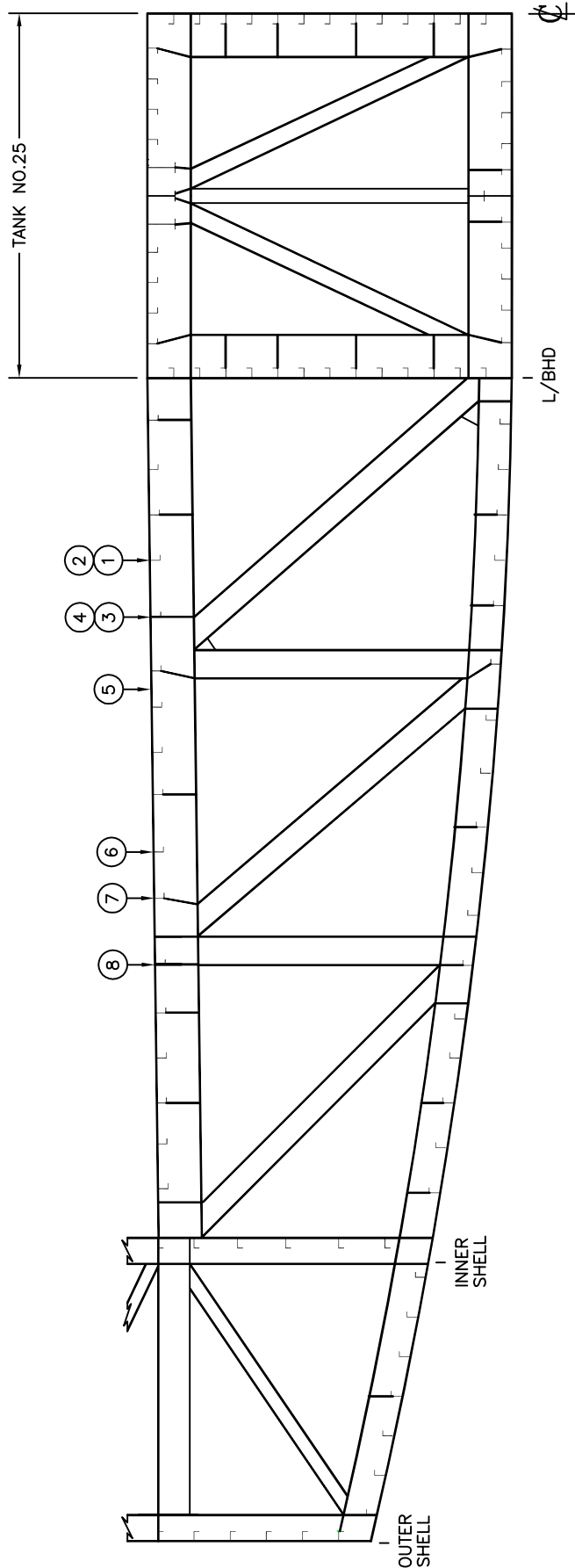
- 1.) 3" diameter hole on deck plating, 6" north of frame.
- 2.) 1" diameter hole on deck plating, 6" south of frame.
- 3.) 2" diameter hole on deck plating in way of wrap weld, 6" north of frame.
- 4.) 1" diameter hole on deck plating in way of wrap weld, 6" north of frame.
- 5.) 1" diameter hole on deck plating in way of wrap weld, 6" north of frame.
- 6.) 3" Fracture in web of longitudinal in way of channel cut-out, 17" north of frame.
- 7.) 3" Fracture in web of longitudinal in way of channel cut-out, 17" north of frame.
- 8.) 2" Fracture in web of longitudinal in way of channel cut-out, 17" south of frame.
- 9.) 1" diameter hole on deck plating, 24" south of frame.
- 10.) 1" diameter hole on deck plating in way of wrap weld, 32" south of frame.
- 11.) 1" diameter hole on deck plating in way of wrap weld, 17" south of frame
- 12.) 2" Fracture in web of longitudinal in way of channel cut-out, 17" south of frame.
- 13.) 3" Fracture in web of longitudinal in way of channel cut-out, 17" north of frame.
- 14.) 2" Fracture in web of longitudinal in way of channel cut-out, 17" south of frame.
- 15.) ½" diameter hole on deck plating in way of wrap weld, 32" south of frame.
- 16.) 3" Fracture in web of longitudinal in way of channel cut-out, 17" north of frame.



- 17.) 2" Fracture in web of longitudinal in way of channel cut-out, 17" south of frame.
- 18.) 3" Fracture in web of longitudinal in way of channel cut-out, 17" north of frame.
- 19.) 2" Fracture in web of longitudinal in way of channel cut-out, 17" south of frame.
- 20.) Pinhole on deck plating, 30" north of frame.
- 21.) Pinhole on deck plating in way of wrap weld, 32" south of frame.
- 22.) 3" Fracture in web of longitudinal in way of channel cut-out, 17" north of frame.
- 23.) 2" Fracture in web of longitudinal in way of channel cut-out, 17" south of frame.
- 24.) 2" diameter hole on deck plating in way of wrap weld, 6" south of frame.
- 25.) 1" diameter hole on deck plating in way of wrap weld, 32" south of frame.
- 26.) 3" Fracture in web of longitudinal in way of channel cut-out, 17" north of frame.
- 27.) 2" Fracture in web of longitudinal in way of channel cut-out, 17" south of frame.
- 28.) 2" diameter hole on deck plating, 32" north of frame.
- 29.) 3" Fracture in web of longitudinal in way of channel cut-out, 17" north of frame.
- 30.) 2" Fracture in web of longitudinal in way of channel cut-out, 17" south of frame.
- 31.) 3" Fracture in web of longitudinal in way of channel cut-out, 17" north of frame.
- 32.) 2" Fracture in web of longitudinal in way of channel cut-out, 17" south of frame.



- 33.) 3" Fracture in web of longitudinal in way of channel cut-out, 17" north of frame.
- 34.) 2" Fracture in web of longitudinal in way of channel cut-out, 17" south of frame.
- 35.) 3" Fracture in web of longitudinal in way of channel cut-out, 17" north of frame.
- 36.) 2" Fracture in web of longitudinal in way of channel cut-out, 17" south of frame.
- 37.) 3" Fracture in web of longitudinal in way of channel cut-out, 17" north of frame.



VESSEL: **EUREKA DRY DOCK**

TANK NO. 12 & 25 - FRAME 15

DESCRIPTION: LOOKING NORTH

DRAWN BY: W. RAMIREZ

JOB # A1268

DWG # FRM 15

v1.1 DATE: MAY 2015

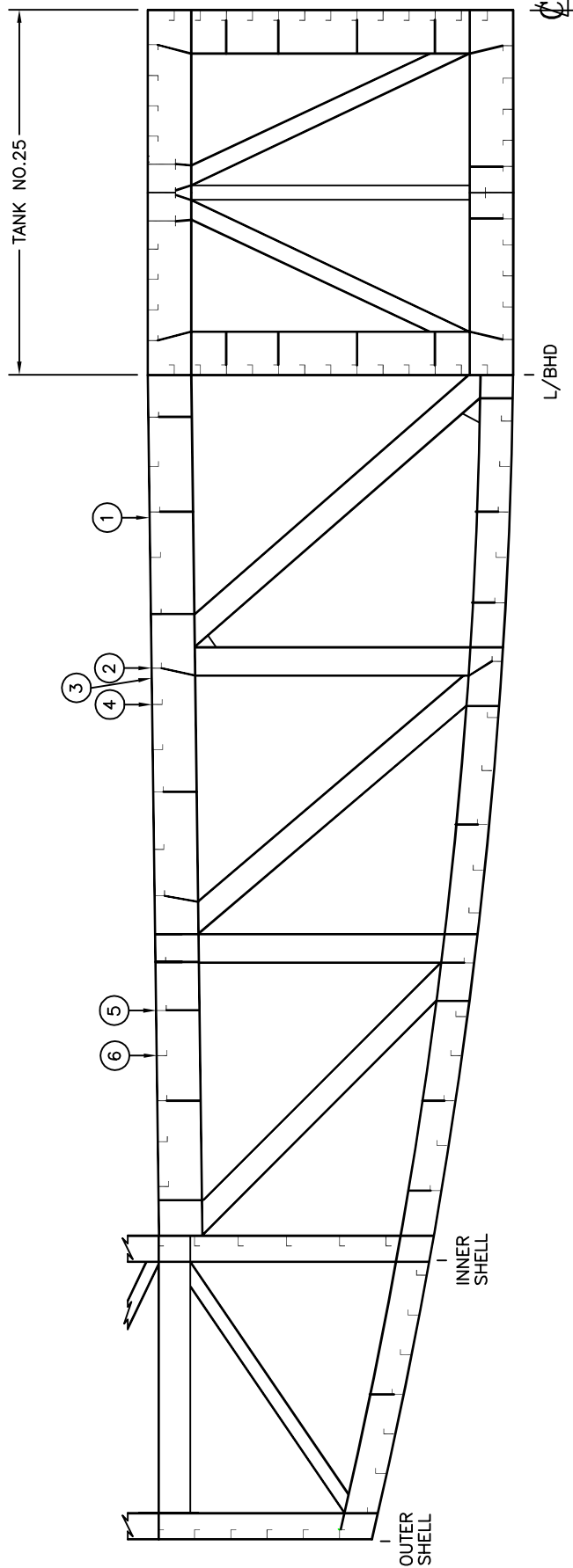


# INTERNATIONAL INSPECTION Specialists in Nondestructive Examination

## LOCATION DESCRIPTIONS

### FRAME 15

- 1.) 2" diameter hole on deck plating, 6" north of frame.
- 2.) 4" Fracture in web of longitudinal in way of channel cut-out, 17" south of frame.
- 3.) 1" diameter hole on deck plating in way of wrap weld, 17" south of frame.
- 4.) 4" Fracture in web of longitudinal in way of channel cut-out, 17" south of frame.
- 5.) ½" diameter hole on deck plating, 30" south of frame.
- 6.) 4" Fracture in web of longitudinal in way of channel cut-out, 17" south of frame.
- 7.) 4" Fracture in web of longitudinal in way of channel cut-out, 17" south of frame.
- 8.) 4" Fracture in web of longitudinal in way of channel cut-out, 17" south of frame.



VESSEL: **EUREKA DRY DOCK**

TANK NO. 12 & 25 - FRAME 14  
 DESCRIPTION: LOOKING NORTH

DRAWN BY: W. RAMIREZ

JOB # A1268

DWG # FRM 14

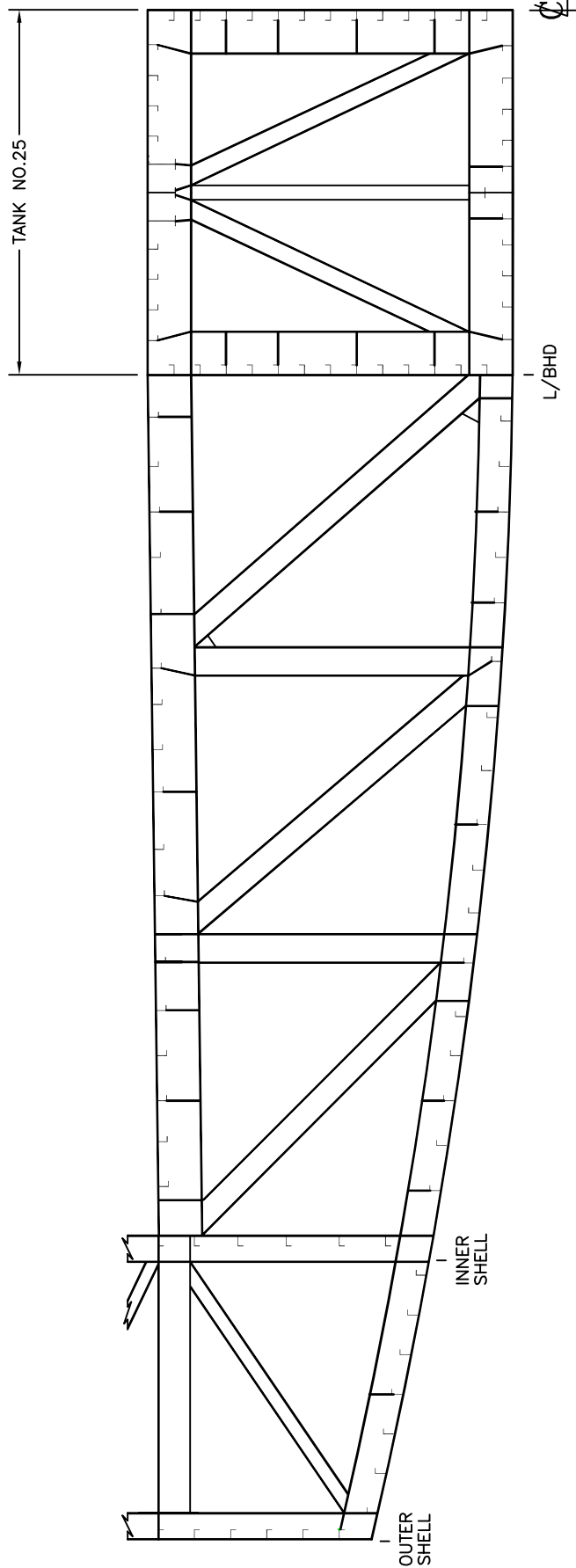
v1.1 DATE: MAY 2015

# INTERNATIONAL INSPECTION Specialists in Nondestructive Examination

## LOCATION DESCRIPTIONS

### FRAME 14

- 1.) 2" diameter hole on deck plating, 48" north of frame.
- 2.) 3" Fracture in web of longitudinal in way of channel cut-out, 17" north of frame.
- 3.) 1" diameter hole on deck plating, 40" north of frame.
- 4.) 3" Fracture in web of longitudinal in way of channel cut-out, 17" north of frame.
- 5.) 3" Fracture in web of longitudinal in way of channel cut-out, 17" north of frame.
- 6.) 3" Fracture in web of longitudinal in way of channel cut-out, 17" north of frame.



VESSEL: **EUREKA DRY DOCK**

TANK NO. 12 & 25 - FRAME 13

DESCRIPTION: LOOKING NORTH

DRAWN BY: W. RAMIREZ

JOB # A1268

DWG # FRM 13

v1.1

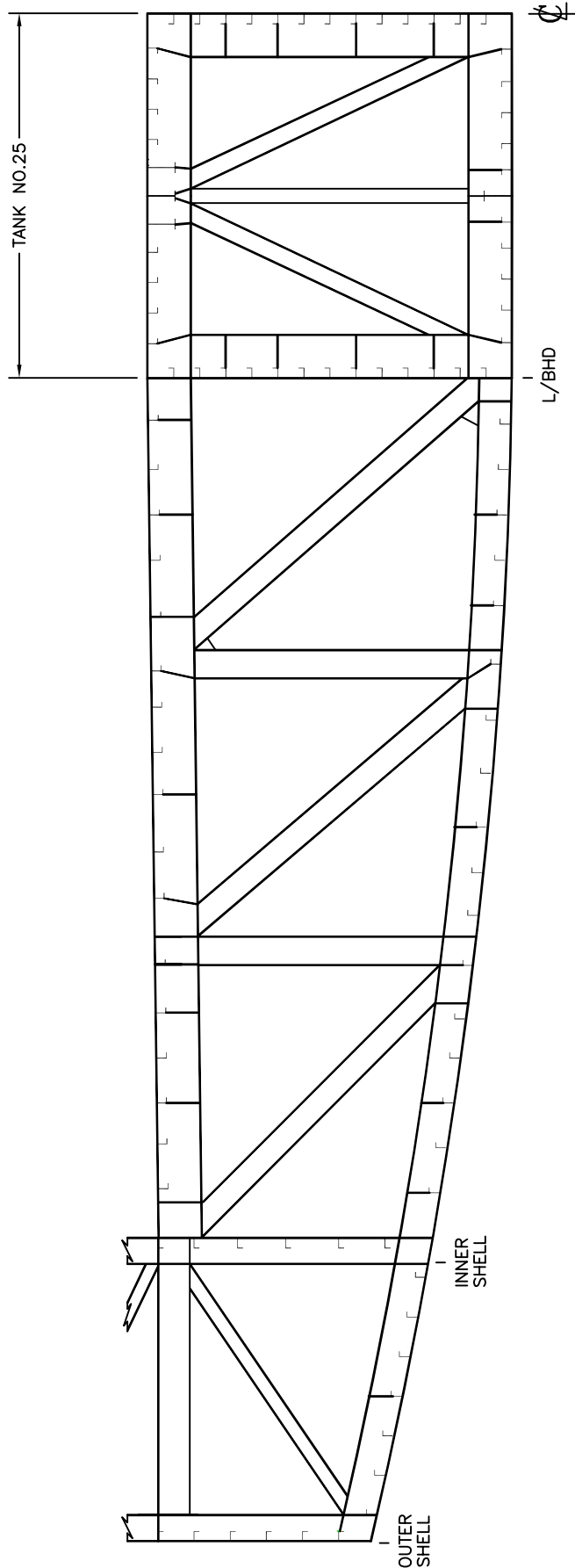
DATE: MAY 2015

# INTERNATIONAL INSPECTION Specialists in Nondestructive Examination

LOCATION DESCRIPTIONS

**FRAME 13**

**No visual indications found at time of survey.**



VESSEL: **EUREKA DRY DOCK**

TANK NO. 12 & 25 - FRAME 12

DESCRIPTION: LOOKING NORTH

DRAWN BY: W. RAMIREZ

JOB # A1268

DWG # FRM 12

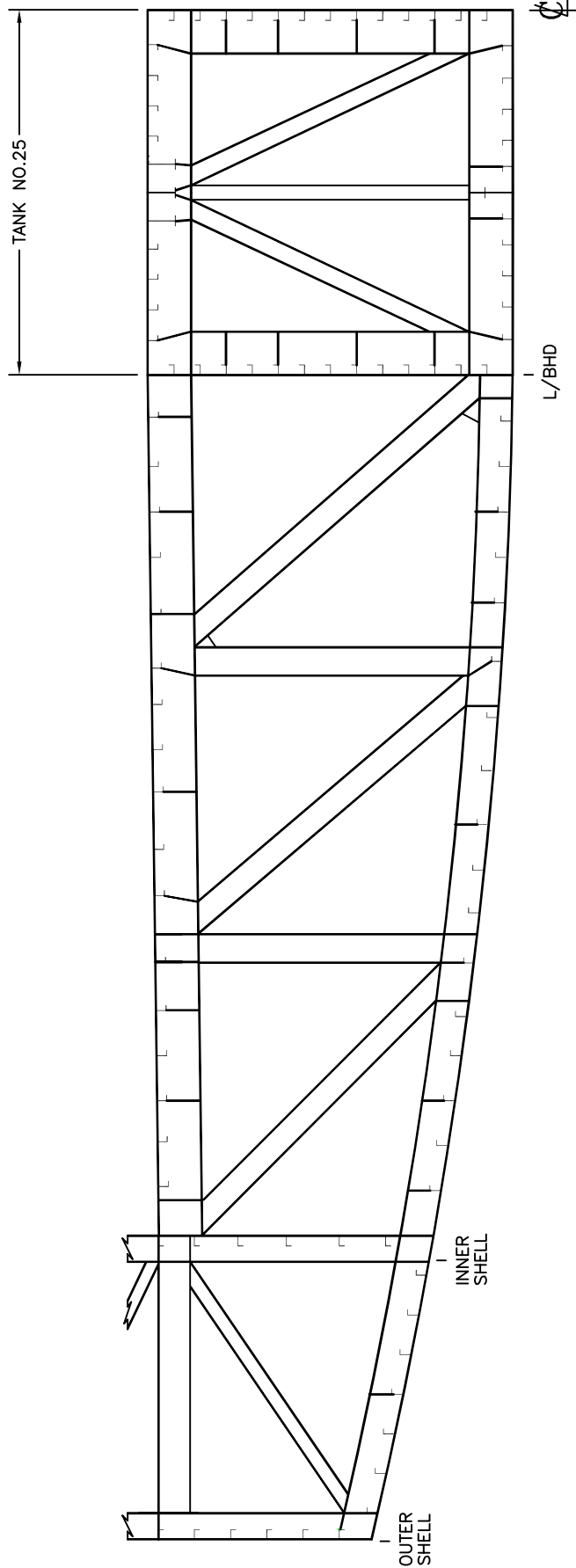
v1.1 DATE: MAY 2015

# INTERNATIONAL INSPECTION Specialists in Nondestructive Examination

LOCATION DESCRIPTIONS

**FRAME 12**

**No visual indications found at time of survey.**



VESSEL: **EUREKA DRY DOCK**

TANK NO. 12 & 25 - FRAME 11

DESCRIPTION: LOOKING NORTH

DRAWN BY: W. RAMIREZ

JOB # A1268

DWG # FRM 11

v1.1 DATE: MAY 2015




# INTERNATIONAL INSPECTION Specialists in Nondestructive Examination

## LOCATION DESCRIPTIONS

### FRAME 11

**No visual indications found at time of survey.**



VESSEL: **EUREKA DRY DOCK**

TANK NO.12 & 25 - BULKHEAD 10  
 DESCRIPTION: LOOKING NORTH

DRAWN BY: W.RAMIREZ

JOB # A1268

DWG # BHD 10

v1.1 DATE: MAY 2015

# INTERNATIONAL INSPECTION Specialists in Nondestructive Examination

## LOCATION DESCRIPTIONS

### **BULKHEAD 10**

**No visual indications found at time of survey.**

# INTERNATIONAL INSPECTION Specialists in Nondestructive Examination

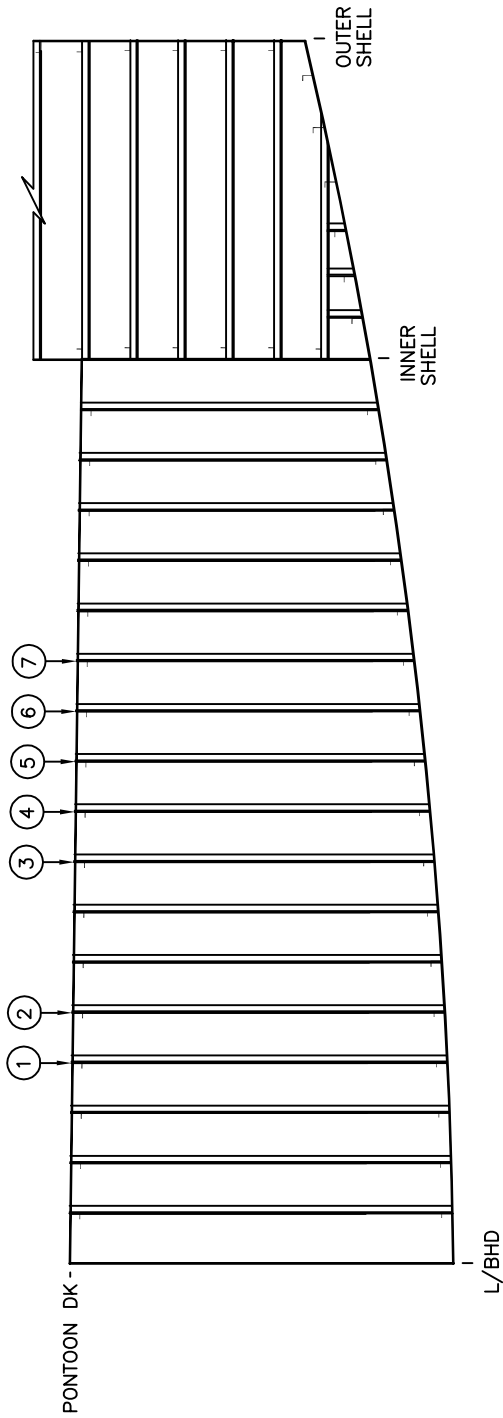
**Tank No. 11A**

---

Seattle: 3229 S. 148<sup>th</sup> Street, SeaTac, WA 98168 Phone: 206/766-8180 Fax: 206/766-8186  
Portland: 10521 N. Lombard Street, Portland, OR 97203 Phone: 503/283-2668 Fax: 503/283-7656  
Oakland: 1813 Clement Ave., Bldg 24, Alameda, CA 94501 Phone: 510/748-0964 Fax: 510/748-9874  
Los Angeles: 10600 Pioneer Blvd., Unit A, Santa Fe Springs, CA 90670 Phone: 562/944-3166 Fax: 562/944-3114  
San Diego: 2704 Transportation Ave., Unit C, National City, CA 94501 Phone: 619/512-5858 Fax: 619/512-5859

[www.iinspect.com](http://www.iinspect.com)

tank 11A divider - Page 1 of 1



VESSEL: **EUREKA DRY DOCK**

TANK No.11A - BULKHEAD 10  
DESCRIPTION: LOOKING NORTH

DRAWN BY: M.SMITH

JOB # A1268

DWG # BHD 10

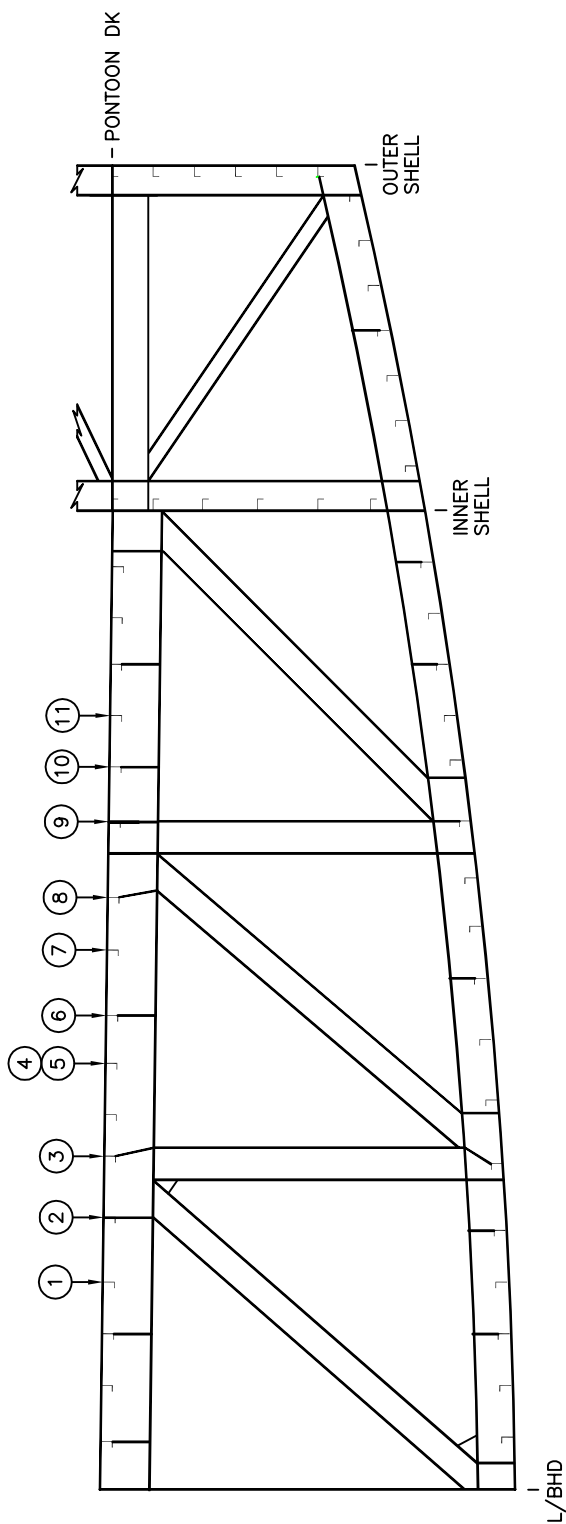
v1.1 DATE: MAY 2015

# INTERNATIONAL INSPECTION Specialists in Nondestructive Examination

## LOCATION DESCRIPTIONS

### **BULKHEAD 10**

- 1.) 10" Fracture in attachment weld of longitudinal starting 17" south of frame.
- 2.) 10" Fracture in attachment weld of longitudinal starting 17" south of frame.
- 3.) 10" Fracture in attachment weld of longitudinal starting 17" south of frame.
- 4.) 10" Fracture in attachment weld of longitudinal starting 17" south of frame.
- 5.) 10" Fracture in attachment weld of longitudinal starting 17" south of frame.
- 6.) 10" Fracture in attachment weld of longitudinal starting 17" south of frame.
- 7.) 10" Fracture in attachment weld of longitudinal starting 17" south of frame.



VESSEL: **EUREKA DRY DOCK**

TANK No.11A - FRAME 9  
 DESCRIPTION: LOOKING NORTH

DRAWN BY: M.SMITH

JOB # A1268

DWG # FRM 9

v1.1 DATE: MAY 2015

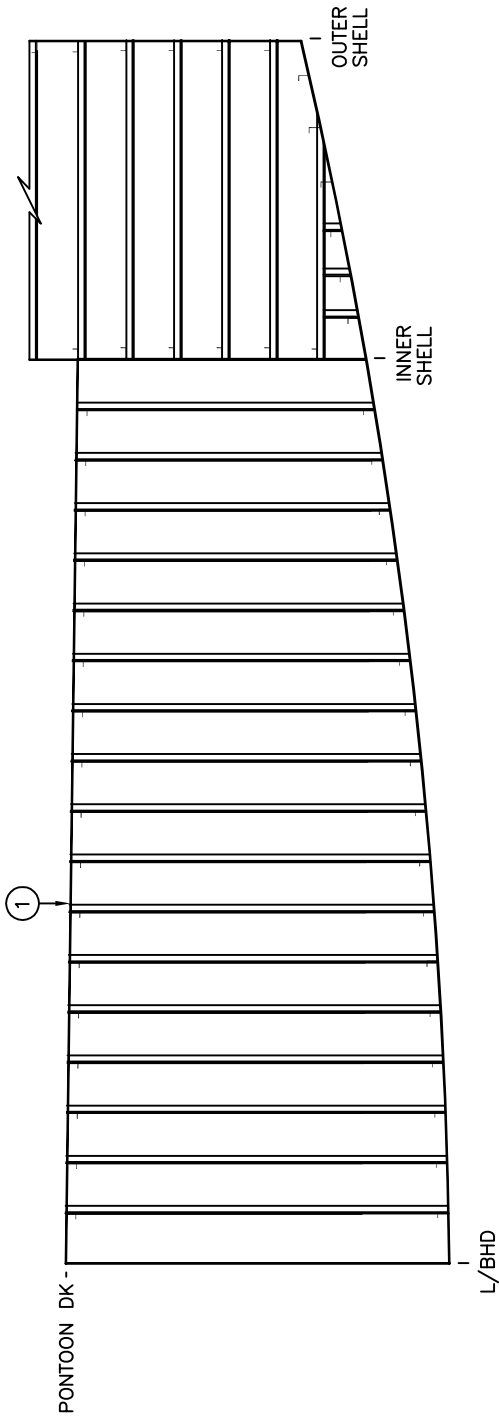
# INTERNATIONAL INSPECTION Specialists in Nondestructive Examination

## LOCATION DESCRIPTIONS

### FRAME 9

- 1.) 10” Fracture in attachment weld of longitudinal starting 17” south of frame.
- 2.) 10” Fracture in attachment weld of longitudinal starting 17” south of frame.
- 3.) 10” Fracture in attachment weld of longitudinal starting 17” south of frame.
- 4.) 10” Fracture in attachment weld of longitudinal starting 17” north of frame.
- 5.) 10” Fracture in attachment weld of longitudinal starting 17” south of frame.
- 6.) 10” Fracture in attachment weld of longitudinal starting 17” north of frame.
- 7.) 10” Fracture in attachment weld of longitudinal starting 17” north of frame.
- 8.) 10” Fracture in attachment weld of longitudinal starting 17” north of frame.
- 9.) 10” Fracture in attachment weld of longitudinal starting 17” north of frame.
- 10.) 10” Fracture in attachment weld of longitudinal starting 17” north of frame.
- 11.) 10” Fracture in attachment weld of longitudinal starting 17” north of frame.





VESSEL: **EUREKA DRY DOCK**

TANK No.11A - BULKHEAD 8  
DESCRIPTION: LOOKING NORTH

DRAWN BY: M.SMITH

JOB # A1268

DWG # BHD 8

v1.1 DATE: MAY 2015

# INTERNATIONAL INSPECTION Specialists in Nondestructive Examination

## LOCATION DESCRIPTIONS

### **BULKHEAD 8**

- 1.) 3"Ø hole in deck plating, 48" north of bulkhead.

# INTERNATIONAL INSPECTION Specialists in Nondestructive Examination


**Tank No. 12A & 25A**

---

Seattle: 3229 S. 148<sup>th</sup> Street, SeaTac, WA 98168 Phone: 206/766-8180 Fax: 206/766-8186  
Portland: 10521 N. Lombard Street, Portland, OR 97203 Phone: 503/283-2668 Fax: 503/283-7656  
Oakland: 1813 Clement Ave., Bldg 24, Alameda, CA 94501 Phone: 510/748-0964 Fax: 510/748-9874  
Los Angeles: 10600 Pioneer Blvd., Unit A, Santa Fe Springs, CA 90670 Phone: 562/944-3166 Fax: 562/944-3114  
San Diego: 2704 Transportation Ave., Unit C, National City, CA 94501 Phone: 619/512-5858 Fax: 619/512-5859

[www.iinspect.com](http://www.iinspect.com)

tank 12A divider - Page 1 of 1



VESSEL: **EUREKA DRY DOCK**

TANK NO.12A & 25A -B ULKHEAD 10  
 DESCRIPTION: LOOKING NORTH

DRAWN BY: **W.RAMIREZ**

JOB # **A1268**

DWG # **BHD 10**

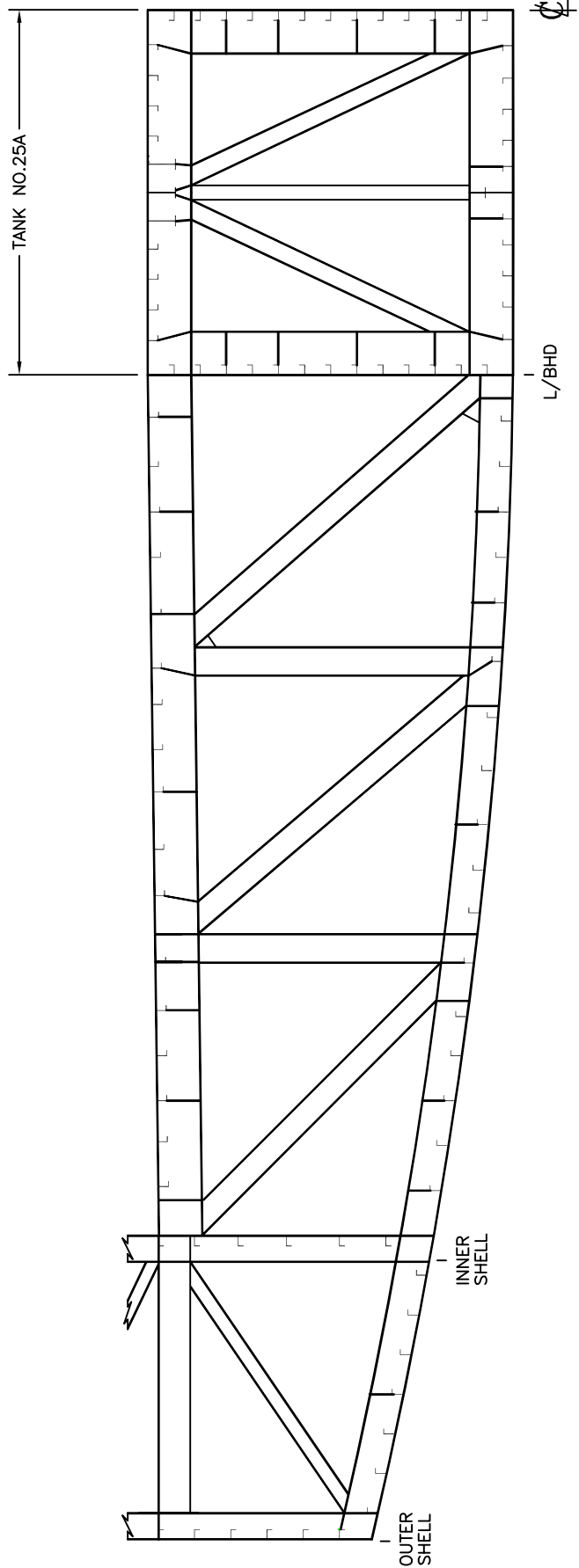
v1.1 DATE: **MAY 2015**

# INTERNATIONAL INSPECTION Specialists in Nondestructive Examination

## LOCATION DESCRIPTIONS

### **BULKHEAD 10**

**No visual indications found at time of survey.**



VESSEL: **EUREKA DRY DOCK**

TANK NO. 12A & 25A - FRAME 9

DESCRIPTION: LOOKING NORTH

DRAWN BY: W. RAMIREZ

JOB # A1268

DWG # FRM 9

v1.1


DATE: MAY 2015

# INTERNATIONAL INSPECTION Specialists in Nondestructive Examination

## LOCATION DESCRIPTIONS

### FRAME 9

**No visual indications found at time of survey.**



VESSEL: **EUREKA DRY DOCK**

TANK NO.12A & 25A -B ULKHEAD 8  
 DESCRIPTION: LOOKING NORTH

DRAWN BY: **W.RAMIREZ**

JOB # **A1268**

DWG # **BHD 8**

v1.1 DATE: **MAY 2015**



# INTERNATIONAL INSPECTION Specialists in Nondestructive Examination

## LOCATION DESCRIPTIONS

### **BULKHEAD 8**

**No visual indications found at time of survey.**

# INTERNATIONAL INSPECTION Specialists in Nondestructive Examination


**Tank No. 13**

---

Seattle: 3229 S. 148<sup>th</sup> Street, SeaTac, WA 98168 Phone: 206/766-8180 Fax: 206/766-8186  
Portland: 10521 N. Lombard Street, Portland, OR 97203 Phone: 503/283-2668 Fax: 503/283-7656  
Oakland: 1813 Clement Ave., Bldg 24, Alameda, CA 94501 Phone: 510/748-0964 Fax: 510/748-9874  
Los Angeles: 10600 Pioneer Blvd., Unit A, Santa Fe Springs, CA 90670 Phone: 562/944-3166 Fax: 562/944-3114  
San Diego: 2704 Transportation Ave., Unit C, National City, CA 94501 Phone: 619/512-5858 Fax: 619/512-5859

[www.iinspect.com](http://www.iinspect.com)

tank 13 divider – Page 1 of 1



VESSEL: **EUREKA DRY DOCK**

TANK No.13 - BULKHEAD 8  
DESCRIPTION: LOOKING NORTH

DRAWN BY: M. SMITH

JOB # A1268

DWG # BHD 8

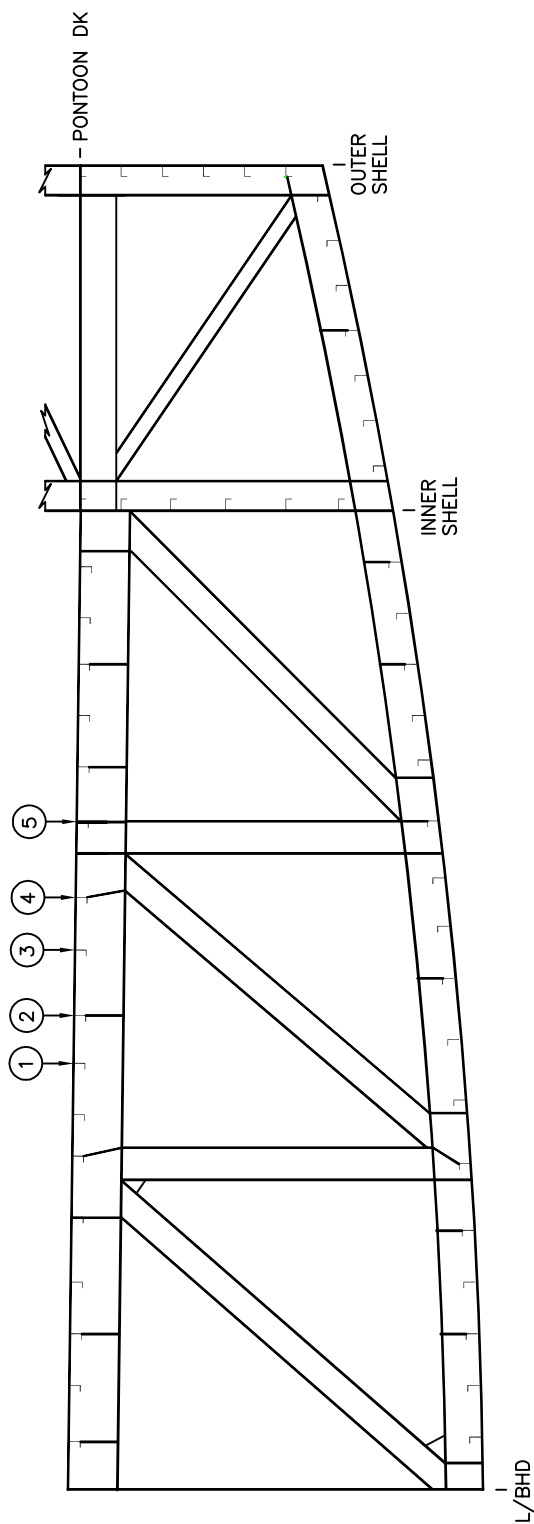
v1.1 DATE: MAY 2015

# INTERNATIONAL INSPECTION Specialists in Nondestructive Examination

## LOCATION DESCRIPTIONS

### **BULKHEAD 8**

No visual indications found at time of survey.



VESSEL: **EUREKA DRY DOCK**

TANK No.13 - FRAME 7  
DESCRIPTION: LOOKING NORTH

DRAWN BY: M.SMITH

JOB # A1268

DWG # FRM 7

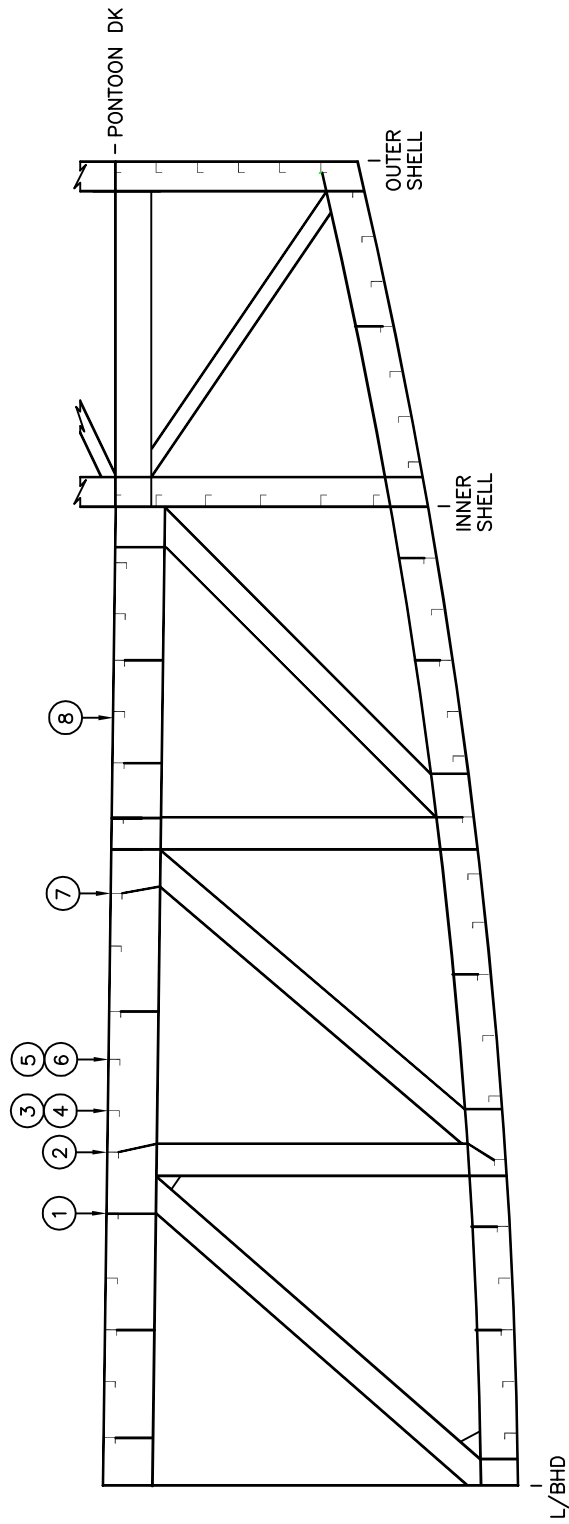
v1.1 DATE: MAY 2015

# INTERNATIONAL INSPECTION Specialists in Nondestructive Examination

## LOCATION DESCRIPTIONS

### FRAME 7

- 1.) 6" Fracture in web of longitudinal in way of channel cut-out, 17" south of frame.
- 2.) 6" Fracture in web of longitudinal in way of channel cut-out, 17" south of frame.
- 3.) 6" Fracture in web of longitudinal in way of channel cut-out, 17" south of frame.
- 4.) 2" Fracture in web of longitudinal in way of channel cut-out, 17" south of frame.
- 5.) 2" Fracture in web of longitudinal in way of channel cut-out, 17" south of frame.



VESSEL: **EUREKA DRY DOCK**

TANK No.13 - FRAME 6  
 DESCRIPTION: LOOKING NORTH

DRAWN BY: M.SMITH

JOB # A1268

DWG # FRM 6

v1.1 DATE: MAY 2015

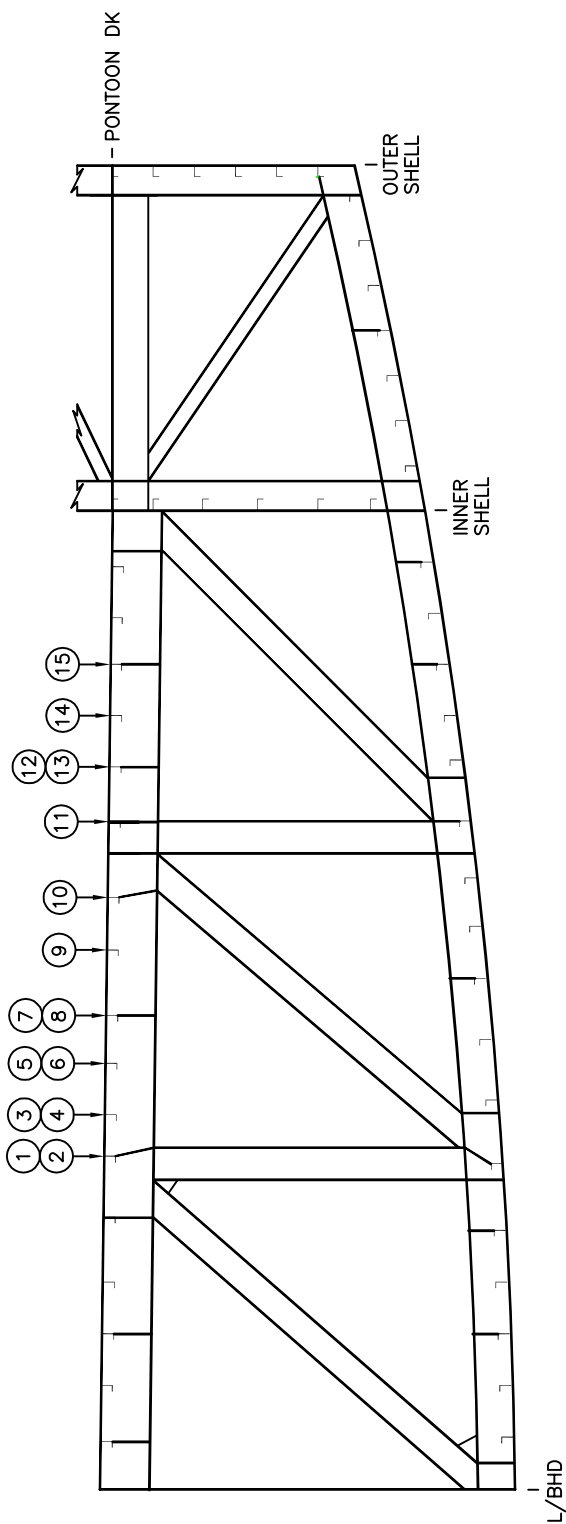
**INTERNATIONAL**  
 **INSPECTION**  
**Specialists in Nondestructive Examination**

LOCATION DESCRIPTIONS

**FRAME 6**

- 1.) 2" Fracture in web of longitudinal in way of channel cut-out, 17" north of frame.
- 2.) 2" Fracture in web of longitudinal in way of channel cut-out, 17" north of frame.
- 3.) 2" Fracture in web of longitudinal in way of channel cut-out, 17" north of frame.
- 4.) ½" Fracture in web of longitudinal in way of channel cut-out, 17" south of frame.
- 5.) 2" Fracture in web of longitudinal in way of channel cut-out, 17" north of frame.
- 6.) ½" Fracture in web of longitudinal in way of channel cut-out, 17" south of frame.
- 7.) 1" Fracture in web of longitudinal in way of channel cut-out, 17" south of frame.
- 8.) 1 ½"Ø hole in deck plating, 12" south of frame.





VESSEL: **EUREKA DRY DOCK**

TANK No.13 - FRAME 5  
 DESCRIPTION: LOOKING NORTH

DRAWN BY: M.SMITH

JOB # A1268

DWG # FRM 5

v1.1 DATE: MAY 2015

# INTERNATIONAL INSPECTION Specialists in Nondestructive Examination

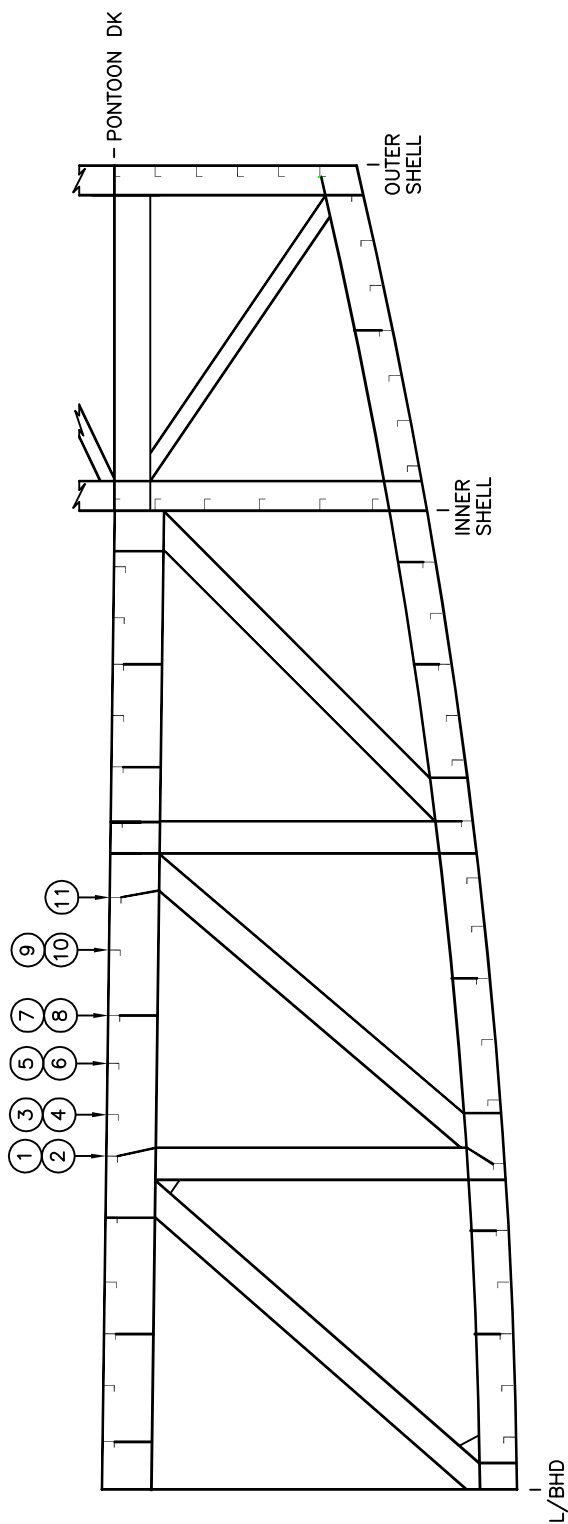
## LOCATION DESCRIPTIONS

### FRAME 5

- 1.) 1" Fracture in web of longitudinal in way of channel cut-out, 17" north of frame.
- 2.) 1" Fracture in web of longitudinal in way of channel cut-out, 17" south of frame.
- 3.) 1" Fracture in web of longitudinal in way of channel cut-out, 17" north of frame.
- 4.) 1" Fracture in web of longitudinal in way of channel cut-out, 17" south of frame.
- 5.) 1" Fracture in web of longitudinal in way of channel cut-out, 17" north of frame.
- 6.) 1" Fracture in web of longitudinal in way of channel cut-out, 17" south of frame.
- 7.) 1" Fracture in web of longitudinal in way of channel cut-out, 17" north of frame.
- 8.) 1" Fracture in web of longitudinal in way of channel cut-out, 17" south of frame.
- 9.) 1" Fracture in web of longitudinal in way of channel cut-out, 8" south of frame.
- 10.) 1" Fracture in web of longitudinal in way of channel cut-out, 17" south of frame.
- 11.) 1" Fracture in web of longitudinal in way of channel cut-out, 17" south of frame.
- 12.) ½" Fracture in web of longitudinal in way of channel cut-out, 17" north of frame.
- 13.) 1" Fracture in web of longitudinal in way of channel cut-out, 17" south of frame.
- 14.) 1" Fracture in web of longitudinal in way of channel cut-out, 17" south of frame.



15.) 1" Fracture in web of longitudinal in way of channel cut-out, 17" south of frame.



VESSEL: **EUREKA DRY DOCK**

TANK No.13 - FRAME 4  
 DESCRIPTION: LOOKING NORTH

DRAWN BY: M.SMITH

JOB # A1268

DWG # FRM 4

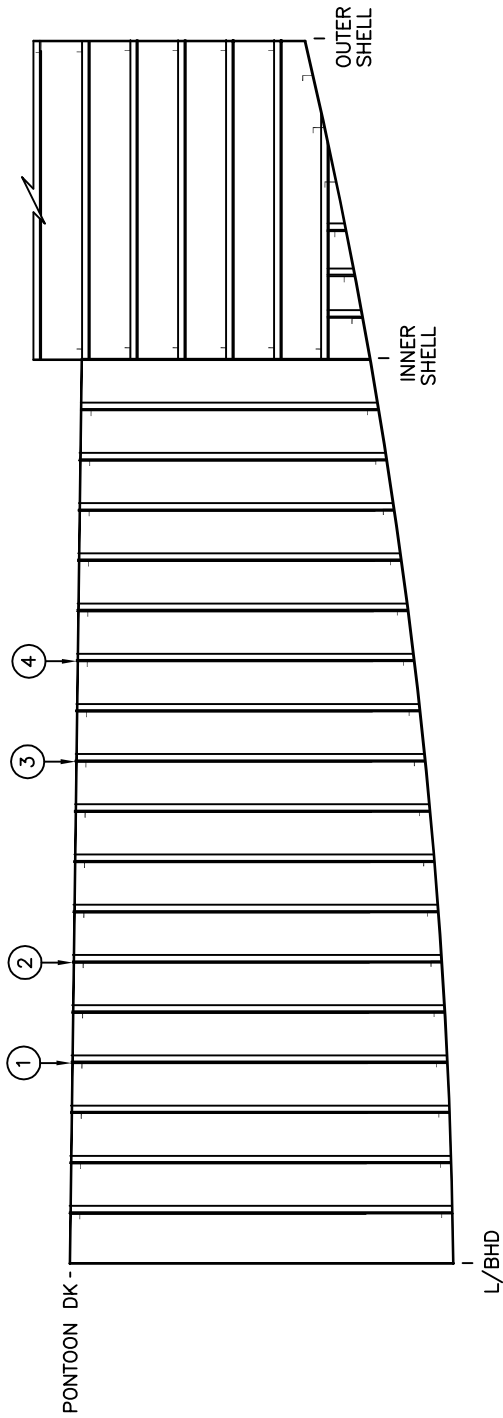
v1.1 DATE: MAY 2015

# INTERNATIONAL INSPECTION Specialists in Nondestructive Examination

## LOCATION DESCRIPTIONS

### FRAME 4

- 1.) ½” Fracture in web of longitudinal in way of channel cut-out, 17” north of frame.
- 2.) ½” Fracture in web of longitudinal in way of channel cut-out, 17” south of frame.
- 3.) ½” Fracture in web of longitudinal in way of channel cut-out, 17” north of frame.
- 4.) ½” Fracture in web of longitudinal in way of channel cut-out, 17” south of frame.
- 5.) ½” Fracture in web of longitudinal in way of channel cut-out, 17” north of frame
- 6.) 1 ½” Fracture in web of longitudinal in way of channel cut-out, 17” south of  
frame.
- 7.) ½” Fracture in web of longitudinal in way of channel cut-out, 17” north of frame.
- 8.) ½” Fracture in web of longitudinal in way of channel cut-out, 17” south of frame.
- 9.) ½” Fracture in web of longitudinal in way of channel cut-out, 17” north of frame.
- 10.) ½” Fracture in web of longitudinal in way of channel cut-out, 17” south of  
frame.
- 11.) 1 ½” Fracture in web of longitudinal in way of channel cut-out, 17” north of  
frame.



VESSEL: **EUREKA DRY DOCK**

TANK No.13 - BULKHEAD 3  
DESCRIPTION: LOOKING NORTH

DRAWN BY: M. SMITH

JOB # A1268

DWG # BHD 3

v1.1 DATE: MAY 2015

# INTERNATIONAL INSPECTION Specialists in Nondestructive Examination

## LOCATION DESCRIPTIONS

### **BULKHEAD 3**

- 1.) 4" Fracture in web of longitudinal in way of channel cut-out, 17" north of bhd.
- 2.) ½" Fracture in longitudinal wrap weld deck attachment in way of channel cut-out, 17" north of bhd.
- 3.) ½" Fracture in web of longitudinal in way of channel cut-out, 17" north of frame.
- 4.) ½" Fracture in web of longitudinal in way of channel cut-out, 17" north of frame.

# INTERNATIONAL INSPECTION Specialists in Nondestructive Examination

**Tank No. 14, 26, & 27**


---

Seattle: 3229 S. 148<sup>th</sup> Street, SeaTac, WA 98168 Phone: 206/766-8180 Fax: 206/766-8186  
Portland: 10521 N. Lombard Street, Portland, OR 97203 Phone: 503/283-2668 Fax: 503/283-7656  
Oakland: 1813 Clement Ave., Bldg 24, Alameda, CA 94501 Phone: 510/748-0964 Fax: 510/748-9874  
Los Angeles: 10600 Pioneer Blvd., Unit A, Santa Fe Springs, CA 90670 Phone: 562/944-3166 Fax: 562/944-3114  
San Diego: 2704 Transportation Ave., Unit C, National City, CA 94501 Phone: 619/512-5858 Fax: 619/512-5859

[www.iinspect.com](http://www.iinspect.com)

tank 14 divider – Page 1 of 1





VESSEL: **EUREKA DRY DOCK**

TANK NO.14 & 26 -B ULKHEAD 8  
 DESCRIPTION: LOOKING NORTH

DRAWN BY: M.SMITH

JOB # A1268

DWG # BHD 8

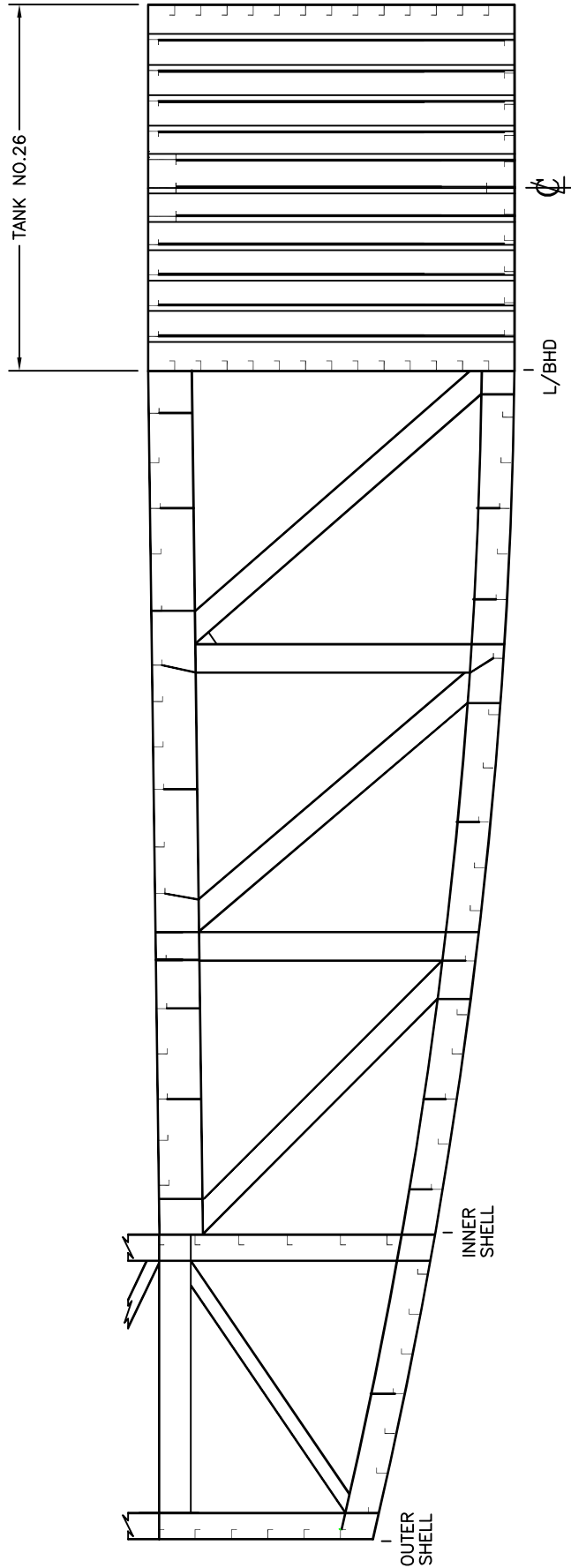
v1.1 DATE: MAY 2015

# INTERNATIONAL INSPECTION Specialists in Nondestructive Examination

## LOCATION DESCRIPTIONS

### **BULKHEAD 8**

No visual indications found at time of survey.



VESSEL: **EUREKA DRY DOCK**

TANK No.14 & 26 - FRAME 7

DESCRIPTION: LOOKING NORTH

DRAWN BY: M. SMITH

JOB # A1268

DWG # FRM 7

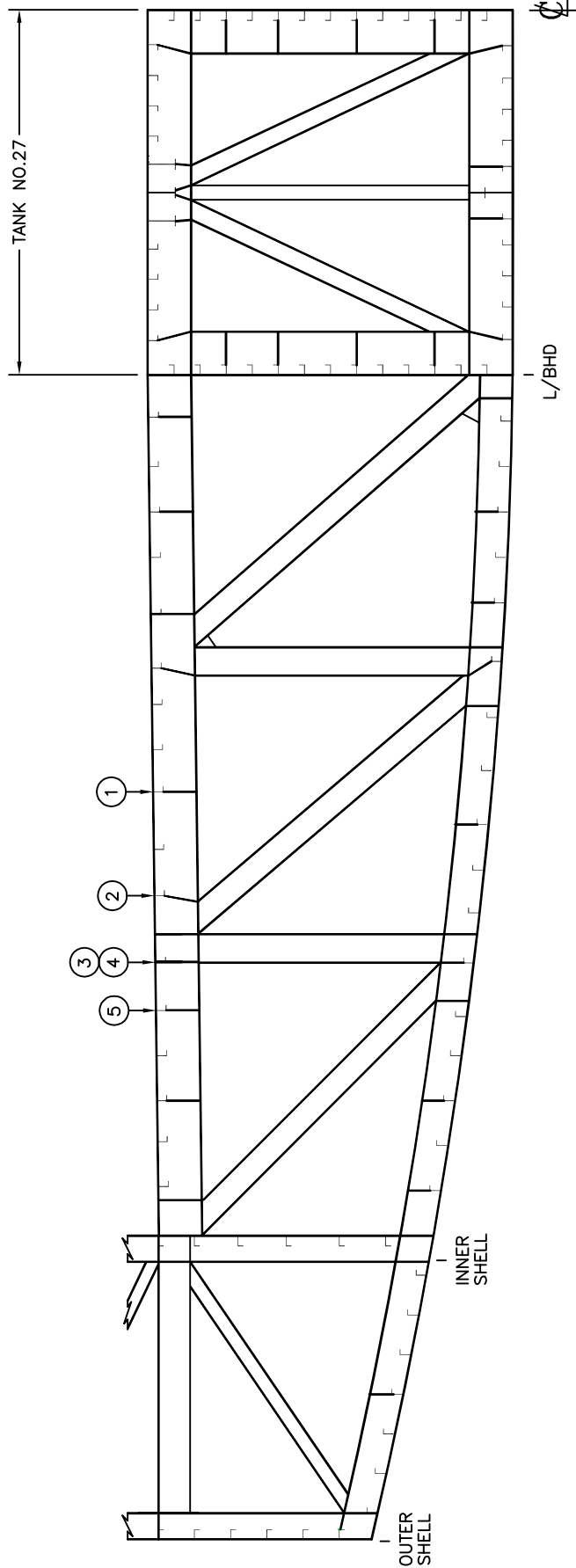
v1.1 DATE: MAY 2015

# INTERNATIONAL INSPECTION Specialists in Nondestructive Examination

## LOCATION DESCRIPTIONS

### FRAME 7

No visual indications found at time of survey.



VESSEL: **EUREKA DRY DOCK**

TANK NO. 14 & 27 - FRAME 6  
 DESCRIPTION: LOOKING NORTH

DRAWN BY: M. SMITH

JOB # A1268

DWG # FRM 6

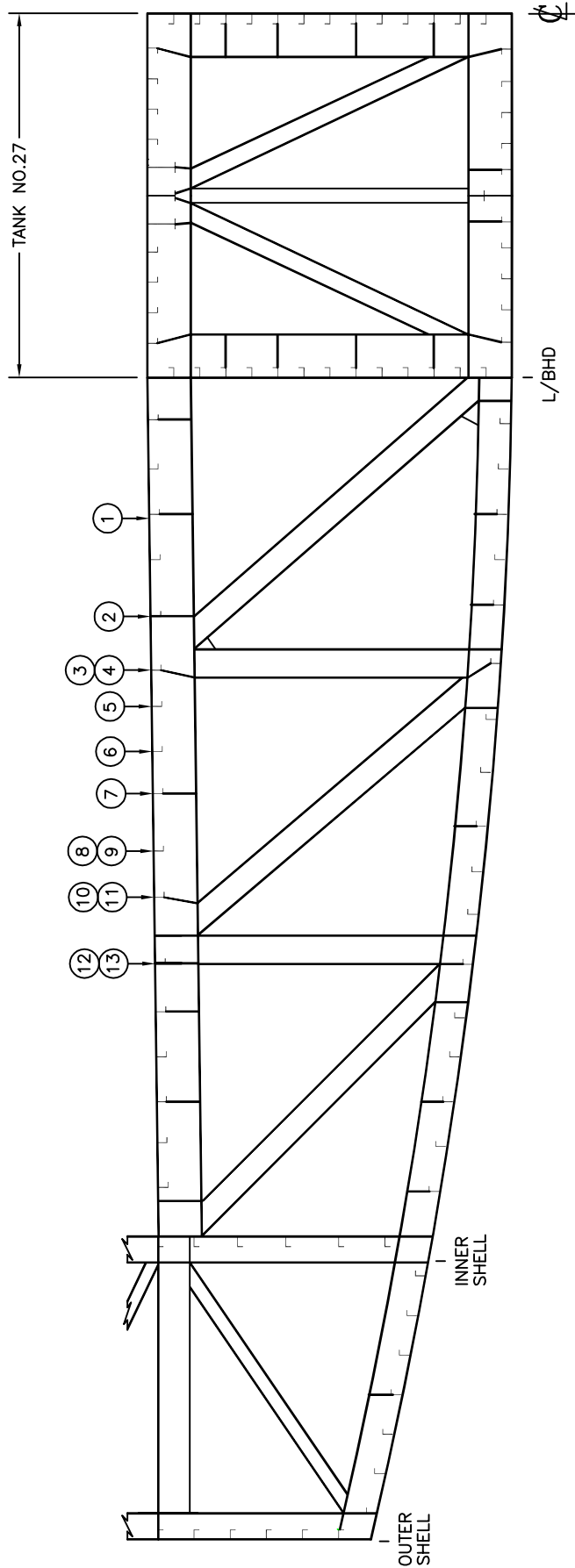
v1.1 DATE: MAY 2015

# INTERNATIONAL INSPECTION Specialists in Nondestructive Examination

## LOCATION DESCRIPTIONS

### FRAME 6

- 1.) ½” Fracture in web of longitudinal in way of channel cut-out, 17” south of frame.
- 2.) ½” Fracture in web of longitudinal in way of channel cut-out, 17” south of frame.
- 3.) ½” Fracture in web of longitudinal in way of channel cut-out, 17” north of frame.
- 4.) ½” Fracture in web of longitudinal in way of channel cut-out, 17” south of frame.
- 5.) ½” Fracture in web of longitudinal in way of channel cut-out, 17” south of frame.



VESSEL: **EUREKA DRY DOCK**

TANK NO. 14 & 27 - FRAME 5

DESCRIPTION: LOOKING NORTH

DRAWN BY: M. SMITH

JOB # A1268

DWG # FRM 5

v1.1 DATE: MAY 2015

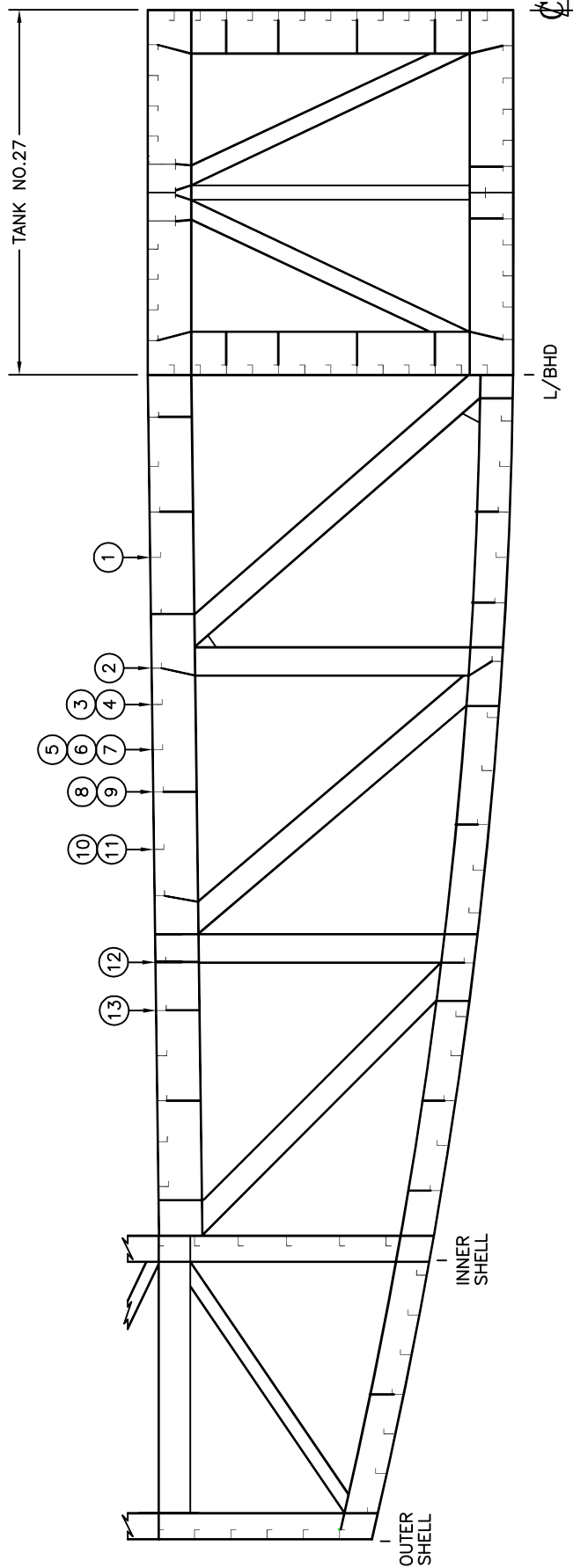
# INTERNATIONAL INSPECTION Specialists in Nondestructive Examination

## LOCATION DESCRIPTIONS

### FRAME 5

- 1.) Pin hole in deck plating, 10" south of frame.
- 2.) 1" Fracture in longitudinal wrap weld deck attachment in way of channel cut-out, 17" south of frame.
- 3.) 1" Fracture in longitudinal wrap weld deck attachment in way of channel cut-out, 17" south of frame.
- 4.) ½" Fracture in web of longitudinal in way of channel cut-out, 17" south of frame.
- 5.) ½" Fracture in web of longitudinal in way of channel cut-out, 17" south of frame.
- 6.) ½" Fracture in web of longitudinal in way of channel cut-out, 17" south of frame.
- 7.) 1" Fracture in web of longitudinal in way of channel cut-out, 17" south of frame.
- 8.) ½" Fracture in web of longitudinal in way of channel cut-out, 17" north of frame.
- 9.) ½" Fracture in web of longitudinal in way of channel cut-out, 17" south of frame.
- 10.) ½" Fracture in web of longitudinal in way of channel cut-out, 17" north of frame.
- 11.) ½" Fracture in web of longitudinal in way of channel cut-out, 17" south of frame.
- 12.) ½" Fracture in web of longitudinal in way of channel cut-out, 17" north of frame.
- 13.) 1" Fracture in web of longitudinal in way of channel cut-out, 17" south of frame.





VESSEL: **EUREKA DRY DOCK**

TANK NO. 14 & 27 - FRAME 4

DESCRIPTION: LOOKING NORTH

DRAWN BY: M. SMITH

JOB # A1268

DWG # FRM 4

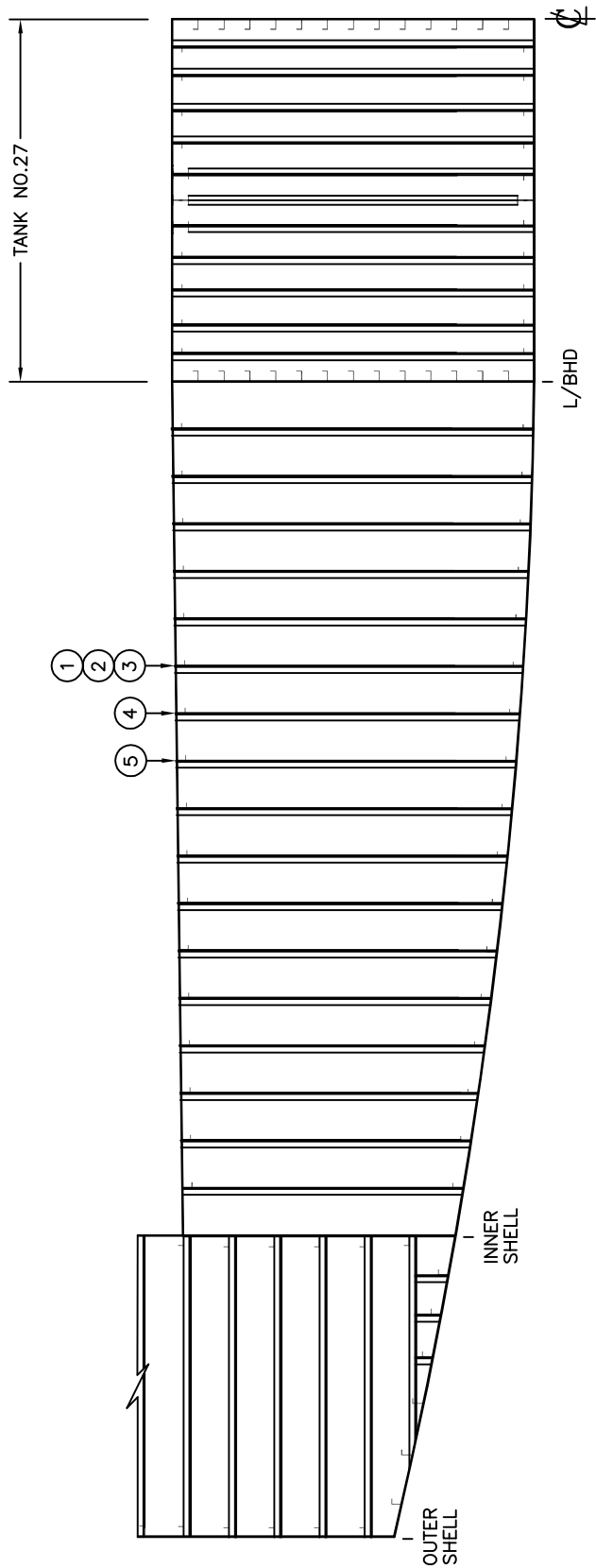
v1.1 DATE: MAY 2015

# INTERNATIONAL INSPECTION Specialists in Nondestructive Examination

## LOCATION DESCRIPTIONS

### FRAME 4

- 1.) ½"Ø hole in deck plating, 20" north of frame.
- 2.) 1" Fracture in web of longitudinal in way of channel cut-out, 17" north of frame.
- 3.) 1" Fracture in web of longitudinal in way of channel cut-out, 17" north of frame.
- 4.) 1" Fracture in longitudinal wrap weld deck attachment in way of channel cut-out, 17" south of frame.
- 5.) 2"Ø hole in deck plating, 20" north of bulkhead.
- 6.) 1" Fracture in web of longitudinal in way of channel cut-out, 17" north of frame.
- 7.) 1" Fracture in longitudinal wrap weld deck attachment in way of channel cut-out, 17" south of frame.
- 8.) 1" Fracture in web of longitudinal in way of channel cut-out, 17" north of frame.
- 9.) ½" Fracture in web of longitudinal in way of channel cut-out, 17" south of frame.
- 10.) 1" Fracture in web of longitudinal in way of channel cut-out, 17" north of frame.
- 11.) ½" Fracture in web of longitudinal in way of channel cut-out, 17" south of frame.
- 12.) ½" Fracture in web of longitudinal in way of channel cut-out, 17" south of frame.
- 13.) ½" Fracture in web of longitudinal in way of channel cut-out, 17" south of frame.



VESSEL: **EUREKA DRY DOCK**

TANK NO.14 & 27 -B ULKHEAD 3

DESCRIPTION: LOOKING NORTH

DRAWN BY: M.SMITH

JOB # A1268

DWG # BHD 3

v1.1 DATE: MAY 2015

# INTERNATIONAL INSPECTION Specialists in Nondestructive Examination

## LOCATION DESCRIPTIONS

### **BULKHEAD 3**

- 1.) 2"Ø hole in deck plating, 24" north of bulkhead.
- 2.) ½" Fracture in longitudinal wrap weld deck attachment in way of channel cut-out, 17" south of frame.
- 3.) 1" Fracture in web of longitudinal in way of channel cut-out, 17" north of frame.
- 4.) 1" Fracture in web of longitudinal in way of channel cut-out, 17" north of frame.
- 5.) 1" Fracture in web of longitudinal in way of channel cut-out, 17" north of frame.

# INTERNATIONAL INSPECTION Specialists in Nondestructive Examination

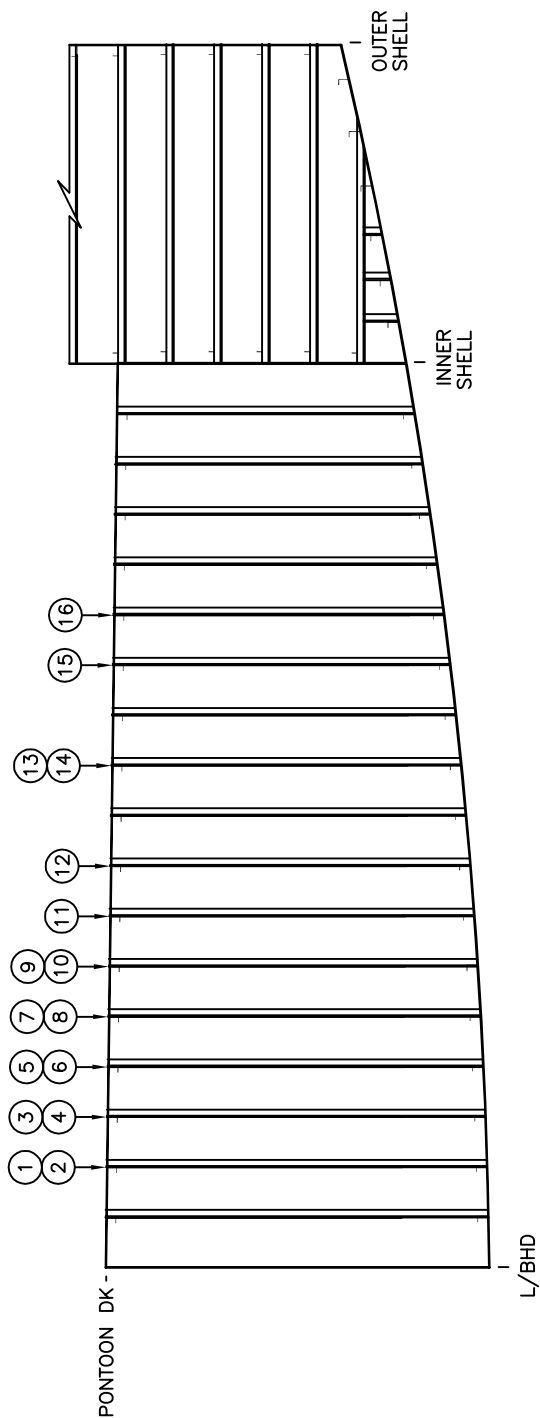
**Tank No. 15**

---

Seattle: 3229 S. 148<sup>th</sup> Street, SeaTac, WA 98168 Phone: 206/766-8180 Fax: 206/766-8186  
Portland: 10521 N. Lombard Street, Portland, OR 97203 Phone: 503/283-2668 Fax: 503/283-7656  
Oakland: 1813 Clement Ave., Bldg 24, Alameda, CA 94501 Phone: 510/748-0964 Fax: 510/748-9874  
Los Angeles: 10600 Pioneer Blvd., Unit A, Santa Fe Springs, CA 90670 Phone: 562/944-3166 Fax: 562/944-3114  
San Diego: 2704 Transportation Ave., Unit C, National City, CA 94501 Phone: 619/512-5858 Fax: 619/512-5859

[www.iinspect.com](http://www.iinspect.com)

tank 15 divider - Page 1 of 1



VESSEL: **EUREKA DRY DOCK**

TANK No.15 - BULKHEAD 3  
 DESCRIPTION: LOOKING NORTH

DRAWN BY: M. SMITH

JOB # A1268

DWG # BHD 3

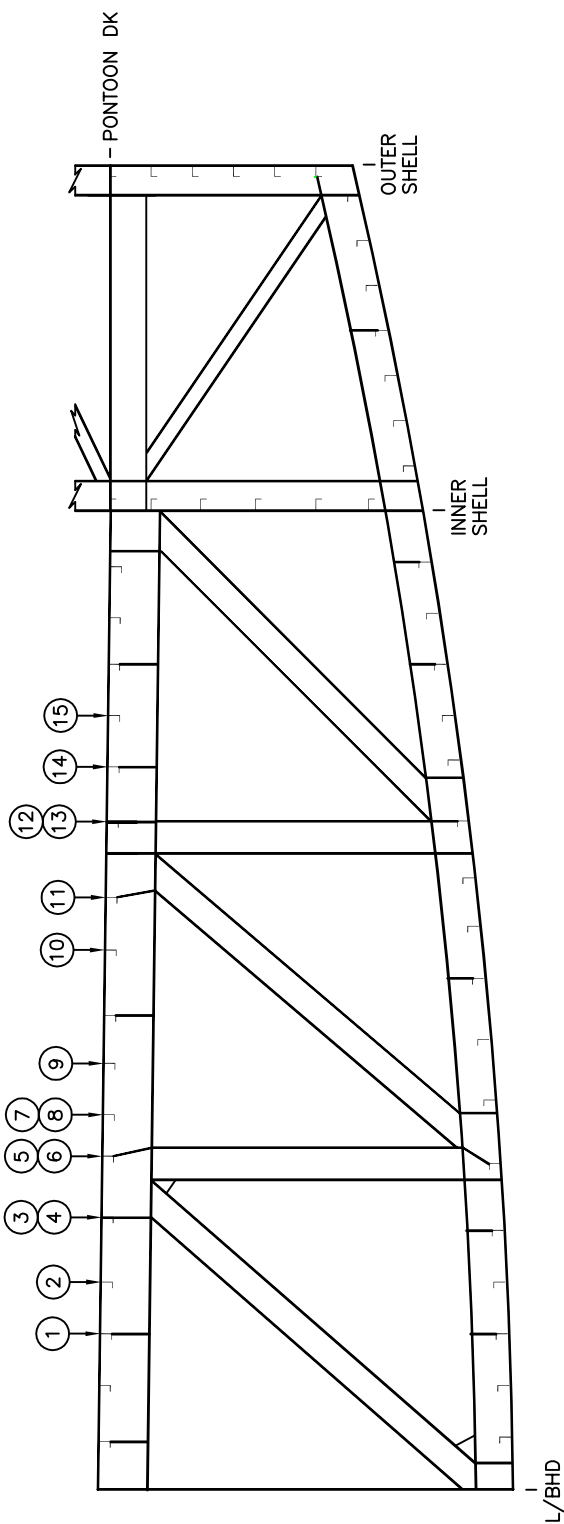
v1.1 DATE: MAY 2015

# INTERNATIONAL INSPECTION Specialists in Nondestructive Examination

## LOCATION DESCRIPTIONS

### **BULKHEAD 3**

- 1.) 6" Fracture in web of longitudinal in way of channel cut-out, 6" south of bhd.
- 2.) 6" Fracture in web of longitudinal in way of channel cut-out, 17" south of bhd.
- 3.) 6" Fracture in web of longitudinal in way of channel cut-out, 6" south of bhd.
- 4.) 6" Fracture in web of longitudinal in way of channel cut-out, 17" south of bhd.
- 5.) 6" Fracture in web of longitudinal in way of channel cut-out, 6" south of bhd.
- 6.) 6" Fracture in web of longitudinal in way of channel cut-out, 17" south of bhd.
- 7.) 6" Fracture in web of longitudinal in way of channel cut-out, 6" south of bhd.
- 8.) 6" Fracture in web of longitudinal in way of channel cut-out, 17" south of bhd.
- 9.) 6" Fracture in web of longitudinal in way of channel cut-out, 6" south of bhd.
- 10.) 6" Fracture in web of longitudinal in way of channel cut-out, 17" south of bhd.
- 11.) ½" Fracture in web of longitudinal in way of channel cut-out, 17" south of bhd.
- 12.) ½" Fracture in web of longitudinal in way of channel cut-out, 17" south of bhd.
- 13.) ½"Ø hole in deck plating, 26" south of bhd.
- 14.) ½" Fracture in web of longitudinal in way of channel cut-out, 17" south of bhd.
- 15.) ½" Fracture in web of longitudinal in way of channel cut-out, 17" south of bhd.
- 16.) ½" Fracture in web of longitudinal in way of channel cut-out, 17" south of bhd.



VESSEL: **EUREKA DRY DOCK**

TANK No.15 - FRAME 2  
 DESCRIPTION: LOOKING NORTH

DRAWN BY: M. SMITH

JOB # A1268

DWG # FRM 2

v1.1 DATE: MAY 2015

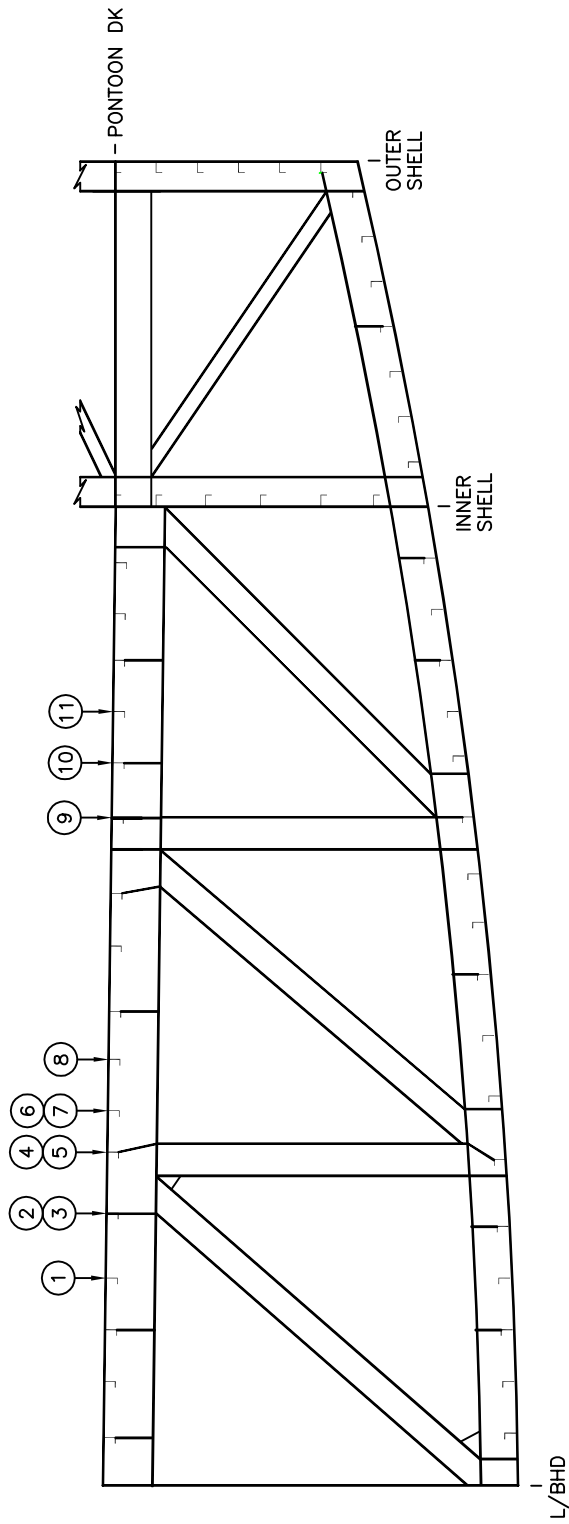


**INTERNATIONAL**  
 **INSPECTION**  
**Specialists in Nondestructive Examination**

LOCATION DESCRIPTIONS

**FRAME 2**

- 1.) Longitudinal web and flange fractured 100%, 17” north of frame
- 2.) 6” Fracture in web of longitudinal in way of channel cut-out, 17” north of frame.
- 3.) 6” Fracture in web of longitudinal in way of channel cut-out, 17” north of frame.
- 4.) 1” Fracture in web of longitudinal in way of channel cut-out, 17” south of frame.
- 5.) 2” Fracture in web of longitudinal in way of channel cut-out, 17” north of frame.
- 6.) 1” Fracture in web of longitudinal in way of channel cut-out, 17” south of frame.
- 7.) 2” Fracture in web of longitudinal in way of channel cut-out, 17” north of frame.
- 8.) 1” Fracture in web of longitudinal in way of channel cut-out, 17” south of frame.
- 9.) 1” Fracture in web of longitudinal in way of channel cut-out, 17” south of frame.
- 10.) 1” Fracture in web of longitudinal in way of channel cut-out, 17” north of frame.
- 11.) 1” Fracture in web of longitudinal in way of channel cut-out, 17” south of frame.
- 12.) 1” Fracture in web of longitudinal in way of channel cut-out, 17” north of frame.
- 13.) 1” Fracture in web of longitudinal in way of channel cut-out, 17” south of frame.
- 14.) 1” Fracture in web of longitudinal in way of channel cut-out, 17” north of frame.



VESSEL: **EUREKA DRY DOCK**

TANK No.15 - FRAME 1  
DESCRIPTION: LOOKING NORTH

DRAWN BY: M. SMITH

JOB # A1268

DWG # FRM 1

v1.1 DATE: MAY 2015

# INTERNATIONAL INSPECTION Specialists in Nondestructive Examination

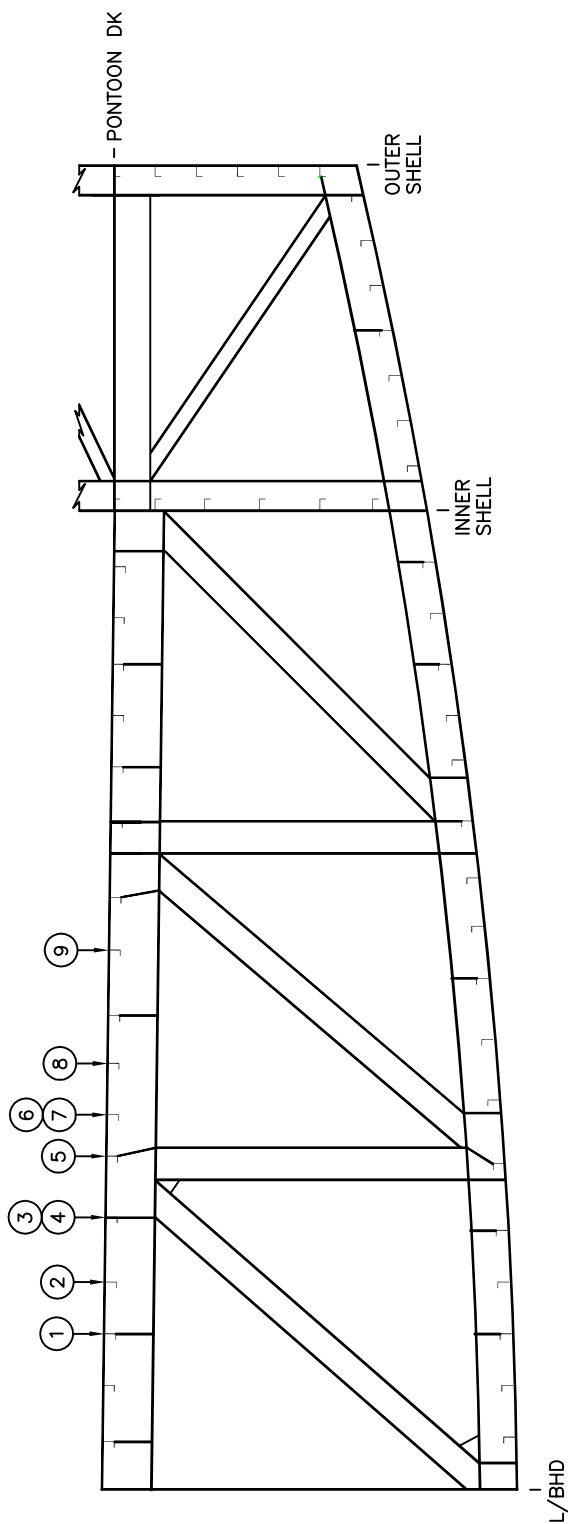
## LOCATION DESCRIPTIONS

### FRAME 1

- 1.) 1" Fracture in web of longitudinal in way of channel cut-out, 17" south of frame.
- 2.) 1" Fracture in longitudinal wrap weld deck attachment in way of channel cut-out, 17" north of frame.
- 3.) 1" Fracture in web of longitudinal in way of channel cut-out, 17" south of frame.
- 4.) 1" Fracture in longitudinal wrap weld deck attachment in way of channel cut-out, 17" north of frame.
- 5.) 1" Fracture in web of longitudinal in way of channel cut-out, 17" south of frame.
- 6.) 1" Fracture in longitudinal wrap weld deck attachment in way of channel cut-out, 17" north of frame.
- 7.) 1" Fracture in web of longitudinal in way of channel cut-out, 17" south of frame.
- 8.) 1" Fracture in longitudinal wrap weld deck attachment in way of channel cut-out, 17" north of frame.
- 9.)  $\frac{3}{4}$ " Fracture in web of longitudinal in way of channel cut-out, 17" north of frame.
- 10.)  $\frac{3}{4}$ " Fracture in web of longitudinal in way of channel cut-out, 17" north of frame.
- 11.)  $\frac{3}{4}$ " Fracture in web of longitudinal in way of channel cut-out, 17" north of frame.



15.) 1" Fracture in web of longitudinal in way of channel cut-out, 17" north of frame.



VESSEL: **EUREKA DRY DOCK**

TANK No.15 - FRAME C  
DESCRIPTION: LOOKING NORTH

DRAWN BY: M.SMITH

JOB # A1268

DWG # FRM C

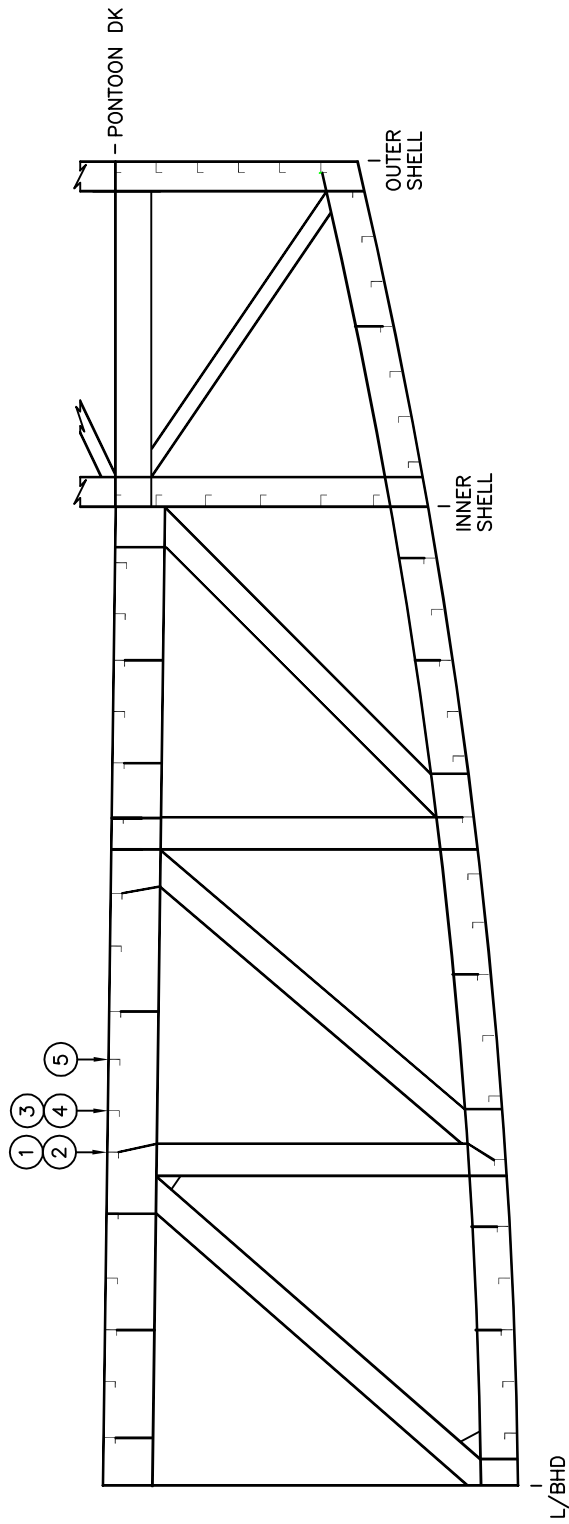
v1.1 DATE: MAY 2015

**INTERNATIONAL**  
 **INSPECTION**  
**Specialists in Nondestructive Examination**

LOCATION DESCRIPTIONS

**FRAME C**

- 1.) 1" Fracture in web of longitudinal in way of channel cut-out, 17" north of frame.
- 2.) 1" Fracture in web of longitudinal in way of channel cut-out, 17" north of frame.
- 3.) 1" Fracture in web of longitudinal in way of channel cut-out, 17" north of frame.
- 4.) ½" Fracture in web of longitudinal in way of channel cut-out, 17" south of frame.
- 5.) 1" Fracture in web of longitudinal in way of channel cut-out, 17" north of frame.
- 6.) 1" Fracture in web of longitudinal in way of channel cut-out, 17" north of frame.
- 7.) ½" Fracture in web of longitudinal in way of channel cut-out, 17" south of frame.
- 8.) ½" Fracture in web of longitudinal in way of channel cut-out, 17" north of frame.
- 9.) 6" Fracture in flange of longitudinal in way of channel cut-out, 6" south of frame.



VESSEL: **EUREKA DRY DOCK**

TANK No.15 - FRAME B  
DESCRIPTION: LOOKING NORTH

DRAWN BY: M. SMITH

JOB # A1268

DWG # FRM B

v1.1 DATE: MAY 2015

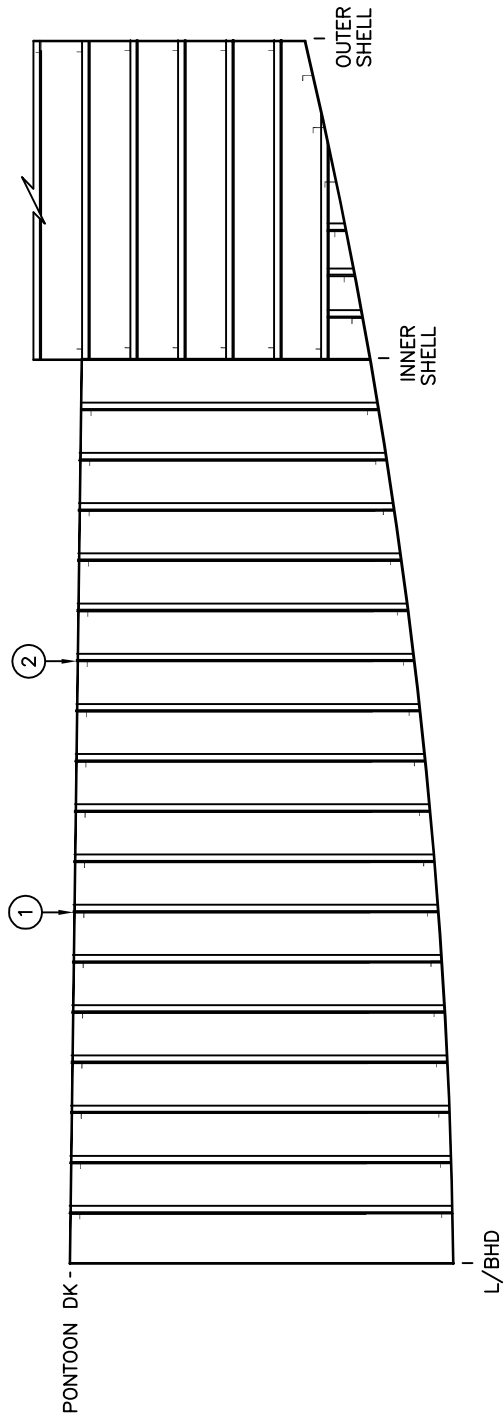
# INTERNATIONAL INSPECTION Specialists in Nondestructive Examination

## LOCATION DESCRIPTIONS

### FRAME B

- 1.) ½" Fracture in web of longitudinal in way of channel cut-out, 17" north of frame.
- 2.) ½" Fracture in web of longitudinal in way of channel cut-out, 17" south of frame.
- 3.) ½" Fracture in web of longitudinal in way of channel cut-out, 17" north of frame.
- 4.) ½" Fracture in web of longitudinal in way of channel cut-out, 17" south of frame.
- 5.) ½" Fracture in web of longitudinal in way of channel cut-out, 17" north of frame.





VESSEL: **EUREKA DRY DOCK**

TANK No.15 - BULKHEAD A  
DESCRIPTION: LOOKING NORTH

DRAWN BY: M. SMITH

JOB # A1268

DWG # BHD A

v1.1 DATE: MAY 2015

# INTERNATIONAL INSPECTION Specialists in Nondestructive Examination

## LOCATION DESCRIPTIONS

### **BULKHEAD A**

- 1.) ½" Fracture in web of longitudinal in way of channel cut-out, 17" north of bhd.
- 2.) ½" Fracture in web of longitudinal in way of channel cut-out, 17" north of bhd.

# INTERNATIONAL INSPECTION Specialists in Nondestructive Examination

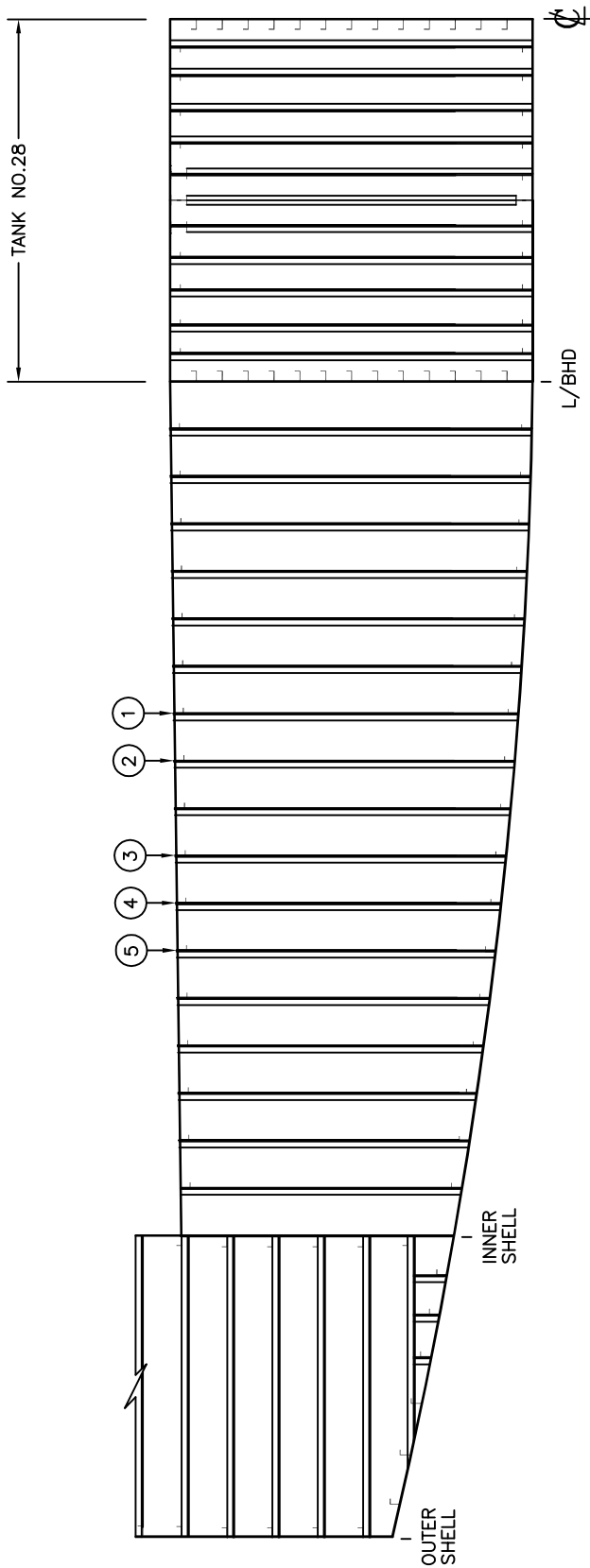
**Tank No. 16 & 28**

---

Seattle: 3229 S. 148<sup>th</sup> Street, SeaTac, WA 98168 Phone: 206/766-8180 Fax: 206/766-8186  
Portland: 10521 N. Lombard Street, Portland, OR 97203 Phone: 503/283-2668 Fax: 503/283-7656  
Oakland: 1813 Clement Ave., Bldg 24, Alameda, CA 94501 Phone: 510/748-0964 Fax: 510/748-9874  
Los Angeles: 10600 Pioneer Blvd., Unit A, Santa Fe Springs, CA 90670 Phone: 562/944-3166 Fax: 562/944-3114  
San Diego: 2704 Transportation Ave., Unit C, National City, CA 94501 Phone: 619/512-5858 Fax: 619/512-5859

[www.iinspect.com](http://www.iinspect.com)

tank 16 divider – Page 1 of 1



VESSEL: **EUREKA DRY DOCK**

TANK NO.16 & 28 - BULKHEAD 3

DESCRIPTION: LOOKING NORTH

DRAWN BY: W. RAMIREZ

JOB # A1268

DWG # BHD 3

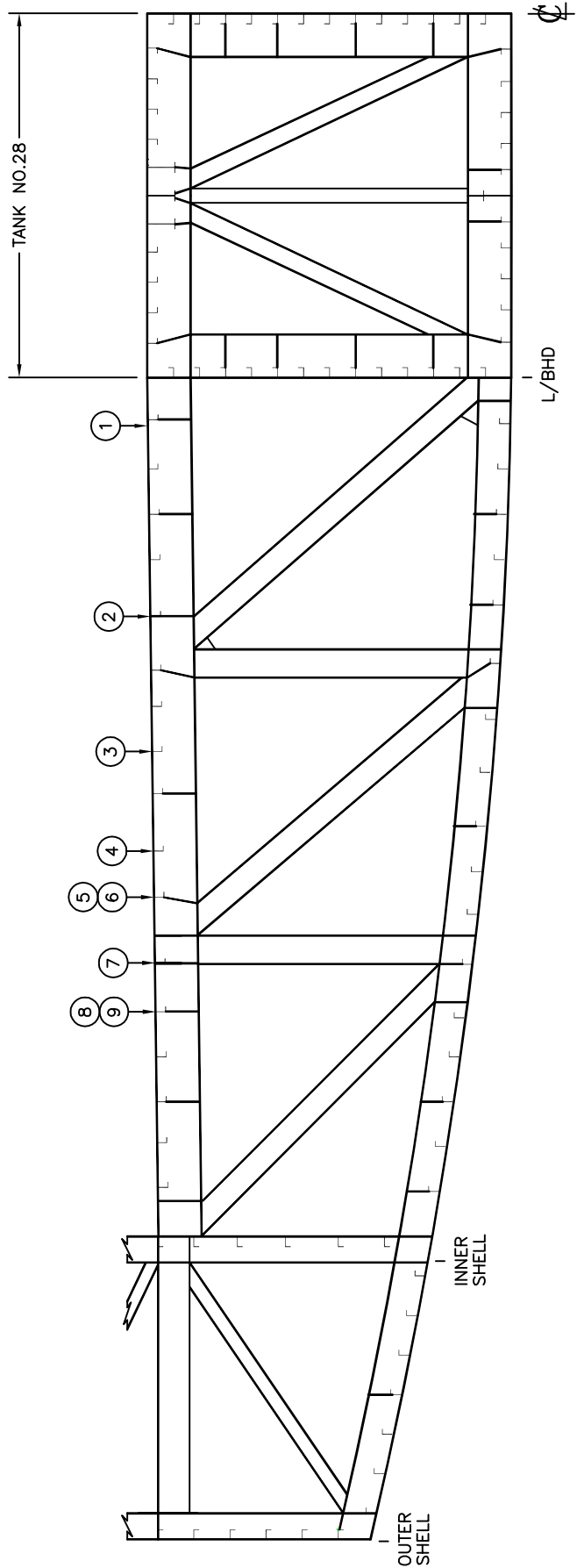
v1.1 DATE: MAY 2015

# INTERNATIONAL INSPECTION Specialists in Nondestructive Examination

## LOCATION DESCRIPTIONS

### **BULKHEAD 3**

- 1.) 1" Fracture in web of longitudinal in way of channel cut-out, 17" south of bhd.
- 2.) 1" Fracture in web of longitudinal in way of channel cut-out, 17" south of bhd.
- 3.) 2" diameter hole in deck plating, 6" south of bulkhead.
- 4.) 1" Fracture in web of longitudinal in way of channel cut-out, 17" south of bhd.
- 5.) 1" Fracture in web of longitudinal in way of channel cut-out, 17" south of bhd.



VESSEL: **EUREKA DRY DOCK**

TANK NO. 16 & 28 - FRAME 2

DESCRIPTION: LOOKING NORTH

DRAWN BY: W. RAMIREZ

JOB # A1268

DWG # FRM 2

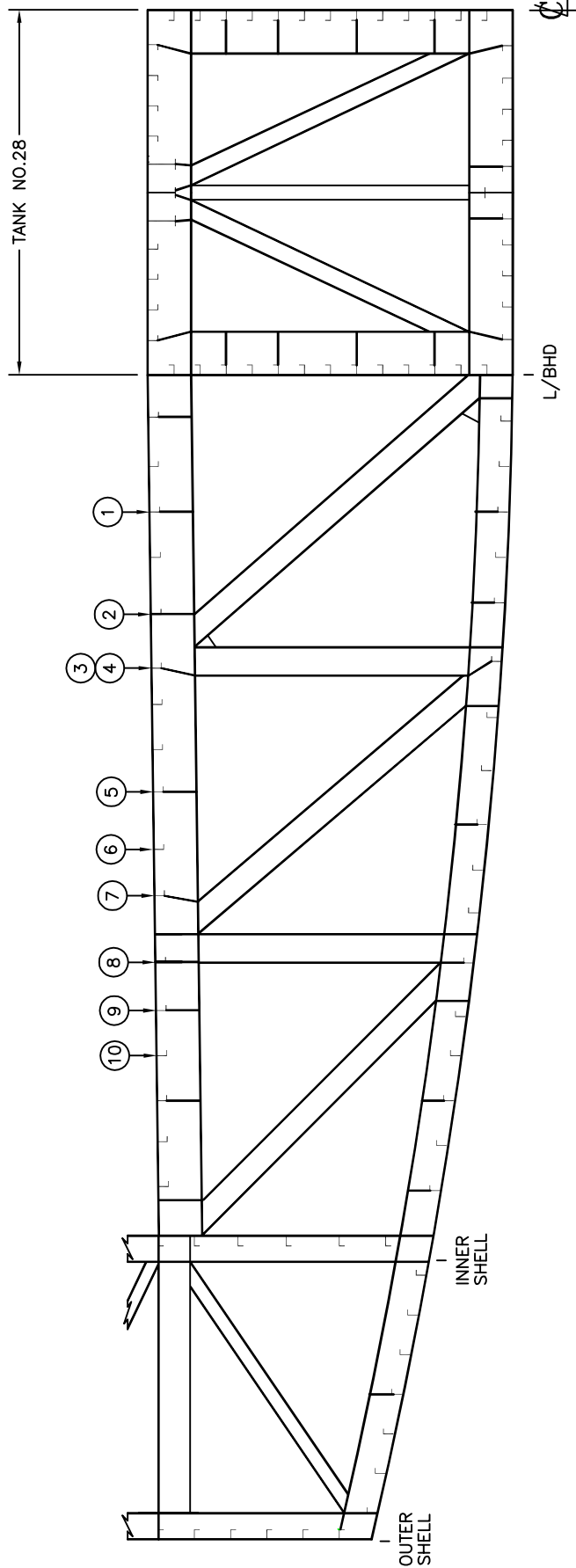
v1.1 DATE: MAY 2015

# INTERNATIONAL INSPECTION Specialists in Nondestructive Examination

## LOCATION DESCRIPTIONS

### FRAME 2

- 1.) 3” fracture on manway attachment weld to deck, 36” north of frame.
- 2.) 1” Fracture in web of longitudinal in way of channel cut-out, 17” south of frame.
- 3.) 2” Fracture in web of longitudinal in way of channel cut-out, 17” north of frame.
- 4.) 2” Fracture in web of longitudinal in way of channel cut-out, 17” north of frame.
- 5.) 2” Fracture in web of longitudinal in way of channel cut-out, 17” north of frame.
- 6.) 1” Fracture in web of longitudinal in way of channel cut-out, 17” south of frame.
- 7.) 1” Fracture in web of longitudinal in way of channel cut-out, 17” south of frame.
- 8.) 2” Fracture in web of longitudinal in way of channel cut-out, 17” north of frame.
- 9.) 1” Fracture in web of longitudinal in way of channel cut-out, 17” south of frame.



VESSEL: **EUREKA DRY DOCK**

TANK NO. 16 & 28 - FRAME 1

DESCRIPTION: LOOKING NORTH

DRAWN BY: W. RAMIREZ

JOB # A1268

DWG # FRM 1

v1.1 DATE: MAY 2015

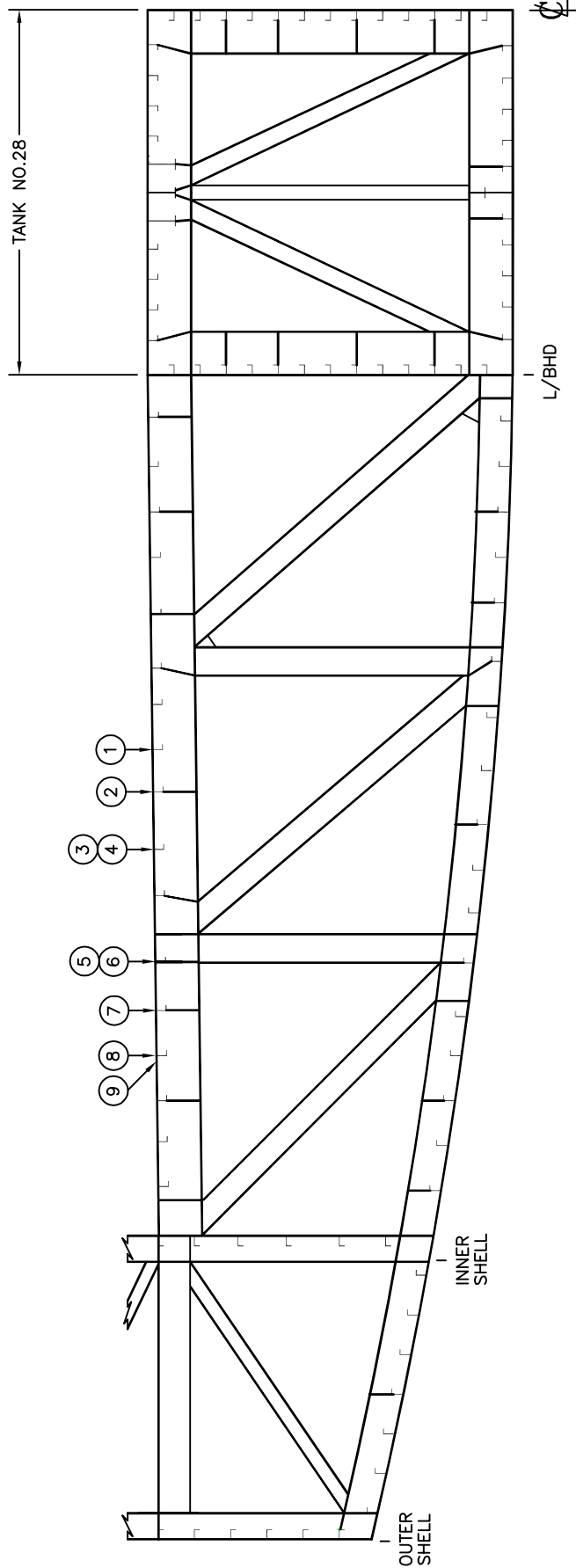


# INTERNATIONAL INSPECTION Specialists in Nondestructive Examination

## LOCATION DESCRIPTIONS

### FRAME 1

- 1.) 1" Fracture in web of longitudinal in way of channel cut-out, 17" north of frame.
- 2.) 1" Fracture in web of longitudinal in way of channel cut-out, 17" north of frame.
- 3.) 1" Fracture in web of longitudinal in way of channel cut-out, 17" north of frame.
- 4.) 1 ½" Fracture in web of longitudinal in way of channel cut-out, 17" north of frame.
- 5.) 1" Fracture in web of longitudinal in way of channel cut-out, 17" north of frame.
- 6.) 1 ½" Fracture in web of longitudinal in way of channel cut-out, 17" north of frame.
- 7.) 1 ½" Fracture in web of longitudinal in way of channel cut-out, 17" north of frame.
- 8.) 1 ½" Fracture in web of longitudinal in way of channel cut-out, 17" north of frame.
- 9.) 1 ½" Fracture in web of longitudinal in way of channel cut-out, 17" north of frame.
- 10.) 1 ½" Fracture in web of longitudinal in way of channel cut-out, 17" north of frame.



VESSEL: **EUREKA DRY DOCK**

TANK NO. 16 & 28 - FRAME C  
 DESCRIPTION: LOOKING NORTH

DRAWN BY: W. RAMIREZ

JOB # A1268

DWG # FRM C

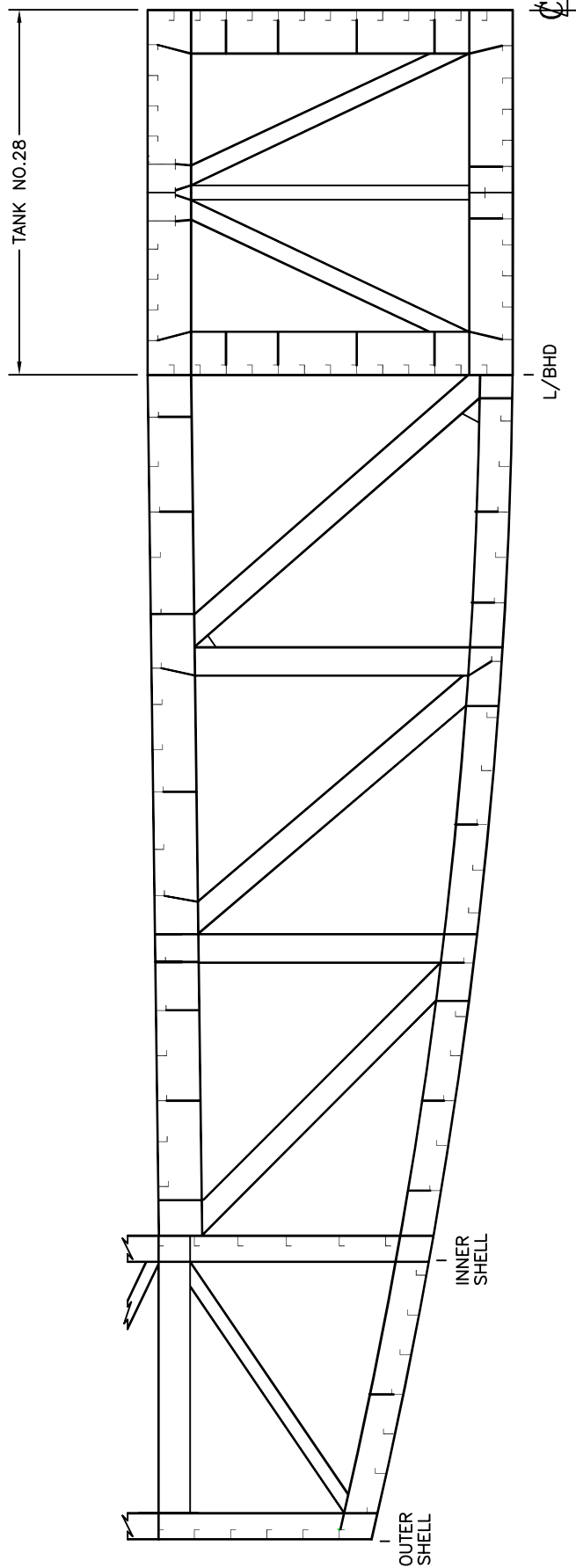
v1.1 DATE: MAY 2015

# INTERNATIONAL INSPECTION Specialists in Nondestructive Examination

## LOCATION DESCRIPTIONS

### FRAME C

- 1.) 1" Fracture in web of longitudinal in way of channel cut-out, 17" north of frame.
- 2.) 1" Fracture in web of longitudinal in way of channel cut-out, 17" north of frame.
- 3.) 1" Fracture in web of longitudinal in way of channel cut-out, 17" north of frame.
- 4.) 1" Fracture in web of longitudinal in way of channel cut-out, 17" south of frame.
- 5.) 1" Fracture in web of longitudinal in way of channel cut-out, 17" north of frame.
- 6.) 1" Fracture in web of longitudinal in way of channel cut-out, 17" south of frame.
- 7.) 1" Fracture in web of longitudinal in way of channel cut-out, 17" north of frame.
- 8.) 1" Fracture in web of longitudinal in way of channel cut-out, 17" north of frame.
- 9.) ¼" hole on deck plating, 48" north of frame.



VESSEL: **EUREKA DRY DOCK**

TANK NO. 16 & 28 - FRAME B

DESCRIPTION: LOOKING NORTH

DRAWN BY: W. RAMIREZ

JOB # A1268

DWG # FRM B


v1.1 DATE: MAY 2015

**INTERNATIONAL**  
 **INSPECTION**  
**Specialists in Nondestructive Examination**

LOCATION DESCRIPTIONS

**FRAME B**

**No visual indications found at time of survey.**



VESSEL: **EUREKA DRY DOCK**

TANK NO.16 & 28 - BULKHEAD A  
 DESCRIPTION: LOOKING NORTH

DRAWN BY: W. RAMIREZ

JOB # A1268

DWG # BHD A

v1.1 DATE: MAY 2015

**INTERNATIONAL**  
 **INSPECTION**  
**Specialists in Nondestructive Examination**

LOCATION DESCRIPTIONS

**BULKHEAD A**

**No visual indications found at time of survey.**