

DRS MARINE INC.

COMMERCIAL DIVERS
DAMS, POWERHOUSES
U/W PILE REPAIRS
U/W BURNING & WELDING
ROVS



525 CHESTNUT STREET
VALLEJO, CA 94590
BUS: 707-648-3483
FAX: 707-648-2006
WWW.DRSMARINE.COM

COMPLETE DIVING SERVICES

DRY DOCK 2 ULTRASONIC THICKNESS
INSPECTION
PREPARED FOR

BAE SYSTEMS
SAN FRANCISCO

July, 2016



DRS MARINE INC.

COMPLETE DIVING SERVICES

drsmarine@aol.com

525 Chestnut Street

Vallejo, CA 94590

PH 707/648-3483

FX 707/648-2006

JULY 19, 2016

BAE SYSTEMS

ATTN: Justin Gleaton

RE: Dry dock 2 ULTRA SONIC Thickness Gauging

Project site: Dry Dock 2
Date of work: 7/15/16 - 7/21/16
Inspection Site: Pier 80 San Francisco Ca.
Conditions: 0 to 12" visibility

INTRODUCTION

DRS marine was contracted to do ultra sonic thickness testing on Dry Dock 2. The bottom hull of the dock has 3" of hard marine growth and 18" of soft growth on it. The testing was done starting from the south end of the dock working north.

UT GRID PATTERN

The testing would be done on three bands on each side of centerline of the dock, for the length of the dock. The testing hits were taken at 15' 20' and 25' from centerline of dock every 5'.

METHOD

DRS marine used a three man dive crew with surface supplied air diving equipment and a low-pressure diving compressor. The dive crew used a CYGNUS 3 Ultrasonic thickness gauge that was checked for calibration every morning and at mid-day. Readings were taken down the length of the dock recording the thickness of the hull. The diver used belly lines to set up the grid pattern on the hull of the dock.

Diver conducted a "swim-by" inspection of the hull of the dry dock and found no dents, scraps or other abnormalities.

	Feet	0				5				10				15			
	Belt	Built	1	Diff	%	Built	2	Diff	%	Built	3	Diff	%	Built	4	Diff	%
West Side	25	0.438	0.436	-0.002	0%	0.438	0.398	-0.040	-9%	0.438	0.402	-0.036	-8%	0.438	0.394	-0.044	-10%
	20	0.438	0.406	-0.032	-7%	0.438	0.434	-0.004	-1%	0.438	0.362	-0.076	-17%	0.438	0.350	-0.088	-20%
	15	0.500	0.418	-0.082	-16%	0.500	0.402	-0.098	-20%	0.500	0.430	-0.070	-14%	0.500	0.480	-0.020	-4%
	10	0.500		-0.500	-100%	0.500		-0.500	-100%	0.500		-0.500	-100%	0.500		-0.500	-100%
	5	0.500		-0.500	-100%	0.500		-0.500	-100%	0.500		-0.500	-100%	0.500		-0.500	-100%
CL	0	0.500		-0.500	-100%	0.500		-0.500	-100%	0.500		-0.500	-100%	0.500		-0.500	-100%
East Side	5	0.500		-0.500	-100%	0.500		-0.500	-100%	0.500		-0.500	-100%	0.500		-0.500	-100%
	10	0.500		-0.500	-100%	0.500		-0.500	-100%	0.500		-0.500	-100%	0.500		-0.500	-100%
	15	0.500	0.490	-0.010	-2%	0.500	0.398	-0.102	-20%	0.500	0.330	-0.170	-34%	0.500	0.334	-0.166	-33%
	20	0.438	0.398	-0.040	-9%	0.438	0.352	-0.086	-20%	0.438	0.368	-0.070	-16%	0.438	0.342	-0.096	-22%
	25	0.438	0.406	-0.032	-7%	0.438	0.348	-0.090	-21%	0.438	0.322	-0.116	-26%	0.438	0.330	-0.108	-25%

<South

North>

	Feet	20				25				30				35			
	Belt	Built	5	Diff	%	Built	6	Diff	%	Built	7	Diff	%	Built	8	Diff	%
West Side	25	0.438	0.326	-0.112	-26%	0.438	0.428	-0.010	-2%	0.438	0.408	-0.030	-7%	0.438	0.406	-0.032	-7%
	20	0.438	0.386	-0.052	-12%	0.438	0.410	-0.028	-6%	0.438	0.422	-0.016	-4%	0.438	0.412	-0.026	-6%
	15	0.500	0.343	-0.157	-31%	0.500	0.448	-0.052	-10%	0.500	0.446	-0.054	-11%	0.500	0.432	-0.068	-14%
	10	0.500		-0.500	-100%	0.500		-0.500	-100%	0.500		-0.500	-100%	0.500		-0.500	-100%
	5	0.500		-0.500	-100%	0.500		-0.500	-100%	0.500		-0.500	-100%	0.500		-0.500	-100%
CL	0	0.500		-0.500	-100%	0.500		-0.500	-100%	0.500		-0.500	-100%	0.500		-0.500	-100%
East Side	5	0.500		-0.500	-100%	0.500		-0.500	-100%	0.500		-0.500	-100%	0.500		-0.500	-100%
	10	0.500		-0.500	-100%	0.500		-0.500	-100%	0.500		-0.500	-100%	0.500		-0.500	-100%
	15	0.500	0.412	-0.088	-18%	0.500	0.478	-0.022	-4%	0.500	0.406	-0.094	-19%	0.500	0.436	-0.064	-13%
	20	0.438	0.414	-0.024	-5%	0.438	0.322	-0.116	-26%	0.438	0.412	-0.026	-6%	0.438	0.434	-0.004	-1%
	25	0.438	0.334	-0.104	-24%	0.438	0.300	-0.138	-32%	0.438	0.374	-0.064	-15%	0.438	0.386	-0.052	-12%

< 15%

15% to 25%

25% to 50%

> 50%

No readings taken along center belts


	Feet	40				45				50				55			
	Belt	Built	9	Diff	%	Built	10	Diff	%	Built	11	Diff	%	Built	12	Diff	%
West Side	25	0.438	0.402	-0.036	-8%	0.438	0.402	-0.036	-8%	0.438	0.396	-0.042	-10%	0.438	0.402	-0.036	-8%
	20	0.438	0.410	-0.028	-6%	0.438	0.418	-0.020	-5%	0.438	0.356	-0.082	-19%	0.438	0.346	-0.092	-21%
	15	0.500	0.436	-0.064	-13%	0.500	0.418	-0.082	-16%	0.500	0.440	-0.060	-12%	0.500	0.414	-0.086	-17%
	10	0.500		-0.500	-100%	0.500		-0.500	-100%	0.500		-0.500	-100%	0.500		-0.500	-100%
	5	0.500		-0.500	-100%	0.500		-0.500	-100%	0.500		-0.500	-100%	0.500		-0.500	-100%
CL	0	0.500		-0.500	-100%	0.500		-0.500	-100%	0.500		-0.500	-100%	0.500		-0.500	-100%
East Side	5	0.500		-0.500	-100%	0.500		-0.500	-100%	0.500		-0.500	-100%	0.500		-0.500	-100%
	10	0.500		-0.500	-100%	0.500		-0.500	-100%	0.500		-0.500	-100%	0.500		-0.500	-100%
	15	0.500	0.412	-0.088	-18%	0.500	0.412	-0.088	-18%	0.500	0.404	-0.096	-19%	0.500	0.424	-0.076	-15%
	20	0.438	0.362	-0.076	-17%	0.438	0.398	-0.040	-9%	0.438	0.342	-0.096	-22%	0.438	0.424	-0.014	-3%
	25	0.438	0.394	-0.044	-10%	0.438	0.406	-0.032	-7%	0.438	0.338	-0.100	-23%	0.438	0.338	-0.100	-23%


<South

North>

	Feet	60				65				70				75			
	Belt	Built	13	Diff	%	Built	14	Diff	%	Built	15	Diff	%	Built	16	Diff	%
West Side	25	0.438	0.440	0.002	0%	0.438	0.318	-0.120	-27%	0.438	0.380	-0.058	-13%	0.438	0.348	-0.090	-21%
	20	0.438	0.342	-0.096	-22%	0.438	0.382	-0.056	-13%	0.438	0.390	-0.048	-11%	0.438	0.242	-0.196	-45%
	15	0.500	0.396	-0.104	-21%	0.500	0.438	-0.062	-12%	0.500	0.328	-0.172	-34%	0.500	0.310	-0.190	-38%
	10	0.500		-0.500	-100%	0.500		-0.500	-100%	0.500		-0.500	-100%	0.500		-0.500	-100%
	5	0.500		-0.500	-100%	0.500		-0.500	-100%	0.500		-0.500	-100%	0.500		-0.500	-100%
CL	0	0.500		-0.500	-100%	0.500		-0.500	-100%	0.500		-0.500	-100%	0.500		-0.500	-100%
East Side	5	0.500		-0.500	-100%	0.500		-0.500	-100%	0.500		-0.500	-100%	0.500		-0.500	-100%
	10	0.500		-0.500	-100%	0.500		-0.500	-100%	0.500		-0.500	-100%	0.500		-0.500	-100%
	15	0.500	0.462	-0.038	-8%	0.500	0.486	-0.014	-3%	0.500	0.438	-0.062	-12%	0.500	0.424	-0.076	-15%
	20	0.438	0.400	-0.038	-9%	0.438	0.356	-0.082	-19%	0.438	0.396	-0.042	-10%	0.438	0.338	-0.100	-23%
	25	0.438	0.348	-0.090	-21%	0.438	0.414	-0.024	-5%	0.438	0.406	-0.032	-7%	0.438	0.376	-0.062	-14%

 < 15%

 15% to 25%

 25% to 50%

 > 50%

No readings taken along center belts

	Feet	80				85				90				95			
	Belt	Built	17	Diff	%	Built	18	Diff	%	Built	19	Diff	%	Built	20	Diff	%
West Side	25	0.438	0.388	-0.050	-11%	0.438	0.414	-0.024	-5%	0.438	0.418	-0.020	-5%	0.438	0.346	-0.092	-21%
	20	0.438	0.378	-0.060	-14%	0.438	0.404	-0.034	-8%	0.438	0.412	-0.026	-6%	0.438	0.398	-0.040	-9%
	15	0.500	0.240	-0.260	-52%	0.500	0.396	-0.104	-21%	0.500	0.312	-0.188	-38%	0.500	0.408	-0.092	-18%
	10	0.500		-0.500	-100%	0.500		-0.500	-100%	0.500		-0.500	-100%	0.500		-0.500	-100%
	5	0.500		-0.500	-100%	0.500		-0.500	-100%	0.500		-0.500	-100%	0.500		-0.500	-100%
CF	0	0.500		-0.500	-100%	0.500		-0.500	-100%	0.500		-0.500	-100%	0.500		-0.500	-100%
East Side	5	0.500		-0.500	-100%	0.500		-0.500	-100%	0.500		-0.500	-100%	0.500		-0.500	-100%
	10	0.500		-0.500	-100%	0.500		-0.500	-100%	0.500		-0.500	-100%	0.500		-0.500	-100%
	15	0.500	0.296	-0.204	-41%	0.500	0.244	-0.256	-51%	0.500	0.286	-0.214	-43%	0.500	0.448	-0.052	-10%
	20	0.438	0.238	-0.200	-46%	0.438	0.296	-0.142	-32%	0.438	0.402	-0.036	-8%	0.438	0.396	-0.042	-10%
25	0.438	0.288	-0.150	-34%	0.438	0.428	-0.010	-2%	0.438	0.362	-0.076	-17%	0.438	0.342	-0.096	-22%	

<South

North>

	Feet	100				105				110				115			
	Belt	Built	21	Diff	%	Built	22	Diff	%	Built	23	Diff	%	Built	24	Diff	%
West Side	25	0.438	0.386	-0.052	-12%	0.438	0.350	-0.088	-20%	0.438	0.250	-0.188	-43%	0.438	0.350	-0.088	-20%
	20	0.438	0.390	-0.048	-11%	0.438	0.386	-0.052	-12%	0.438	0.356	-0.082	-19%	0.438	0.396	-0.042	-10%
	15	0.500	0.338	-0.162	-32%	0.500	0.428	-0.072	-14%	0.500	0.406	-0.094	-19%	0.500	0.404	-0.096	-19%
	10	0.500		-0.500	-100%	0.500		-0.500	-100%	0.500		-0.500	-100%	0.500		-0.500	-100%
	5	0.500		-0.500	-100%	0.500		-0.500	-100%	0.500		-0.500	-100%	0.500		-0.500	-100%
CF	0	0.500		-0.500	-100%	0.500		-0.500	-100%	0.500		-0.500	-100%	0.500		-0.500	-100%
East Side	5	0.500		-0.500	-100%	0.500		-0.500	-100%	0.500		-0.500	-100%	0.500		-0.500	-100%
	10	0.500		-0.500	-100%	0.500		-0.500	-100%	0.500		-0.500	-100%	0.500		-0.500	-100%
	15	0.500	0.356	-0.144	-29%	0.500	0.426	-0.074	-15%	0.500	0.328	-0.172	-34%	0.500	0.414	-0.086	-17%
	20	0.438	0.306	-0.132	-30%	0.438	0.240	-0.198	-45%	0.438	0.242	-0.196	-45%	0.438	0.390	-0.048	-11%
25	0.438	0.308	-0.130	-30%	0.438	0.390	-0.048	-11%	0.438	0.270	-0.168	-38%	0.438	0.320	-0.118	-27%	

< 15%

15% to 25%

25% to 50%

> 50%

No readings taken along center belts


	Feet	120				125				130				135			
	Belt	Built	25	Diff	%	Built	26	Diff	%	Built	27	Diff	%	Built	28	Diff	%
West Side	25	0.438	0.386	-0.052	-12%	0.438	0.396	-0.042	-10%	0.438	0.402	-0.036	-8%	0.438	0.426	-0.012	-3%
	20	0.438	0.302	-0.136	-31%	0.438	0.370	-0.068	-16%	0.438	0.422	-0.016	-4%	0.438	0.402	-0.036	-8%
	15	0.500	0.442	-0.058	-12%	0.500	0.406	-0.094	-19%	0.500	0.429	-0.071	-14%	0.500	0.370	-0.130	-26%
	10	0.500		-0.500	-100%	0.500		-0.500	-100%	0.500		-0.500	-100%	0.500		-0.500	-100%
	5	0.500		-0.500	-100%	0.500		-0.500	-100%	0.500		-0.500	-100%	0.500		-0.500	-100%
CL	0	0.500		-0.500	-100%	0.500		-0.500	-100%	0.500		-0.500	-100%	0.500		-0.500	-100%
East Side	5	0.500		-0.500	-100%	0.500		-0.500	-100%	0.500		-0.500	-100%	0.500		-0.500	-100%
	10	0.500		-0.500	-100%	0.500		-0.500	-100%	0.500		-0.500	-100%	0.500		-0.500	-100%
	15	0.500	0.470	-0.030	-6%	0.500	0.432	-0.068	-14%	0.500	0.480	-0.020	-4%	0.500	0.502	0.002	0%
	20	0.438	0.302	-0.136	-31%	0.438	0.342	-0.096	-22%	0.438	0.380	-0.058	-13%	0.438	0.386	-0.052	-12%
	25	0.438	0.322	-0.116	-26%	0.438	0.240	-0.198	-45%	0.438	0.418	-0.020	-5%	0.438	0.408	-0.030	-7%

<South

North>

	Feet	140				145				150				155			
	Belt	Built	29	Diff	%	Built	30	Diff	%	Built	31	Diff	%	Built	32	Diff	%
West Side	25	0.438	0.356	-0.082	-19%	0.438	0.350	-0.088	-20%	0.438	0.408	-0.030	-7%	0.438	0.396	-0.042	-10%
	20	0.438	0.396	-0.042	-10%	0.438	0.354	-0.084	-19%	0.438	0.308	-0.130	-30%	0.438	0.306	-0.132	-30%
	15	0.500	0.432	-0.068	-14%	0.500	0.376	-0.124	-25%	0.500	0.490	-0.010	-2%	0.500	0.500	0.000	0%
	10	0.500		-0.500	-100%	0.500		-0.500	-100%	0.500		-0.500	-100%	0.500		-0.500	-100%
	5	0.500		-0.500	-100%	0.500		-0.500	-100%	0.500		-0.500	-100%	0.500		-0.500	-100%
CL	0	0.500		-0.500	-100%	0.500		-0.500	-100%	0.500		-0.500	-100%	0.500		-0.500	-100%
East Side	5	0.500		-0.500	-100%	0.500		-0.500	-100%	0.500		-0.500	-100%	0.500		-0.500	-100%
	10	0.500		-0.500	-100%	0.500		-0.500	-100%	0.500		-0.500	-100%	0.500		-0.500	-100%
	15	0.500	0.468	-0.032	-6%	0.500	0.350	-0.150	-30%	0.500	0.346	-0.154	-31%	0.500	0.388	-0.112	-22%
	20	0.438	0.314	-0.124	-28%	0.438	0.410	-0.028	-6%	0.438	0.424	-0.014	-3%	0.438	0.370	-0.068	-16%
	25	0.438	0.356	-0.082	-19%	0.438	0.384	-0.054	-12%	0.438	0.400	-0.038	-9%	0.438	0.358	-0.080	-18%

 < 15%

 15% to 25%

 25% to 50%

 > 50%

No readings taken along center belts


	Feet	160				165				170				175			
	Belt	Built	33	Diff	%	Built	34	Diff	%	Built	35	Diff	%	Built	36	Diff	%
West Side	25	0.438	0.386	-0.052	-12%	0.438	0.426	-0.012	-3%	0.438	0.386	-0.052	-12%	0.438	0.248	-0.190	-43%
	20	0.438	0.366	-0.072	-16%	0.438	0.356	-0.082	-19%	0.438	0.386	-0.052	-12%	0.438	0.414	-0.024	-5%
	15	0.500	0.418	-0.082	-16%	0.500	0.302	-0.198	-40%	0.500	0.356	-0.144	-29%	0.500	0.408	-0.092	-18%
	10	0.500		-0.500	-100%	0.500		-0.500	-100%	0.500		-0.500	-100%	0.500		-0.500	-100%
	5	0.500		-0.500	-100%	0.500		-0.500	-100%	0.500		-0.500	-100%	0.500		-0.500	-100%
CL	0	0.500		-0.500	-100%	0.500		-0.500	-100%	0.500		-0.500	-100%	0.500		-0.500	-100%
East Side	5	0.500		-0.500	-100%	0.500		-0.500	-100%	0.500		-0.500	-100%	0.500		-0.500	-100%
	10	0.500		-0.500	-100%	0.500		-0.500	-100%	0.500		-0.500	-100%	0.500		-0.500	-100%
	15	0.500	0.416	-0.084	-17%	0.500	0.414	-0.086	-17%	0.500	0.318	-0.182	-36%	0.500	0.422	-0.078	-16%
	20	0.438	0.276	-0.162	-37%	0.438	0.306	-0.132	-30%	0.438	0.310	-0.128	-29%	0.438	0.298	-0.140	-32%
	25	0.438	0.330	-0.108	-25%	0.438	0.288	-0.150	-34%	0.438	0.340	-0.098	-22%	0.438	0.420	-0.018	-4%


<South

>North

	Feet	180				185				190				195			
	Belt	Built	37	Diff	%	Built	38	Diff	%	Built	39	Diff	%	Built	40	Diff	%
West Side	25	0.438	0.356	-0.082	-19%	0.438	0.316	-0.122	-28%	0.438	0.356	-0.082	-19%	0.438	0.258	-0.180	-41%
	20	0.438	0.310	-0.128	-29%	0.438	0.366	-0.072	-16%	0.438	0.424	-0.014	-3%	0.438	0.436	-0.002	0%
	15	0.500	0.430	-0.070	-14%	0.500	0.370	-0.130	-26%	0.500	0.406	-0.094	-19%	0.500	0.406	-0.094	-19%
	10	0.500		-0.500	-100%	0.500		-0.500	-100%	0.500		-0.500	-100%	0.500		-0.500	-100%
	5	0.500		-0.500	-100%	0.500		-0.500	-100%	0.500		-0.500	-100%	0.500		-0.500	-100%
CL	0	0.500		-0.500	-100%	0.500		-0.500	-100%	0.500		-0.500	-100%	0.500		-0.500	-100%
East Side	5	0.500		-0.500	-100%	0.500		-0.500	-100%	0.500		-0.500	-100%	0.500		-0.500	-100%
	10	0.500		-0.500	-100%	0.500		-0.500	-100%	0.500		-0.500	-100%	0.500		-0.500	-100%
	15	0.500	0.410	-0.090	-18%	0.500	0.396	-0.104	-21%	0.500	0.410	-0.090	-18%	0.500	0.396	-0.104	-21%
	20	0.438	0.400	-0.038	-9%	0.438	0.420	-0.018	-4%	0.438	0.350	-0.088	-20%	0.438	0.416	-0.022	-5%
	25	0.438	0.392	-0.046	-11%	0.438	0.402	-0.036	-8%	0.438	0.356	-0.082	-19%	0.438	0.350	-0.088	-20%

 < 15%

 15% to 25%

 25% to 50%

 ~~> 50%~~

No readings taken along center belts

	Feet	200				205				210				215			
	Belt	Built	41	Diff	%	Built	42	Diff	%	Built	43	Diff	%	Built	44	Diff	%
West Side	25	0.438	0.316	-0.122	-28%	0.438	0.398	-0.040	-9%	0.438	0.398	-0.040	-9%	0.438	0.302	-0.136	-31%
	20	0.438	0.332	-0.106	-24%	0.438	0.336	-0.102	-23%	0.438	0.398	-0.040	-9%	0.438	0.296	-0.142	-32%
	15	0.500	0.356	-0.144	-29%	0.500	0.356	-0.144	-29%	0.500	0.466	-0.034	-7%	0.500	0.406	-0.094	-19%
	10	0.500		-0.500	-100%	0.500		-0.500	-100%	0.500		-0.500	-100%	0.500		-0.500	-100%
	5	0.500		-0.500	-100%	0.500		-0.500	-100%	0.500		-0.500	-100%	0.500		-0.500	-100%
CL	0	0.500		-0.500	-100%	0.500		-0.500	-100%	0.500		-0.500	-100%	0.500		-0.500	-100%
East Side	5	0.500		-0.500	-100%	0.500		-0.500	-100%	0.500		-0.500	-100%	0.500		-0.500	-100%
	10	0.500		-0.500	-100%	0.500		-0.500	-100%	0.500		-0.500	-100%	0.500		-0.500	-100%
	15	0.500	4.300	3.800	760%	0.500	0.376	-0.124	-25%	0.500	0.490	-0.010	-2%	0.500	0.352	-0.148	-30%
	20	0.438	3.980	3.542	809%	0.438	0.370	-0.068	-16%	0.438	0.436	-0.002	0%	0.438	0.290	-0.148	-34%
	25	0.438	4.400	3.962	905%	0.438	0.352	-0.086	-20%	0.438	0.332	-0.106	-24%	0.438	0.362	-0.076	-17%

<South

looks like decimal is in the wrong place, should be 0.430, 0.398, 0.440

North>

	Feet	220				225				230				235			
	Belt	Built	45	Diff	%	Built	46	Diff	%	Built	47	Diff	%	Built	48	Diff	%
West Side	25	0.438	0.294	-0.144	-33%	0.438	0.410	-0.028	-6%	0.438	0.290	-0.148	-34%	0.438	0.340	-0.098	-22%
	20	0.438	0.292	-0.146	-33%	0.438	0.426	-0.012	-3%	0.438	0.326	-0.112	-26%	0.438	0.398	-0.040	-9%
	15	0.500	0.332	-0.168	-34%	0.500	0.334	-0.166	-33%	0.500	0.344	-0.156	-31%	0.500	0.350	-0.150	-30%
	10	0.500		-0.500	-100%	0.500		-0.500	-100%	0.500		-0.500	-100%	0.500		-0.500	-100%
	5	0.500		-0.500	-100%	0.500		-0.500	-100%	0.500		-0.500	-100%	0.500		-0.500	-100%
CL	0	0.500		-0.500	-100%	0.500		-0.500	-100%	0.500		-0.500	-100%	0.500		-0.500	-100%
East Side	5	0.500		-0.500	-100%	0.500		-0.500	-100%	0.500		-0.500	-100%	0.500		-0.500	-100%
	10	0.500		-0.500	-100%	0.500		-0.500	-100%	0.500		-0.500	-100%	0.500		-0.500	-100%
	15	0.500	0.306	-0.194	-39%	0.500	0.390	-0.110	-22%	0.500	0.430	-0.070	-14%	0.500	0.500	0.000	0%
	20	0.438	0.386	-0.052	-12%	0.438	0.304	-0.134	-31%	0.438	0.350	-0.088	-20%	0.438	3.500	3.062	699%
	25	0.438	0.420	-0.018	-4%	0.438	0.398	-0.040	-9%	0.438	0.310	-0.128	-29%	0.438	0.346	-0.092	-21%

< 15%

15% to 25%

25% to 50%

> 50%

No readings taken along center belts

	Feet	240				245				250				255			
	Belt	Built	49	Diff	%	Built	50	Diff	%	Built	51	Diff	%	Built	52	Diff	%
West Side	25	0.438	0.342	-0.096	-22%	0.438	0.308	-0.130	-30%	0.438	0.338	-0.100	-23%	0.438	0.338	-0.100	-23%
	20	0.438	0.402	-0.036	-8%	0.438	0.398	-0.040	-9%	0.438	0.400	-0.038	-9%	0.438	0.396	-0.042	-10%
	15	0.500	0.390	-0.110	-22%	0.500	0.430	-0.070	-14%	0.500	0.342	-0.158	-32%	0.500	0.422	-0.078	-16%
	10	0.500		-0.500	-100%	0.500		-0.500	-100%	0.500		-0.500	-100%	0.500		-0.500	-100%
	5	0.500		-0.500	-100%	0.500		-0.500	-100%	0.500		-0.500	-100%	0.500		-0.500	-100%
CL	0	0.500		-0.500	-100%	0.500		-0.500	-100%	0.500		-0.500	-100%	0.500		-0.500	-100%
East Side	5	0.500		-0.500	-100%	0.500		-0.500	-100%	0.500		-0.500	-100%	0.500		-0.500	-100%
	10	0.500		-0.500	-100%	0.500		-0.500	-100%	0.500		-0.500	-100%	0.500		-0.500	-100%
	15	0.500	0.438	-0.062	-12%	0.500	0.478	-0.022	-4%	0.500	0.468	-0.032	-6%	0.500	0.390	-0.110	-22%
	20	0.438	0.318	-0.120	-27%	0.438	0.386	-0.052	-12%	0.438	0.404	-0.034	-8%	0.438	0.305	-0.133	-30%
	25	0.438	0.296	-0.142	-32%	0.438	0.300	-0.138	-32%	0.438	0.376	-0.062	-14%	0.438	0.338	-0.100	-23%

<South

North>

	Feet	260				265				270				275			
	Belt	Built	53	Diff	%	Built	54	Diff	%	Built	55	Diff	%	Built	56	Diff	%
West Side	25	0.438	0.314	-0.124	-28%	0.438	0.324	-0.114	-26%	0.438	0.420	-0.018	-4%	0.438	0.366	-0.072	-16%
	20	0.438	0.287	-0.151	-34%	0.438	0.348	-0.090	-21%	0.438	0.420	-0.018	-4%	0.438	0.386	-0.052	-12%
	15	0.500	0.356	-0.144	-29%	0.500	0.398	-0.102	-20%	0.500	0.330	-0.170	-34%	0.500	0.430	-0.070	-14%
	10	0.500		-0.500	-100%	0.500		-0.500	-100%	0.500		-0.500	-100%	0.500		-0.500	-100%
	5	0.500		-0.500	-100%	0.500		-0.500	-100%	0.500		-0.500	-100%	0.500		-0.500	-100%
CL	0	0.500		-0.500	-100%	0.500		-0.500	-100%	0.500		-0.500	-100%	0.500		-0.500	-100%
East Side	5	0.500		-0.500	-100%	0.500		-0.500	-100%	0.500		-0.500	-100%	0.500		-0.500	-100%
	10	0.500		-0.500	-100%	0.500		-0.500	-100%	0.500		-0.500	-100%	0.500		-0.500	-100%
	15	0.500	0.372	-0.128	-26%	0.500	0.414	-0.086	-17%	0.500	0.486	-0.014	-3%	0.500	0.398	-0.102	-20%
	20	0.438	0.290	-0.148	-34%	0.438	0.346	-0.092	-21%	0.438	0.332	-0.106	-24%	0.438	0.358	-0.080	-18%
	25	0.438	0.310	-0.128	-29%	0.438	0.314	-0.124	-28%	0.438	0.366	-0.072	-16%	0.438	0.298	-0.140	-32%

< 15%
 15% to 25%
 25% to 50%
 > 50%

No readings taken along center belts


	Feet	280				285				290				295			
	Belt	Built	Diff	%	Built	Diff	%	Built	Diff	%	Built	Diff	%	Built	Diff	%	
West Side	25	0.438	0.370	-0.068	-16%	0.438	0.318	-0.120	-27%	0.438	0.318	-0.120	-27%	0.438	0.418	-0.020	-5%
	20	0.438	0.290	-0.148	-34%	0.438	0.270	-0.168	-38%	0.438	0.392	-0.046	-11%	0.438	0.372	-0.066	-15%
	15	0.500	0.422	-0.078	-16%	0.500	0.344	-0.156	-31%	0.500	0.344	-0.156	-31%	0.500	0.489	-0.011	-2%
	10	0.500		-0.500	-100%	0.500		-0.500	-100%	0.500		-0.500	-100%	0.500		-0.500	-100%
	5	0.500		-0.500	-100%	0.500		-0.500	-100%	0.500		-0.500	-100%	0.500		-0.500	-100%
CL	0	0.500		-0.500	-100%	0.500		-0.500	-100%	0.500		-0.500	-100%	0.500		-0.500	-100%
East Side	5	0.500		-0.500	-100%	0.500		-0.500	-100%	0.500		-0.500	-100%	0.500		-0.500	-100%
	10	0.500		-0.500	-100%	0.500		-0.500	-100%	0.500		-0.500	-100%	0.500		-0.500	-100%
	15	0.500	0.474	-0.026	-5%	0.500	0.318	-0.182	-36%	0.500	0.386	-0.114	-23%	0.500	0.380	-0.120	-24%
	20	0.438	0.326	-0.112	-26%	0.438	0.436	-0.002	0%	0.438	0.414	-0.024	-5%	0.438	0.352	-0.086	-20%
	25	0.438	0.330	-0.108	-25%	0.438	0.302	-0.136	-31%	0.438	0.378	-0.060	-14%	0.438	0.342	-0.096	-22%


<South

North>

	Feet	300				305				310				315			
	Belt	Built	Diff	%	Built	Diff	%	Built	Diff	%	Built	Diff	%	Built	Diff	%	
West Side	25	0.438	0.358	-0.080	-18%	0.438	0.358	-0.080	-18%	0.438	0.402	-0.036	-8%	0.438	0.384	-0.054	-12%
	20	0.438	0.398	-0.040	-9%	0.438	0.390	-0.048	-11%	0.438	0.422	-0.016	-4%	0.438	0.402	-0.036	-8%
	15	0.500	0.486	-0.014	-3%	0.500	0.388	-0.112	-22%	0.500	0.438	-0.062	-12%	0.500	0.486	-0.014	-3%
	10	0.500		-0.500	-100%	0.500		-0.500	-100%	0.500		-0.500	-100%	0.500		-0.500	-100%
	5	0.500		-0.500	-100%	0.500		-0.500	-100%	0.500		-0.500	-100%	0.500		-0.500	-100%
CL	0	0.500		-0.500	-100%	0.500		-0.500	-100%	0.500		-0.500	-100%	0.500		-0.500	-100%
East Side	5	0.500		-0.500	-100%	0.500		-0.500	-100%	0.500		-0.500	-100%	0.500		-0.500	-100%
	10	0.500		-0.500	-100%	0.500		-0.500	-100%	0.500		-0.500	-100%	0.500		-0.500	-100%
	15	0.500	0.358	-0.142	-28%	0.500	0.344	-0.156	-31%	0.500	0.490	-0.010	-2%	0.500	0.428	-0.072	-14%
	20	0.438	0.418	-0.020	-5%	0.438	0.358	-0.080	-18%	0.438	0.406	-0.032	-7%	0.438	0.366	-0.072	-16%
	25	0.438	0.394	-0.044	-10%	0.438	0.374	-0.064	-15%	0.438	0.414	-0.024	-5%	0.438	0.400	-0.038	-9%

 < 15%

 15% to 25%

 25% to 50%

 ~~> 50%~~

No readings taken along center belts


	Feet	320				325				330				335			
	Belt	Built	65	Diff	%	Built	66	Diff	%	Built	67	Diff	%	Built	68	Diff	%
West Side	25	0.438	0.418	-0.020	-5%	0.438	0.432	-0.006	-1%	0.438	0.394	-0.044	-10%	0.438	0.342	-0.096	-22%
	20	0.438	0.422	-0.016	-4%	0.438	0.388	-0.050	-11%	0.438	0.370	-0.068	-16%	0.438	0.400	-0.038	-9%
	15	0.500	0.438	-0.062	-12%	0.500	0.492	-0.008	-2%	0.500	0.500	0.000	0%	0.500	0.414	-0.086	-17%
	10	0.500		-0.500	-100%	0.500		-0.500	-100%	0.500		-0.500	-100%	0.500		-0.500	-100%
	5	0.500		-0.500	-100%	0.500		-0.500	-100%	0.500		-0.500	-100%	0.500		-0.500	-100%
CL	0	0.500		-0.500	-100%	0.500		-0.500	-100%	0.500		-0.500	-100%	0.500		-0.500	-100%
East Side	5	0.500		-0.500	-100%	0.500		-0.500	-100%	0.500		-0.500	-100%	0.500		-0.500	-100%
	10	0.500		-0.500	-100%	0.500		-0.500	-100%	0.500		-0.500	-100%	0.500		-0.500	-100%
	15	0.500	0.482	-0.018	-4%	0.500	0.364	-0.136	-27%	0.500	0.454	-0.046	-9%	0.500	0.406	-0.094	-19%
	20	0.438	0.430	-0.008	-2%	0.438	0.438	0.000	0%	0.438	0.368	-0.070	-16%	0.438	0.436	-0.002	0%
	25	0.438	0.376	-0.062	-14%	0.438	0.388	-0.050	-11%	0.438	0.342	-0.096	-22%	0.438	0.306	-0.132	-30%

<South

North>

	Feet	340				345				350				355			
	Belt	Built	69	Diff	%	Built	70	Diff	%	Built	71	Diff	%	Built	72	Diff	%
West Side	25	0.438	0.386	-0.052	-12%	0.438	0.402	-0.036	-8%	0.438	0.422	-0.016	-4%	0.438	0.394	-0.044	-10%
	20	0.438	0.326	-0.112	-26%	0.438	0.300	-0.138	-32%	0.438	0.382	-0.056	-13%	0.438	0.386	-0.052	-12%
	15	0.500	0.414	-0.086	-17%	0.500	0.498	-0.002	0%	0.500	0.494	-0.006	-1%	0.500	0.402	-0.098	-20%
	10	0.500		-0.500	-100%	0.500		-0.500	-100%	0.500		-0.500	-100%	0.500		-0.500	-100%
	5	0.500		-0.500	-100%	0.500		-0.500	-100%	0.500		-0.500	-100%	0.500		-0.500	-100%
CL	0	0.500		-0.500	-100%	0.500		-0.500	-100%	0.500		-0.500	-100%	0.500		-0.500	-100%
East Side	5	0.500		-0.500	-100%	0.500		-0.500	-100%	0.500		-0.500	-100%	0.500		-0.500	-100%
	10	0.500		-0.500	-100%	0.500		-0.500	-100%	0.500		-0.500	-100%	0.500		-0.500	-100%
	15	0.500	0.478	-0.022	-4%	0.500	0.408	-0.092	-18%	0.500	0.470	-0.030	-6%	0.500	0.482	-0.018	-4%
	20	0.438	0.394	-0.044	-10%	0.438	0.402	-0.036	-8%	0.438	0.386	-0.052	-12%	0.438	0.374	-0.064	-15%
	25	0.438	0.388	-0.050	-11%	0.438	0.318	-0.120	-27%	0.438	0.378	-0.060	-14%	0.438	0.346	-0.092	-21%

 < 15%

 15% to 25%

 25% to 50%

 > 50%

 No readings taken along center belts

	Feet	360				365				370				375			
	Belt	Built	Diff	%	Built	Diff	%	Built	Diff	%	Built	Diff	%	Built	Diff	%	
West Side	25	0.438	0.398	-0.040	-9%	0.438	0.430	-0.008	-2%	0.438	0.378	-0.060	-14%	0.438	0.402	-0.036	-8%
	20	0.438	0.382	-0.056	-13%	0.438	0.374	-0.064	-15%	0.438	0.432	-0.006	-1%	0.438	0.400	-0.038	-9%
	15	0.500	0.468	-0.032	-6%	0.500	0.422	-0.078	-16%	0.500	0.416	-0.084	-17%	0.500	0.430	-0.070	-14%
	10	0.500		-0.500	-100%	0.500		-0.500	-100%	0.500		-0.500	-100%	0.500		-0.500	-100%
	5	0.500		-0.500	-100%	0.500		-0.500	-100%	0.500		-0.500	-100%	0.500		-0.500	-100%
CL	0	0.500		-0.500	-100%	0.500		-0.500	-100%	0.500		-0.500	-100%	0.500		-0.500	-100%
East Side	5	0.500		-0.500	-100%	0.500		-0.500	-100%	0.500		-0.500	-100%	0.500		-0.500	-100%
	10	0.500		-0.500	-100%	0.500		-0.500	-100%	0.500		-0.500	-100%	0.500		-0.500	-100%
	15	0.500	0.476	-0.024	-5%	0.500	0.450	-0.050	-10%	0.500	0.482	-0.018	-4%	0.500	0.434	-0.066	-13%
	20	0.438	0.394	-0.044	-10%	0.438	0.428	-0.010	-2%	0.438	0.404	-0.034	-8%	0.438	0.402	-0.036	-8%
	25	0.438	0.346	-0.092	-21%	0.438	0.414	-0.024	-5%	0.438	0.390	-0.048	-11%	0.438	0.382	-0.056	-13%

<South

North>

	Feet	380				385				390				395			
	Belt	Built	Diff	%	Built	Diff	%	Built	Diff	%	Built	Diff	%	Built	Diff	%	
West Side	25	0.438	0.398	-0.040	-9%	0.438	0.416	-0.022	-5%	0.438	0.430	-0.008	-2%	0.438	0.426	-0.012	-3%
	20	0.438	0.426	-0.012	-3%	0.438	0.412	-0.026	-6%	0.438	0.402	-0.036	-8%	0.438	0.378	-0.060	-14%
	15	0.500	0.410	-0.090	-18%	0.500	0.482	-0.018	-4%	0.500	0.458	-0.042	-8%	0.500	0.422	-0.078	-16%
	10	0.500		-0.500	-100%	0.500		-0.500	-100%	0.500		-0.500	-100%	0.500		-0.500	-100%
	5	0.500		-0.500	-100%	0.500		-0.500	-100%	0.500		-0.500	-100%	0.500		-0.500	-100%
CL	0	0.500		-0.500	-100%	0.500		-0.500	-100%	0.500		-0.500	-100%	0.500		-0.500	-100%
East Side	5	0.500		-0.500	-100%	0.500		-0.500	-100%	0.500		-0.500	-100%	0.500		-0.500	-100%
	10	0.500		-0.500	-100%	0.500		-0.500	-100%	0.500		-0.500	-100%	0.500		-0.500	-100%
	15	0.500	0.438	-0.062	-12%	0.500	0.406	-0.094	-19%	0.500	0.494	-0.006	-1%	0.500	0.420	-0.080	-16%
	20	0.438	0.422	-0.016	-4%	0.438	0.420	-0.018	-4%	0.438	0.438	0.000	0%	0.438	0.436	-0.002	0%
	25	0.438	0.430	-0.008	-2%	0.438	0.368	-0.070	-16%	0.438	0.418	-0.020	-5%	0.438	0.408	-0.030	-7%

< 15%
 15% to 25%
 25% to 50%
 ~~50%~~

No readings taken along center belts


	Feet	400				405				410				415			
	Belt	Built	81	Diff	%	Built	82	Diff	%	Built	83	Diff	%	Built	84	Diff	%
West Side	25	0.438	0.408	-0.030	-7%	0.438	0.372	-0.066	-15%	0.438	0.396	-0.042	-10%	0.438	0.378	-0.060	-14%
	20	0.438	0.412	-0.026	-6%	0.438	0.394	-0.044	-10%	0.438	0.342	-0.096	-22%	0.438	0.374	-0.064	-15%
	15	0.500	0.496	-0.004	-1%	0.500	0.484	-0.016	-3%	0.500	0.498	-0.002	0%	0.500	0.490	-0.010	-2%
	10	0.500		-0.500	-100%	0.500		-0.500	-100%	0.500		-0.500	-100%	0.500		-0.500	-100%
	5	0.500		-0.500	-100%	0.500		-0.500	-100%	0.500		-0.500	-100%	0.500		-0.500	-100%
CF	0	0.500		-0.500	-100%	0.500		-0.500	-100%	0.500		-0.500	-100%	0.500		-0.500	-100%
East Side	5	0.500		-0.500	-100%	0.500		-0.500	-100%	0.500		-0.500	-100%	0.500		-0.500	-100%
	10	0.500		-0.500	-100%	0.500		-0.500	-100%	0.500		-0.500	-100%	0.500		-0.500	-100%
	15	0.500	0.350	-0.150	-30%	0.500	0.366	-0.134	-27%	0.500	0.346	-0.154	-31%	0.500	0.338	-0.162	-32%
	20	0.438	0.328	-0.110	-25%	0.438	0.334	-0.104	-24%	0.438	0.282	-0.156	-36%	0.438	0.310	-0.128	-29%
	25	0.438	0.340	-0.098	-22%	0.438	0.334	-0.104	-24%	0.438	0.330	-0.108	-25%	0.438	0.362	-0.076	-17%

<South

North>

	Feet	420				425				430				435			
	Belt	Built	85	Diff	%	Built	86	Diff	%	Built	87	Diff	%	Built	88	Diff	%
West Side	25	0.438	0.366	-0.072	-16%	0.438	0.366	-0.072	-16%	0.438	0.378	-0.060	-14%	0.438	0.374	-0.064	-15%
	20	0.438	0.368	-0.070	-16%	0.438	0.388	-0.050	-11%	0.438	0.376	-0.062	-14%	0.438	0.382	-0.056	-13%
	15	0.500	0.482	-0.018	-4%	0.500	0.438	-0.062	-12%	0.500	0.418	-0.082	-16%	0.500	0.454	-0.046	-9%
	10	0.500		-0.500	-100%	0.500		-0.500	-100%	0.500		-0.500	-100%	0.500		-0.500	-100%
	5	0.500		-0.500	-100%	0.500		-0.500	-100%	0.500		-0.500	-100%	0.500		-0.500	-100%
CF	0	0.500		-0.500	-100%	0.500		-0.500	-100%	0.500		-0.500	-100%	0.500		-0.500	-100%
East Side	5	0.500		-0.500	-100%	0.500		-0.500	-100%	0.500		-0.500	-100%	0.500		-0.500	-100%
	10	0.500		-0.500	-100%	0.500		-0.500	-100%	0.500		-0.500	-100%	0.500		-0.500	-100%
	15	0.500	0.368	-0.132	-26%	0.500	0.430	-0.070	-14%	0.500	0.362	-0.138	-28%	0.500	0.352	-0.148	-30%
	20	0.438	0.304	-0.134	-31%	0.438	0.314	-0.124	-28%	0.438	0.324	-0.114	-26%	0.438	0.346	-0.092	-21%
25	0.438	0.382	-0.056	-13%	0.438	0.318	-0.120	-27%	0.438	0.318	-0.120	-27%	0.438	0.410	-0.028	-6%	

 < 15%

 15% to 25%

 25% to 50%

 > 50%

No readings taken along center belts

	Feet	440				445				450				455			
	Belt	Built	89	Diff	%	Built	90	Diff	%	Built	91	Diff	%	Built	92	Diff	%
West Side	25	0.438	0.386	-0.052	-12%	0.438	0.328	-0.110	-25%	0.438	0.318	-0.120	-27%	0.438	0.308	-0.130	-30%
	20	0.438	0.410	-0.028	-6%	0.438	0.368	-0.070	-16%	0.438	0.356	-0.082	-19%	0.438	0.350	-0.088	-20%
	15	0.500	0.440	-0.060	-12%	0.500	0.444	-0.056	-11%	0.500	0.458	-0.042	-8%	0.500	0.478	-0.022	-4%
	10	0.500		-0.500	-100%	0.500		-0.500	-100%	0.500		-0.500	-100%	0.500		-0.500	-100%
	5	0.500		-0.500	-100%	0.500		-0.500	-100%	0.500		-0.500	-100%	0.500		-0.500	-100%
CL	0	0.500		-0.500	-100%	0.500		-0.500	-100%	0.500		-0.500	-100%	0.500		-0.500	-100%
East Side	5	0.500		-0.500	-100%	0.500		-0.500	-100%	0.500		-0.500	-100%	0.500		-0.500	-100%
	10	0.500		-0.500	-100%	0.500		-0.500	-100%	0.500		-0.500	-100%	0.500		-0.500	-100%
	15	0.500	0.370	-0.130	-26%	0.500	0.336	-0.164	-33%	0.500	0.342	-0.158	-32%	0.500	0.338	-0.162	-32%
	20	0.438	0.340	-0.098	-22%	0.438	0.318	-0.120	-27%	0.438	0.312	-0.126	-29%	0.438	0.314	-0.124	-28%
	25	0.438	0.374	-0.064	-15%	0.438	0.342	-0.096	-22%	0.438	0.372	-0.066	-15%	0.438	0.358	-0.080	-18%

<South

>North

	Feet	460				465				470				475			
	Belt	Built	93	Diff	%	Built	94	Diff	%	Built	95	Diff	%	Built	96	Diff	%
West Side	25	0.438	0.354	-0.084	-19%	0.438	0.322	-0.116	-26%	0.438	0.344	-0.094	-21%	0.438	0.316	-0.122	-28%
	20	0.438	0.390	-0.048	-11%	0.438	0.354	-0.084	-19%	0.438	0.344	-0.094	-21%	0.438	0.366	-0.072	-16%
	15	0.500	0.474	-0.026	-5%	0.500	0.418	-0.082	-16%	0.500	0.410	-0.090	-18%	0.500	0.398	-0.102	-20%
	10	0.500		-0.500	-100%	0.500		-0.500	-100%	0.500		-0.500	-100%	0.500		-0.500	-100%
	5	0.500		-0.500	-100%	0.500		-0.500	-100%	0.500		-0.500	-100%	0.500		-0.500	-100%
CL	0	0.500		-0.500	-100%	0.500		-0.500	-100%	0.500		-0.500	-100%	0.500		-0.500	-100%
East Side	5	0.500		-0.500	-100%	0.500		-0.500	-100%	0.500		-0.500	-100%	0.500		-0.500	-100%
	10	0.500		-0.500	-100%	0.500		-0.500	-100%	0.500		-0.500	-100%	0.500		-0.500	-100%
	15	0.500	0.402	-0.098	-20%	0.500	0.366	-0.134	-27%	0.500	0.402	-0.098	-20%	0.500	0.402	-0.098	-20%
	20	0.438	0.318	-0.120	-27%	0.438	0.304	-0.134	-31%	0.438	0.352	-0.086	-20%	0.438	0.380	-0.058	-13%
	25	0.438	0.370	-0.068	-16%	0.438	0.366	-0.072	-16%	0.438	0.388	-0.050	-11%	0.438	0.306	-0.132	-30%

< 15%
 15% to 25%
 25% to 50%
 > 50%

No readings taken along center belts

	Feet	480				485				490				495			
	Belt	Built	Diff	%	Built	Diff	%	Built	Diff	%	Built	Diff	%	Built	Diff	%	
West Side	25	0.438	0.312	-0.126	-29%	0.438	0.336	-0.102	-23%	0.438	0.354	-0.084	-19%	0.438	0.310	-0.128	-29%
	20	0.438	0.342	-0.096	-22%	0.438	0.304	-0.134	-31%	0.438	0.310	-0.128	-29%	0.438	0.318	-0.120	-27%
	15	0.500	0.434	-0.066	-13%	0.500	0.398	-0.102	-20%	0.500	0.418	-0.082	-16%	0.500	0.406	-0.094	-19%
	10	0.500		-0.500	-100%	0.500		-0.500	-100%	0.500		-0.500	-100%	0.500		-0.500	-100%
	5	0.500		-0.500	-100%	0.500		-0.500	-100%	0.500		-0.500	-100%	0.500		-0.500	-100%
CF	0	0.500		-0.500	-100%	0.500		-0.500	-100%	0.500		-0.500	-100%	0.500		-0.500	-100%
East Side	5	0.500		-0.500	-100%	0.500		-0.500	-100%	0.500		-0.500	-100%	0.500		-0.500	-100%
	10	0.500		-0.500	-100%	0.500		-0.500	-100%	0.500		-0.500	-100%	0.500		-0.500	-100%
	15	0.500	0.398	-0.102	-20%	0.500	0.396	-0.104	-21%	0.500	0.402	-0.098	-20%	0.500	0.322	-0.178	-36%
	20	0.438	0.338	-0.100	-23%	0.438	0.376	-0.062	-14%	0.438	0.386	-0.052	-12%	0.438	0.350	-0.088	-20%
	25	0.438	0.318	-0.120	-27%	0.438	0.378	-0.060	-14%	0.438	0.394	-0.044	-10%	0.438	0.380	-0.058	-13%


<South

North>

	Feet	500				505				510				515			
	Belt	Built	Diff	%	Built	Diff	%	Built	Diff	%	Built	Diff	%	Built	Diff	%	
West Side	25	0.438	0.378	-0.060	-14%	0.438	0.372	-0.066	-15%	0.438	0.384	-0.054	-12%	0.438	0.338	-0.100	-23%
	20	0.438	0.350	-0.088	-20%	0.438	0.334	-0.104	-24%	0.438	0.314	-0.124	-28%	0.438	0.326	-0.112	-26%
	15	0.500	0.322	-0.178	-36%	0.500	0.346	-0.154	-31%	0.500	0.326	-0.174	-35%	0.500	0.348	-0.152	-30%
	10	0.500		-0.500	-100%	0.500		-0.500	-100%	0.500		-0.500	-100%	0.500		-0.500	-100%
	5	0.500		-0.500	-100%	0.500		-0.500	-100%	0.500		-0.500	-100%	0.500		-0.500	-100%
CF	0	0.500		-0.500	-100%	0.500		-0.500	-100%	0.500		-0.500	-100%	0.500		-0.500	-100%
East Side	5	0.500		-0.500	-100%	0.500		-0.500	-100%	0.500		-0.500	-100%	0.500		-0.500	-100%
	10	0.500		-0.500	-100%	0.500		-0.500	-100%	0.500		-0.500	-100%	0.500		-0.500	-100%
	15	0.500	0.414	-0.086	-17%	0.500	0.432	-0.068	-14%	0.500	0.446	-0.054	-11%	0.500	0.338	-0.162	-32%
	20	0.438	0.418	-0.020	-5%	0.438	0.284	-0.154	-35%	0.438	0.284	-0.154	-35%	0.438	0.330	-0.108	-25%
	25	0.438	0.314	-0.124	-28%	0.438	0.382	-0.056	-13%	0.438	0.350	-0.088	-20%	0.438	0.318	-0.120	-27%

 < 15%

 15% to 25%

 25% to 50%

 ~~-50%~~

No readings taken along center belts

	Feet	520				525				530				535			
	Belt	Built	105	Diff	%	Built	106	Diff	%	Built	107	Diff	%	Built	108	Diff	%
West Side	25	0.438	0.324	-0.114	-26%	0.438	0.350	-0.088	-20%	0.438	0.322	-0.116	-26%	0.438	0.376	-0.062	-14%
	20	0.438	0.336	-0.102	-23%	0.438	0.338	-0.100	-23%	0.438	0.388	-0.050	-11%	0.438	0.350	-0.088	-20%
	15	0.500	0.350	-0.150	-30%	0.500	0.368	-0.132	-26%	0.500	0.386	-0.114	-23%	0.500	0.372	-0.128	-26%
	10	0.500		-0.500	-100%	0.500		-0.500	-100%	0.500		-0.500	-100%	0.500		-0.500	-100%
	5	0.500		-0.500	-100%	0.500		-0.500	-100%	0.500		-0.500	-100%	0.500		-0.500	-100%
CF	0	0.500		-0.500	-100%	0.500		-0.500	-100%	0.500		-0.500	-100%	0.500		-0.500	-100%
East Side	5	0.500		-0.500	-100%	0.500		-0.500	-100%	0.500		-0.500	-100%	0.500		-0.500	-100%
	10	0.500		-0.500	-100%	0.500		-0.500	-100%	0.500		-0.500	-100%	0.500		-0.500	-100%
	15	0.500	0.398	-0.102	-20%	0.500	0.360	-0.140	-28%	0.500	0.376	-0.124	-25%	0.500	0.370	-0.130	-26%
	20	0.438	0.338	-0.100	-23%	0.438	0.328	-0.110	-25%	0.438	0.334	-0.104	-24%	0.438	0.338	-0.100	-23%
	25	0.438	0.310	-0.128	-29%	0.438	0.318	-0.120	-27%	0.438	0.360	-0.078	-18%	0.438	0.306	-0.132	-30%

<South

North>

	Feet	540				545				550				555			
	Belt	Built	109	Diff	%	Built	110	Diff	%	Built	111	Diff	%	Built	112	Diff	%
West Side	25	0.438	0.358	-0.080	-18%	0.438	0.312	-0.126	-29%	0.438	0.364	-0.074	-17%	0.438	0.354	-0.084	-19%
	20	0.438	0.334	-0.104	-24%	0.438	0.338	-0.100	-23%	0.438	0.358	-0.080	-18%	0.438	0.382	-0.056	-13%
	15	0.500	0.394	-0.106	-21%	0.500	0.410	-0.090	-18%	0.500	0.310	-0.190	-38%	0.500	0.394	-0.106	-21%
	10	0.500		-0.500	-100%	0.500		-0.500	-100%	0.500		-0.500	-100%	0.500		-0.500	-100%
	5	0.500		-0.500	-100%	0.500		-0.500	-100%	0.500		-0.500	-100%	0.500		-0.500	-100%
CF	0	0.500		-0.500	-100%	0.500		-0.500	-100%	0.500		-0.500	-100%	0.500		-0.500	-100%
East Side	5	0.500		-0.500	-100%	0.500		-0.500	-100%	0.500		-0.500	-100%	0.500		-0.500	-100%
	10	0.500		-0.500	-100%	0.500		-0.500	-100%	0.500		-0.500	-100%	0.500		-0.500	-100%
	15	0.500	0.328	-0.172	-34%	0.500	0.318	-0.182	-36%	0.500	0.420	-0.080	-16%	0.500	0.390	-0.110	-22%
	20	0.438	0.336	-0.102	-23%	0.438	0.428	-0.010	-2%	0.438	0.336	-0.102	-23%	0.438	0.340	-0.098	-22%
	25	0.438	0.320	-0.118	-27%	0.438	0.334	-0.104	-24%	0.438	0.374	-0.064	-15%	0.438	0.314	-0.124	-28%



< 15%



15% to 25%



25% to 50%



> 50%

No readings taken along center belts


	Feet	560				565				570				575			
	Belt	Built	Diff	%	Built	Diff	%	Built	Diff	%	Built	Diff	%	Built	Diff	%	
West Side	25	0.438	0.358	-0.080	-18%	0.438	0.358	-0.080	-18%	0.438	0.420	-0.018	-4%	0.438	0.376	-0.062	-14%
	20	0.438	0.342	-0.096	-22%	0.438	0.376	-0.062	-14%	0.438	0.416	-0.022	-5%	0.438	0.394	-0.044	-10%
	15	0.500	0.326	-0.174	-35%	0.500	0.428	-0.072	-14%	0.500	0.482	-0.018	-4%	0.500	0.450	-0.050	-10%
	10	0.500		-0.500	-100%	0.500		-0.500	-100%	0.500		-0.500	-100%	0.500		-0.500	-100%
	5	0.500		-0.500	-100%	0.500		-0.500	-100%	0.500		-0.500	-100%	0.500		-0.500	-100%
CF	0	0.500		-0.500	-100%	0.500		-0.500	-100%	0.500		-0.500	-100%	0.500		-0.500	-100%
East Side	5	0.500		-0.500	-100%	0.500		-0.500	-100%	0.500		-0.500	-100%	0.500		-0.500	-100%
	10	0.500		-0.500	-100%	0.500		-0.500	-100%	0.500		-0.500	-100%	0.500		-0.500	-100%
	15	0.500	0.386	-0.114	-23%	0.500	0.408	-0.092	-18%	0.500	0.354	-0.146	-29%	0.500	0.310	-0.190	-38%
	20	0.438	0.350	-0.088	-20%	0.438	0.226	-0.212	-48%	0.438	0.358	-0.080	-18%	0.438	0.334	-0.104	-24%
	25	0.438	0.342	-0.096	-22%	0.438	0.312	-0.126	-29%	0.438	0.314	-0.124	-28%	0.438	0.378	-0.060	-14%

<South

North>

	Feet	580				585				590				595			
	Belt	Built	Diff	%	Built	Diff	%	Built	Diff	%	Built	Diff	%	Built	Diff	%	
West Side	25	0.438	0.368	-0.070	-16%	0.438	0.338	-0.100	-23%	0.438	0.322	-0.116	-26%	0.438	0.338	-0.100	-23%
	20	0.438	0.376	-0.062	-14%	0.438	0.322	-0.116	-26%	0.438	0.382	-0.056	-13%	0.438	0.358	-0.080	-18%
	15	0.500	0.478	-0.022	-4%	0.500	0.400	-0.100	-20%	0.500	0.434	-0.066	-13%	0.500	0.396	-0.104	-21%
	10	0.500		-0.500	-100%	0.500		-0.500	-100%	0.500		-0.500	-100%	0.500		-0.500	-100%
	5	0.500		-0.500	-100%	0.500		-0.500	-100%	0.500		-0.500	-100%	0.500		-0.500	-100%
CF	0	0.500		-0.500	-100%	0.500		-0.500	-100%	0.500		-0.500	-100%	0.500		-0.500	-100%
East Side	5	0.500		-0.500	-100%	0.500		-0.500	-100%	0.500		-0.500	-100%	0.500		-0.500	-100%
	10	0.500		-0.500	-100%	0.500		-0.500	-100%	0.500		-0.500	-100%	0.500		-0.500	-100%
	15	0.500	0.330	-0.170	-34%	0.500	0.384	-0.116	-23%	0.500	0.334	-0.166	-33%	0.500	0.312	-0.188	-38%
	20	0.438	0.318	-0.120	-27%	0.438	0.308	-0.130	-30%	0.438	0.382	-0.056	-13%	0.438	0.338	-0.100	-23%
	25	0.438	0.314	-0.124	-28%	0.438	0.338	-0.100	-23%	0.438	0.370	-0.068	-16%	0.438	0.326	-0.112	-26%

 < 15%

 15% to 25%

 25% to 50%

 ~~50%~~

No readings taken along center belts


	Feet	600				605				610				615			
	Belt	Built	121	Diff	%	Built	122	Diff	%	Built	123	Diff	%	Built	124	Diff	%
West Side	25	0.438	0.338	-0.100	-23%	0.438	0.336	-0.102	-23%	0.438	0.358	-0.080	-18%	0.438	0.326	-0.112	-26%
	20	0.438	0.358	-0.080	-18%	0.438	0.346	-0.092	-21%	0.438	0.314	-0.124	-28%	0.438	0.382	-0.056	-13%
	15	0.500	0.334	-0.166	-33%	0.500	0.326	-0.174	-35%	0.500	0.320	-0.180	-36%	0.500	0.320	-0.180	-36%
	10	0.500		-0.500	-100%	0.500		-0.500	-100%	0.500		-0.500	-100%	0.500		-0.500	-100%
	5	0.500		-0.500	-100%	0.500		-0.500	-100%	0.500		-0.500	-100%	0.500		-0.500	-100%
CF	0	0.500		-0.500	-100%	0.500		-0.500	-100%	0.500		-0.500	-100%	0.500		-0.500	-100%
East Side	5	0.500		-0.500	-100%	0.500		-0.500	-100%	0.500		-0.500	-100%	0.500		-0.500	-100%
	10	0.500		-0.500	-100%	0.500		-0.500	-100%	0.500		-0.500	-100%	0.500		-0.500	-100%
	15	0.500	0.334	-0.166	-33%	0.500	0.352	-0.148	-30%	0.500	0.354	-0.146	-29%	0.500	0.390	-0.110	-22%
	20	0.438	0.330	-0.108	-25%	0.438	0.358	-0.080	-18%	0.438	0.310	-0.128	-29%	0.438	0.358	-0.080	-18%
	25	0.438	0.326	-0.112	-26%	0.438	0.318	-0.120	-27%	0.438	0.320	-0.118	-27%	0.438	0.316	-0.122	-28%

<South

North>

	Feet	620				625				630				635			
	Belt	Built	125	Diff	%	Built	126	Diff	%	Built	127	Diff	%	Built	128	Diff	%
West Side	25	0.438	0.350	-0.088	-20%	0.438	0.322	-0.116	-26%	0.438	0.328	-0.110	-25%	0.438	0.372	-0.066	-15%
	20	0.438	0.334	-0.104	-24%	0.438	0.320	-0.118	-27%	0.438	0.330	-0.108	-25%	0.438	0.330	-0.108	-25%
	15	0.500	0.332	-0.168	-34%	0.500	0.322	-0.178	-36%	0.500	0.320	-0.180	-36%	0.500	0.326	-0.174	-35%
	10	0.500		-0.500	-100%	0.500		-0.500	-100%	0.500		-0.500	-100%	0.500		-0.500	-100%
	5	0.500		-0.500	-100%	0.500		-0.500	-100%	0.500		-0.500	-100%	0.500		-0.500	-100%
CF	0	0.500		-0.500	-100%	0.500		-0.500	-100%	0.500		-0.500	-100%	0.500		-0.500	-100%
East Side	5	0.500		-0.500	-100%	0.500		-0.500	-100%	0.500		-0.500	-100%	0.500		-0.500	-100%
	10	0.500		-0.500	-100%	0.500		-0.500	-100%	0.500		-0.500	-100%	0.500		-0.500	-100%
	15	0.500	0.332	-0.168	-34%	0.500	0.328	-0.172	-34%	0.500	0.386	-0.114	-23%	0.500	0.330	-0.170	-34%
	20	0.438	0.340	-0.098	-22%	0.438	0.330	-0.108	-25%	0.438	0.344	-0.094	-21%	0.438	0.366	-0.072	-16%
	25	0.438	0.318	-0.120	-27%	0.438	0.346	-0.092	-21%	0.438	0.352	-0.086	-20%	0.438	0.326	-0.112	-26%

 < 15%

 15% to 25%

 25% to 50%

 > 50%

No readings taken along center belts


	Feet	640				645				650				655			
	Belt	Built	129	Diff	%	Built	130	Diff	%	Built	131	Diff	%	Built	132	Diff	%
West Side	25	0.438	0.322	-0.116	-26%	0.438	0.340	-0.098	-22%	0.438	0.334	-0.104	-24%	0.438	0.336	-0.102	-23%
	20	0.438	0.346	-0.092	-21%	0.438	0.350	-0.088	-20%	0.438	0.376	-0.062	-14%	0.438	0.322	-0.116	-26%
	15	0.500	0.322	-0.178	-36%	0.500	0.388	-0.112	-22%	0.500	0.356	-0.144	-29%	0.500	0.396	-0.104	-21%
	10	0.500		-0.500	-100%	0.500		-0.500	-100%	0.500		-0.500	-100%	0.500		-0.500	-100%
	5	0.500		-0.500	-100%	0.500		-0.500	-100%	0.500		-0.500	-100%	0.500		-0.500	-100%
CF	0	0.500		-0.500	-100%	0.500		-0.500	-100%	0.500		-0.500	-100%	0.500		-0.500	-100%
East Side	5	0.500		-0.500	-100%	0.500		-0.500	-100%	0.500		-0.500	-100%	0.500		-0.500	-100%
	10	0.500		-0.500	-100%	0.500		-0.500	-100%	0.500		-0.500	-100%	0.500		-0.500	-100%
	15	0.500	0.390	-0.110	-22%	0.500	0.358	-0.142	-28%	0.500	0.324	-0.176	-35%	0.500	0.326	-0.174	-35%
	20	0.438	0.330	-0.108	-25%	0.438	0.342	-0.096	-22%	0.438	0.322	-0.116	-26%	0.438	0.366	-0.072	-16%
	25	0.438	0.374	-0.064	-15%	0.438	0.358	-0.080	-18%	0.438	0.332	-0.106	-24%	0.438	0.304	-0.134	-31%

<South

North>

	Feet	660				665				670				675			
	Belt	Built	133	Diff	%	Built	134	Diff	%	Built	135	Diff	%	Built	136	Diff	%
West Side	25	0.438	0.346	-0.092	-21%	0.438	0.350	-0.088	-20%	0.438	0.370	-0.068	-16%	0.438	0.330	-0.108	-25%
	20	0.438	0.318	-0.120	-27%	0.438	0.348	-0.090	-21%	0.438	0.398	-0.040	-9%	0.438	0.368	-0.070	-16%
	15	0.500	0.416	-0.084	-17%	0.500	0.438	-0.062	-12%	0.500	0.458	-0.042	-8%	0.500	0.398	-0.102	-20%
	10	0.500		-0.500	-100%	0.500		-0.500	-100%	0.500		-0.500	-100%	0.500		-0.500	-100%
	5	0.500		-0.500	-100%	0.500		-0.500	-100%	0.500		-0.500	-100%	0.500		-0.500	-100%
CF	0	0.500		-0.500	-100%	0.500		-0.500	-100%	0.500		-0.500	-100%	0.500		-0.500	-100%
East Side	5	0.500		-0.500	-100%	0.500		-0.500	-100%	0.500		-0.500	-100%	0.500		-0.500	-100%
	10	0.500		-0.500	-100%	0.500		-0.500	-100%	0.500		-0.500	-100%	0.500		-0.500	-100%
	15	0.500	0.326	-0.174	-35%	0.500	0.328	-0.172	-34%	0.500	0.336	-0.164	-33%	0.500	0.322	-0.178	-36%
	20	0.438	0.322	-0.116	-26%	0.438	0.338	-0.100	-23%	0.438	0.336	-0.102	-23%	0.438	0.332	-0.106	-24%
	25	0.438	0.370	-0.068	-16%	0.438	0.384	-0.054	-12%	0.438	0.376	-0.062	-14%	0.438	0.326	-0.112	-26%

 < 15%

 15% to 25%

 25% to 50%

 > 50%

No readings taken along center belts

	Feet	680				685				690				695			
	Belt	Built	Diff	%	Built	Diff	%	Built	Diff	%	Built	Diff	%	Built	Diff	%	
West Side	25	0.438	0.354	-0.084	-19%	0.438	0.354	-0.084	-19%	0.438	0.346	-0.092	-21%	0.438	0.378	-0.060	-14%
	20	0.438	0.342	-0.096	-22%	0.438	0.340	-0.098	-22%	0.438	0.334	-0.104	-24%	0.438	0.330	-0.108	-25%
	15	0.500	0.436	-0.064	-13%	0.500	0.398	-0.102	-20%	0.500	0.398	-0.102	-20%	0.500	0.402	-0.098	-20%
	10	0.500		-0.500	-100%	0.500		-0.500	-100%	0.500		-0.500	-100%	0.500		-0.500	-100%
	5	0.500		-0.500	-100%	0.500		-0.500	-100%	0.500		-0.500	-100%	0.500		-0.500	-100%
CF	0	0.500		-0.500	-100%	0.500		-0.500	-100%	0.500		-0.500	-100%	0.500		-0.500	-100%
East Side	5	0.500		-0.500	-100%	0.500		-0.500	-100%	0.500		-0.500	-100%	0.500		-0.500	-100%
	10	0.500		-0.500	-100%	0.500		-0.500	-100%	0.500		-0.500	-100%	0.500		-0.500	-100%
	15	0.500	0.360	-0.140	-28%	0.500	0.332	-0.168	-34%	0.500	0.358	-0.142	-28%	0.500	0.326	-0.174	-35%
	20	0.438	0.342	-0.096	-22%	0.438	0.374	-0.064	-15%	0.438	0.318	-0.120	-27%	0.438	0.372	-0.066	-15%
	25	0.438	0.346	-0.092	-21%	0.438	0.346	-0.092	-21%	0.438	0.383	-0.055	-13%	0.438	0.390	-0.048	-11%

<South

North>

	Feet	700				705				710				715			
	Belt	Built	Diff	%	Built	Diff	%	Built	Diff	%	Built	Diff	%	Built	Diff	%	
West Side	25	0.438	0.318	-0.120	-27%	0.438	0.376	-0.062	-14%	0.438	0.328	-0.110	-25%	0.438	0.368	-0.070	-16%
	20	0.438	0.322	-0.116	-26%	0.438	0.342	-0.096	-22%	0.438	0.338	-0.100	-23%	0.438	0.376	-0.062	-14%
	15	0.500	0.454	-0.046	-9%	0.500	0.450	-0.050	-10%	0.500	0.444	-0.056	-11%	0.500	0.474	-0.026	-5%
	10	0.500		-0.500	-100%	0.500		-0.500	-100%	0.500		-0.500	-100%	0.500		-0.500	-100%
	5	0.500		-0.500	-100%	0.500		-0.500	-100%	0.500		-0.500	-100%	0.500		-0.500	-100%
CF	0	0.500		-0.500	-100%	0.500		-0.500	-100%	0.500		-0.500	-100%	0.500		-0.500	-100%
East Side	5	0.500		-0.500	-100%	0.500		-0.500	-100%	0.500		-0.500	-100%	0.500		-0.500	-100%
	10	0.500		-0.500	-100%	0.500		-0.500	-100%	0.500		-0.500	-100%	0.500		-0.500	-100%
	15	0.500	0.340	-0.160	-32%	0.500	0.396	-0.104	-21%	0.500	0.352	-0.148	-30%	0.500	0.386	-0.114	-23%
	20	0.438	0.392	-0.046	-11%	0.438	0.366	-0.072	-16%	0.438	0.376	-0.062	-14%	0.438	0.384	-0.054	-12%
25	0.438	0.380	-0.058	-13%	0.438	0.372	-0.066	-15%	0.438	0.318	-0.120	-27%	0.438	0.344	-0.094	-21%	

< 15%

15% to 25%

25% to 50%

> 50%

No readings taken along center belts

	Feet	720				725				730				735			
	Belt	Built	145	Diff	%	Built	146	Diff	%	Built	147	Diff	%	Built	148	Diff	%
West Side	25	0.438	0.390	-0.048	-11%	0.438	0.382	-0.056	-13%	0.438	0.334	-0.104	-24%	0.438	0.322	-0.116	-26%
	20	0.438	0.380	-0.058	-13%	0.438	0.362	-0.076	-17%	0.438	0.364	-0.074	-17%	0.438	0.350	-0.088	-20%
	15	0.500	0.444	-0.056	-11%	0.500	0.446	-0.054	-11%	0.500	0.472	-0.028	-6%	0.500	0.402	-0.098	-20%
	10	0.500		-0.500	-100%	0.500		-0.500	-100%	0.500		-0.500	-100%	0.500		-0.500	-100%
	5	0.500		-0.500	-100%	0.500		-0.500	-100%	0.500		-0.500	-100%	0.500		-0.500	-100%
CL	0	0.500		-0.500	-100%	0.500		-0.500	-100%	0.500		-0.500	-100%	0.500		-0.500	-100%
East Side	5	0.500		-0.500	-100%	0.500		-0.500	-100%	0.500		-0.500	-100%	0.500		-0.500	-100%
	10	0.500		-0.500	-100%	0.500		-0.500	-100%	0.500		-0.500	-100%	0.500		-0.500	-100%
	15	0.500	0.374	-0.126	-25%	0.500	0.380	-0.120	-24%	0.500	0.362	-0.138	-28%	0.500	0.346	-0.154	-31%
	20	0.438	0.414	-0.024	-5%	0.438	0.346	-0.092	-21%	0.438	0.346	-0.092	-21%	0.438	0.356	-0.082	-19%
	25	0.438	0.342	-0.096	-22%	0.438	0.316	-0.122	-28%	0.438	0.330	-0.108	-25%	0.438	0.330	-0.108	-25%

<South

North>

	Feet	740				745				750				755			
	Belt	Built	149	Diff	%	Built	150	Diff	%	Built	151	Diff	%	Built	152	Diff	%
West Side	25	0.438	0.386	-0.052	-12%	0.438	0.346	-0.092	-21%	0.438	0.360	-0.078	-18%	0.438	0.318	-0.120	-27%
	20	0.438	0.340	-0.098	-22%	0.438	0.354	-0.084	-19%	0.438	0.300	-0.138	-32%	0.438	0.316	-0.122	-28%
	15	0.500	0.424	-0.076	-15%	0.500	0.396	-0.104	-21%	0.500	0.392	-0.108	-22%	0.500	0.382	-0.118	-24%
	10	0.500		-0.500	-100%	0.500		-0.500	-100%	0.500		-0.500	-100%	0.500		-0.500	-100%
	5	0.500		-0.500	-100%	0.500		-0.500	-100%	0.500		-0.500	-100%	0.500		-0.500	-100%
CL	0	0.500		-0.500	-100%	0.500		-0.500	-100%	0.500		-0.500	-100%	0.500		-0.500	-100%
East Side	5	0.500		-0.500	-100%	0.500		-0.500	-100%	0.500		-0.500	-100%	0.500		-0.500	-100%
	10	0.500		-0.500	-100%	0.500		-0.500	-100%	0.500		-0.500	-100%	0.500		-0.500	-100%
	15	0.500	0.410	-0.090	-18%	0.500	0.356	-0.144	-29%	0.500	0.338	-0.162	-32%	0.500	0.432	-0.068	-14%
	20	0.438	0.346	-0.092	-21%	0.438	0.384	-0.054	-12%	0.438	0.302	-0.136	-31%	0.438	0.330	-0.108	-25%
	25	0.438	0.394	-0.044	-10%	0.438	0.410	-0.028	-6%	0.438	0.392	-0.046	-11%	0.438	0.382	-0.056	-13%

< 15%

15% to 25%

25% to 50%

-100%

No readings taken along center belts

	Feet	760				765				770				775			
	Belt	Built	153	Diff	%	Built	154	Diff	%	Built	155	Diff	%	Built	156	Diff	%
West Side	25	0.438	0.322	-0.116	-26%	0.438	0.388	-0.050	-11%	0.438	0.338	-0.100	-23%	0.438	0.330	-0.108	-25%
	20	0.438	0.340	-0.098	-22%	0.438	0.398	-0.040	-9%	0.438	0.354	-0.084	-19%	0.438	0.338	-0.100	-23%
	15	0.500	0.382	-0.118	-24%	0.500	0.324	-0.176	-35%	0.500	0.330	-0.170	-34%	0.500	0.344	-0.156	-31%
	10	0.500		-0.500	-100%	0.500		-0.500	-100%	0.500		-0.500	-100%	0.500		-0.500	-100%
	5	0.500		-0.500	-100%	0.500		-0.500	-100%	0.500		-0.500	-100%	0.500		-0.500	-100%
CF	0	0.500		-0.500	-100%	0.500		-0.500	-100%	0.500		-0.500	-100%	0.500		-0.500	-100%
East Side	5	0.500		-0.500	-100%	0.500		-0.500	-100%	0.500		-0.500	-100%	0.500		-0.500	-100%
	10	0.500		-0.500	-100%	0.500		-0.500	-100%	0.500		-0.500	-100%	0.500		-0.500	-100%
	15	0.500	0.406	-0.094	-19%	0.500	0.406	-0.094	-19%	0.500	0.388	-0.112	-22%	0.500	0.462	-0.038	-8%
	20	0.438	0.382	-0.056	-13%	0.438	0.384	-0.054	-12%	0.438	0.362	-0.076	-17%	0.438	0.334	-0.104	-24%
	25	0.438	0.358	-0.080	-18%	0.438	0.374	-0.064	-15%	0.438	0.372	-0.066	-15%	0.438	0.356	-0.082	-19%

<South

North>

	Feet	780				785				790				795			
	Belt	Built	157	Diff	%	Built	158	Diff	%	Built	159	Diff	%	Built	160	Diff	%
West Side	25	0.438	0.372	-0.066	-15%	0.438	0.358	-0.080	-18%	0.438	0.338	-0.100	-23%	0.438	0.350	-0.088	-20%
	20	0.438	0.352	-0.086	-20%	0.438	0.378	-0.060	-14%	0.438	0.350	-0.088	-20%	0.438	0.328	-0.110	-25%
	15	0.500	0.350	-0.150	-30%	0.500	0.416	-0.084	-17%	0.500	0.394	-0.106	-21%	0.500	0.442	-0.058	-12%
	10	0.500		-0.500	-100%	0.500		-0.500	-100%	0.500		-0.500	-100%	0.500		-0.500	-100%
	5	0.500		-0.500	-100%	0.500		-0.500	-100%	0.500		-0.500	-100%	0.500		-0.500	-100%
CF	0	0.500		-0.500	-100%	0.500		-0.500	-100%	0.500		-0.500	-100%	0.500		-0.500	-100%
East Side	5	0.500		-0.500	-100%	0.500		-0.500	-100%	0.500		-0.500	-100%	0.500		-0.500	-100%
	10	0.500		-0.500	-100%	0.500		-0.500	-100%	0.500		-0.500	-100%	0.500		-0.500	-100%
	15	0.500	0.354	-0.146	-29%	0.500	0.378	-0.122	-24%	0.500	0.310	-0.190	-38%	0.500	0.328	-0.172	-34%
	20	0.438	0.332	-0.106	-24%	0.438	0.348	-0.090	-21%	0.438	0.378	-0.060	-14%	0.438	0.362	-0.076	-17%
	25	0.438	0.346	-0.092	-21%	0.438	0.366	-0.072	-16%	0.438	0.369	-0.069	-16%	0.438	0.382	-0.056	-13%

< 15%

15% to 25%

25% to 50%

> 50%

No readings taken along center belts