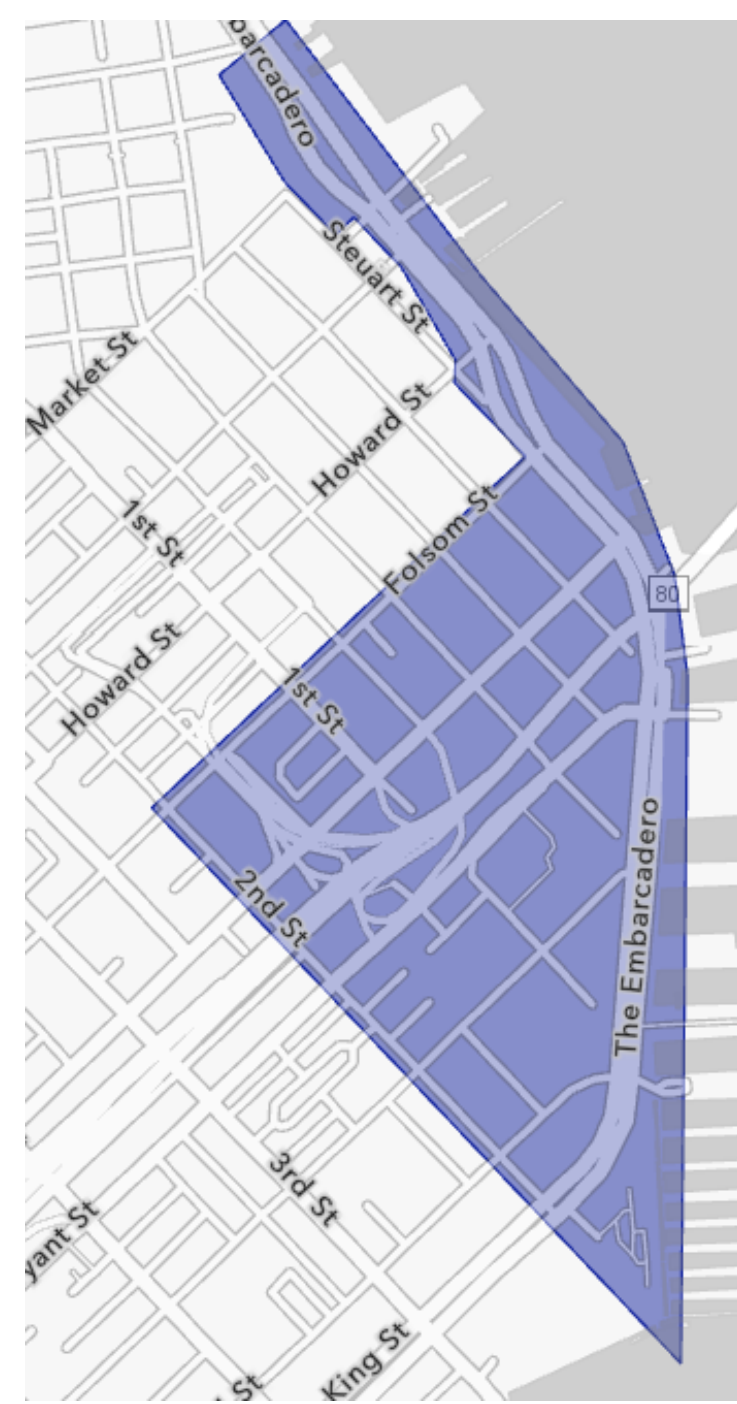
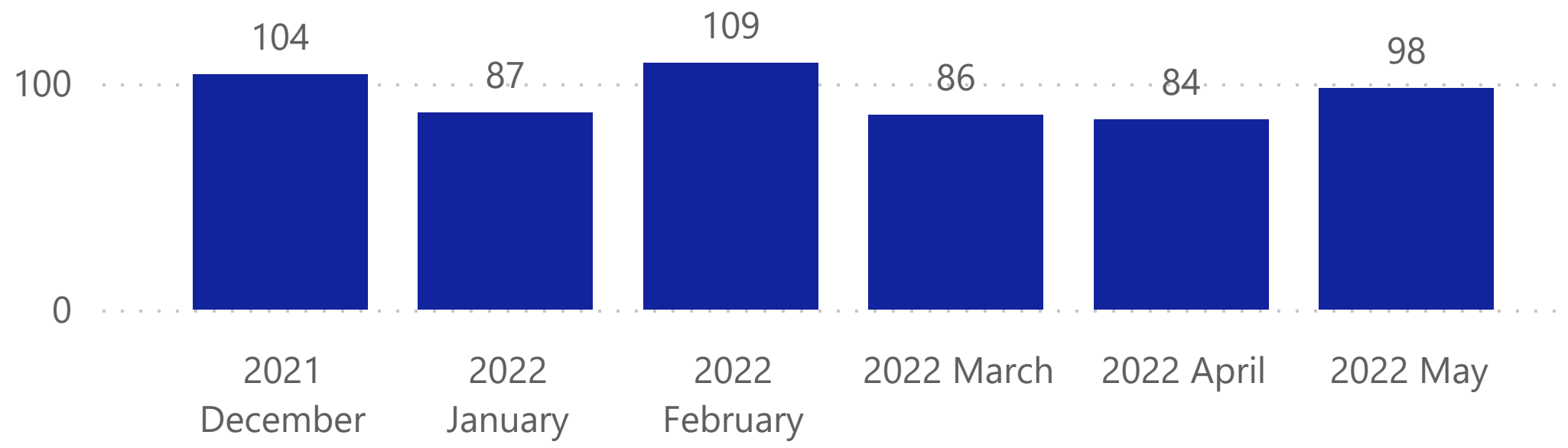


Police Incidents within the Safety Zone

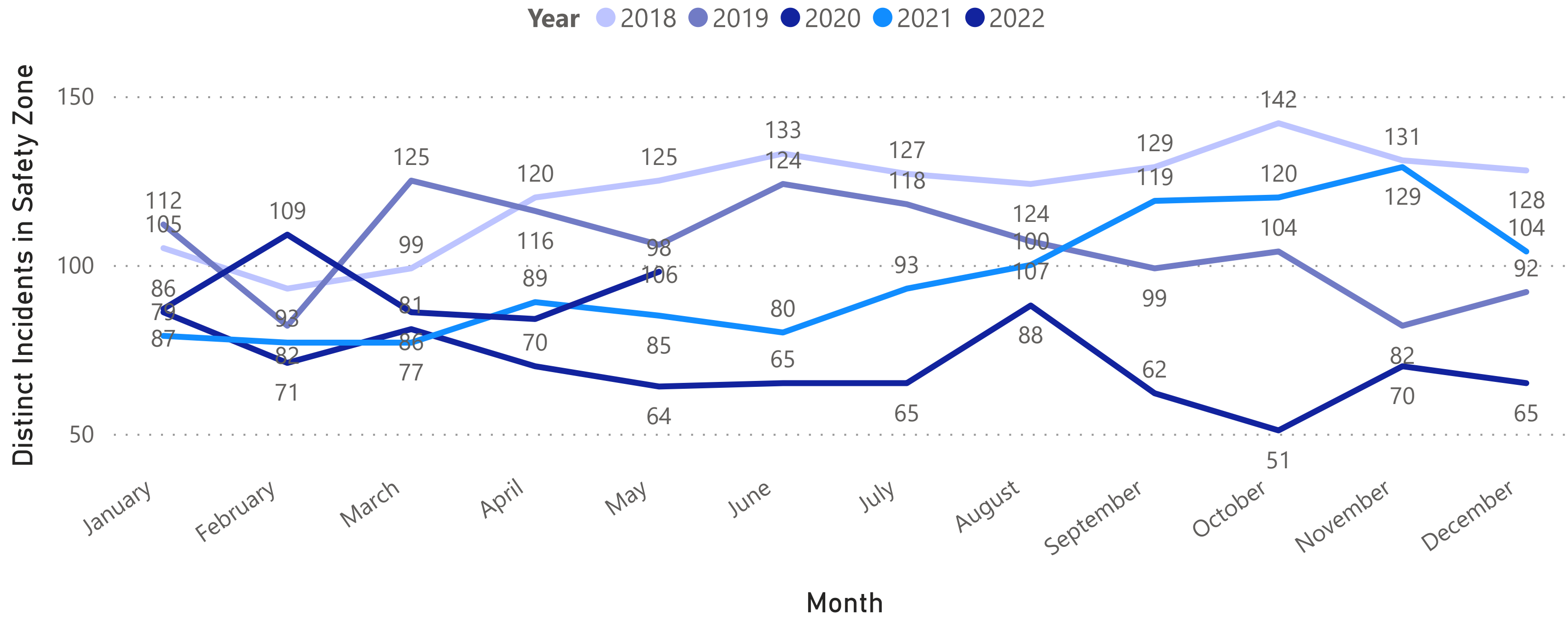
The data shown below is public police incident data from the Open Data Portal here: <https://data.sfgov.org/Public-Safety/Police-Department-Incident-Reports-2018-to-Present/wg3w-h783>. Incidents within the Safety Zone (shown at the right) are presented below.

Note: Data was last updated on 6/24/2022, and data is only shown through the last complete month. Counts for previous months may increase in future reporting, as additional incidents may be added to the database.

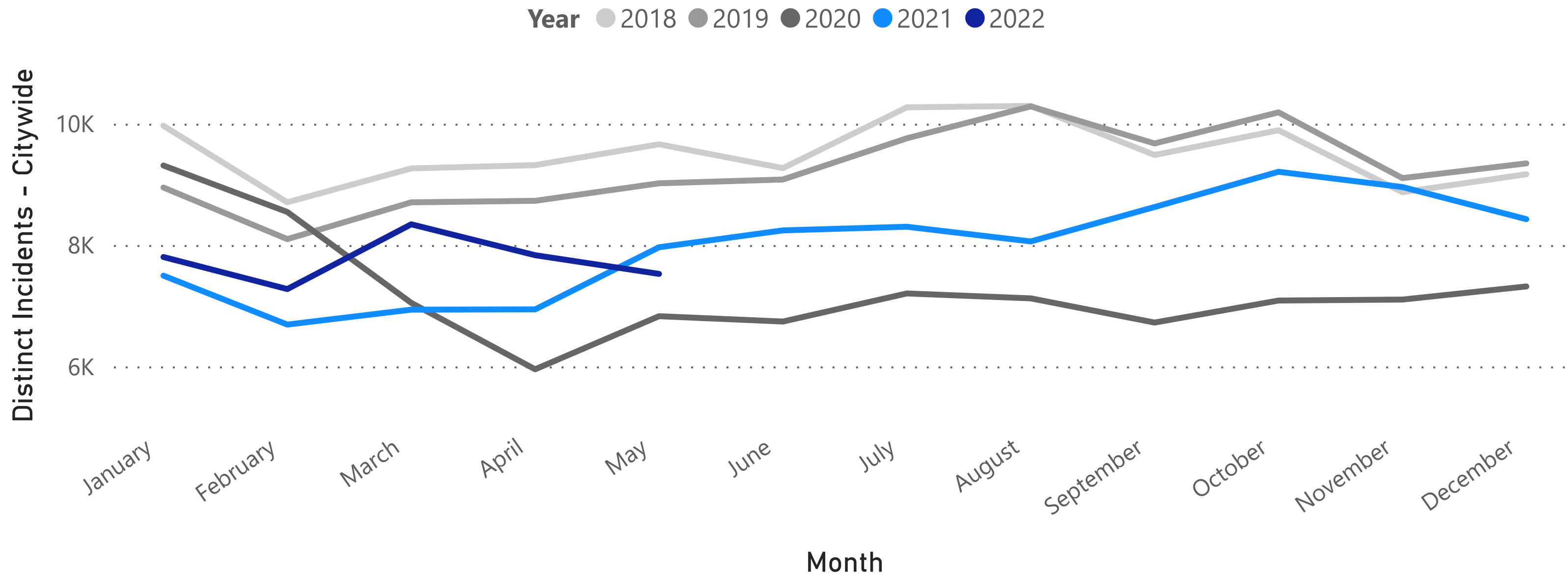
Distinct Incidents in Safety Zone in Last Six Months



Distinct Incidents in Safety Zone by Month and Year

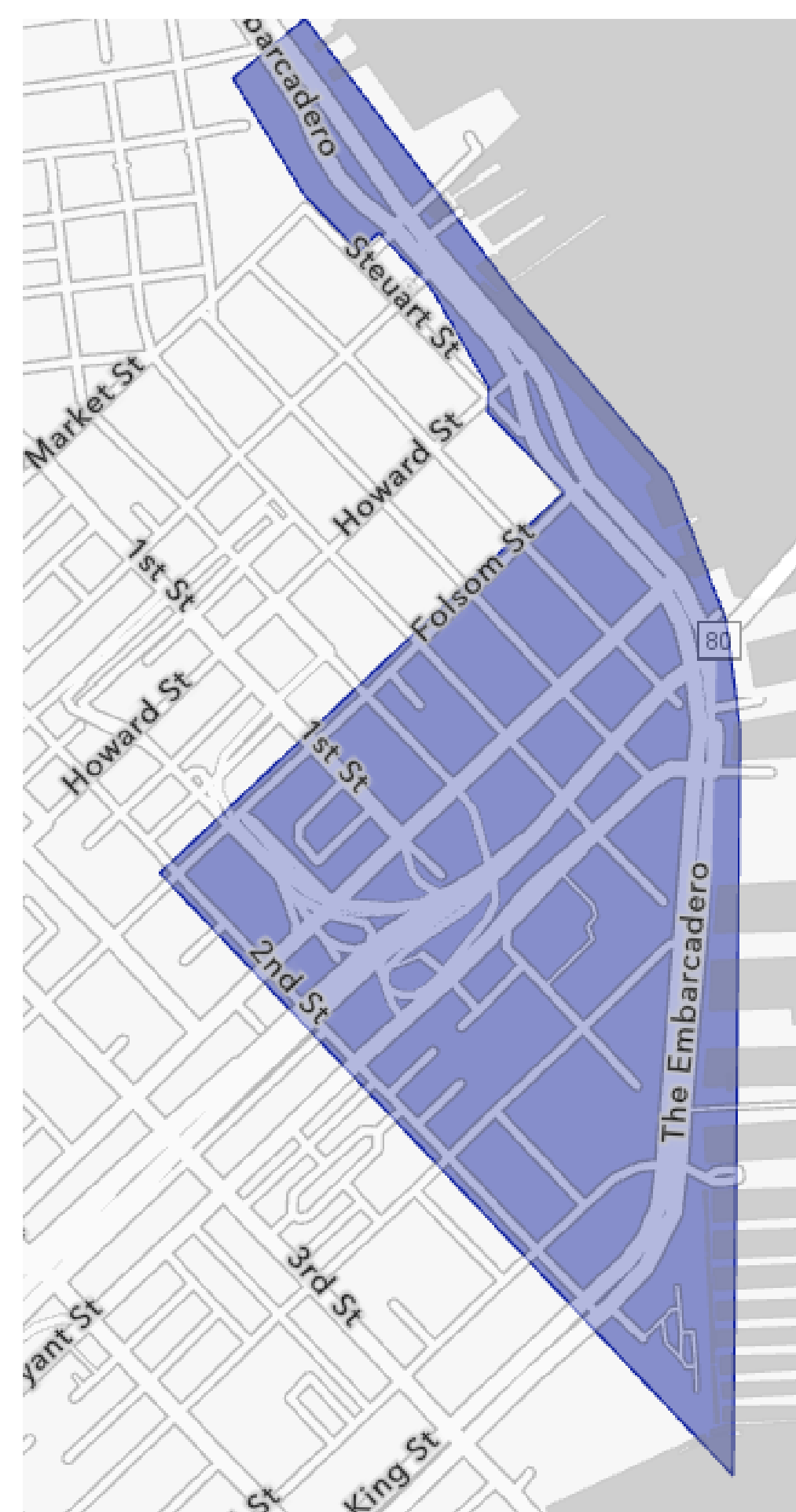


Distinct Incidents - Citywide by Month and Year



Police Incidents in May 2022

Incident Category	Distinct Incidents in Safety Zone	Distinct Incidents - Citywide
Larceny Theft	31	2,748
Malicious Mischief	14	691
Assault	12	605
Burglary	10	515
Non-Criminal	10	579
Other Miscellaneous	7	536
Suspicious Occ	7	224
Motor Vehicle Theft	5	556
Warrant	4	209
Disorderly Conduct	3	144
Fraud	3	292
Offences Against The Family And Children	3	109
	2	11
Missing Person	2	174
Stolen Property	2	44
Drug Offense	1	146
Fire Report	1	19
Lost Property	1	257
Robbery	1	172
Sex Offense	1	10
Vandalism	1	22
Arson		34
Case Closure		24
Civil Sidewalks		1
Courtesy Report		33
Drug Violation		5
Embezzlement		4
Forgery And Counterfeiting		15
Homicide		5
Liquor Laws		1
Miscellaneous Investigation		115
Other		95
Other Offenses		90
Prostitution		6
Rape		3
Recovered Vehicle		424
Suicide		3
Traffic Collision		20
Traffic Violation Arrest		46
Vehicle Impounded		7
Vehicle Misplaced		4
Weapons Carrying Etc		46
Weapons Offense		69
Total	98	7,525



Additional notes: Data provided are distinct incident report counts for the timeframe and geography requested, as aggregated through the publically available incident reports dataset housed by DataSF (link below.) This dataset applies a geo-anonymization technique that places all incidents at a nearest intersection, therefore additional incidents from up to 1 block outside of the noted geographic boundaries may be included in this data. Certain confidential incident reports (for example, restraining order violations, child abuse, and others) may not be included in the data set to protect victims from re-identification. Juvenile data is not included in this dataset per W&I Code Sec 827. Further dataset documentation can be found here: <https://bit.ly/2x7Ta2P>

Data Source: <https://data.sfgov.org/Public-Safety/Police-Department-Incident-Reports-2018-to-Present/wg3w-h783>