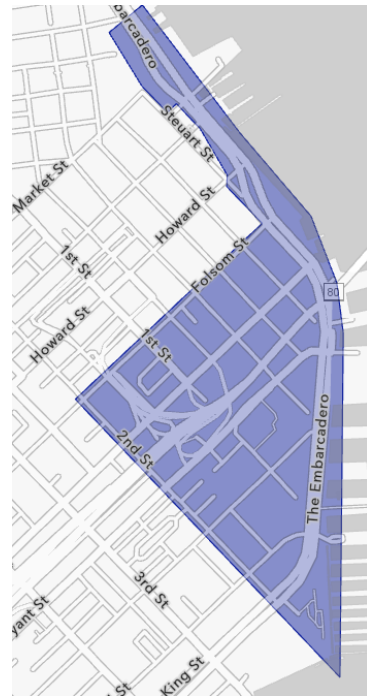
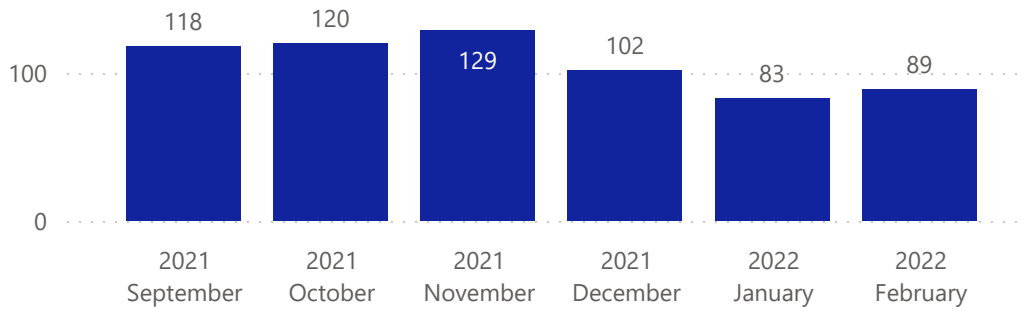


Police Incidents within the Safety Zone

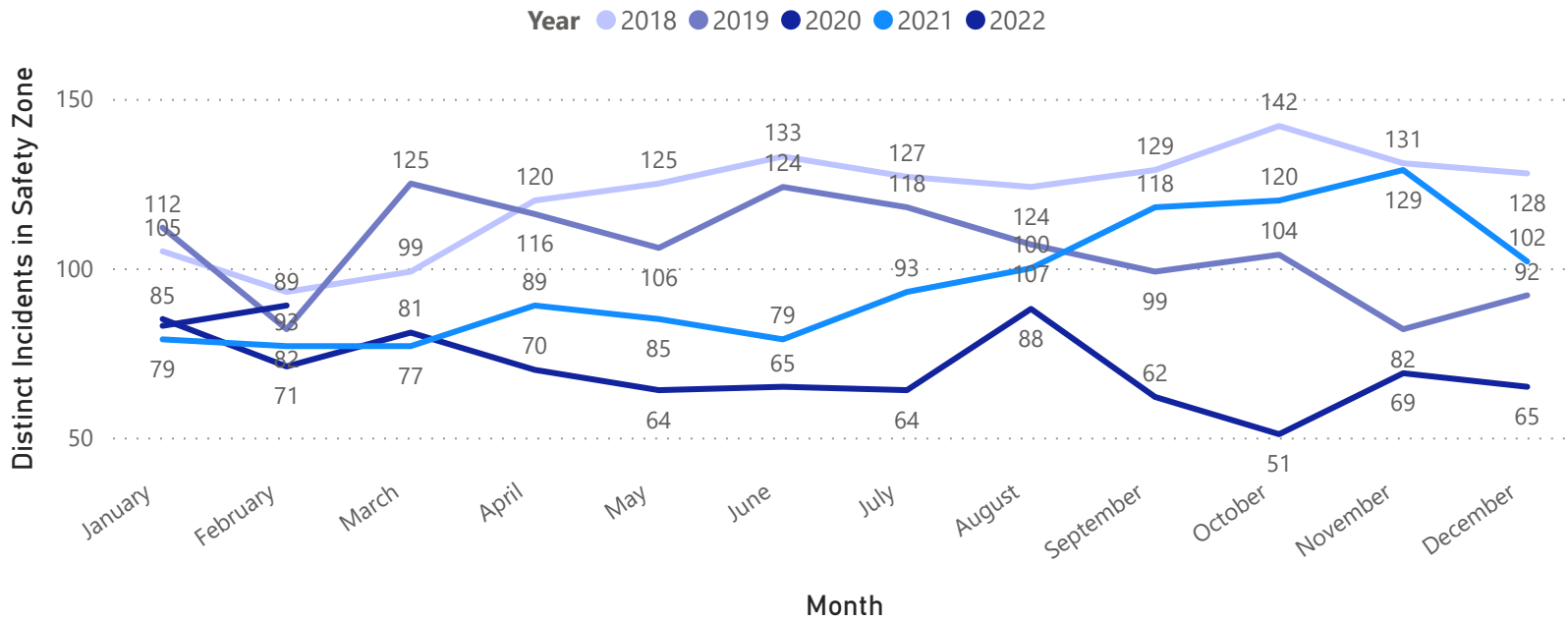
The data shown below is public police incident data from the Open Data Portal here: <https://data.sfgov.org/Public-Safety/Police-Department-Incident-Reports-2018-to-Present/wg3w-h783>. Incidents within the Safety Zone (shown at the right) are presented below.

Note: Data was last updated on 3/18/2022, and data is only shown through the last complete month. Counts for previous months may increase in future reporting, as additional incidents may be added to the database.

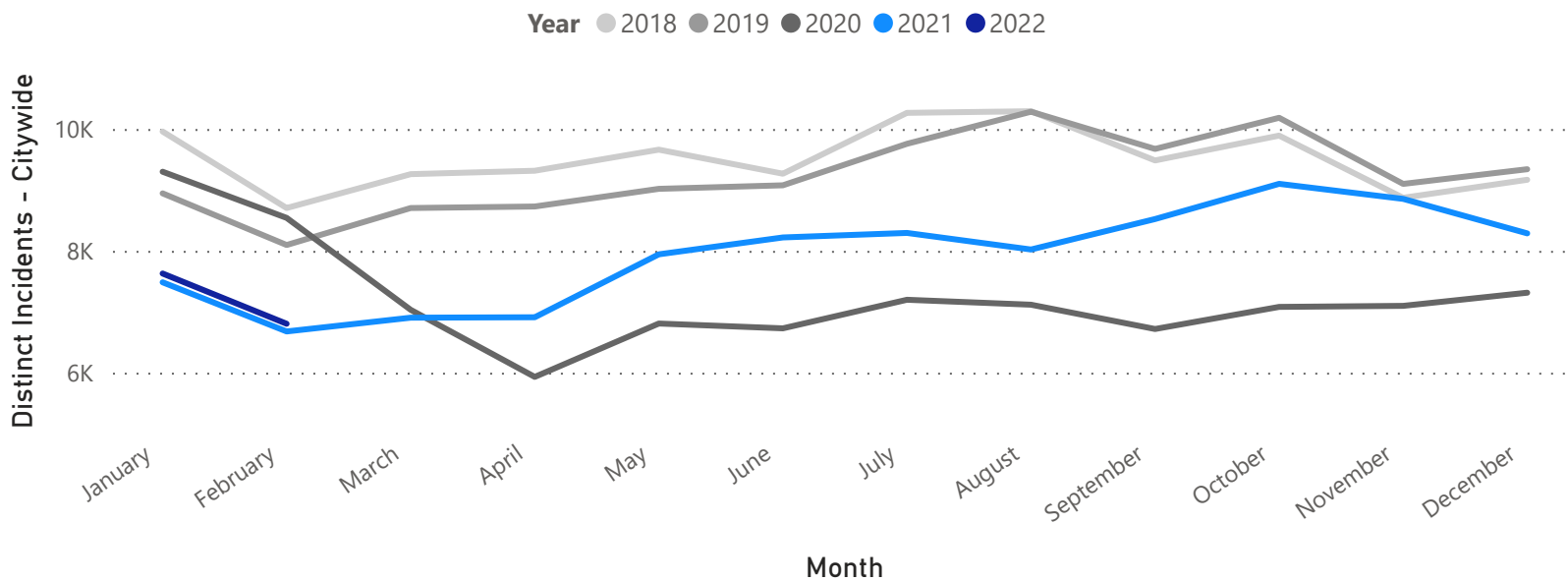
Distinct Incidents in Safety Zone in Last Six Months



Distinct Incidents in Safety Zone by Month and Year

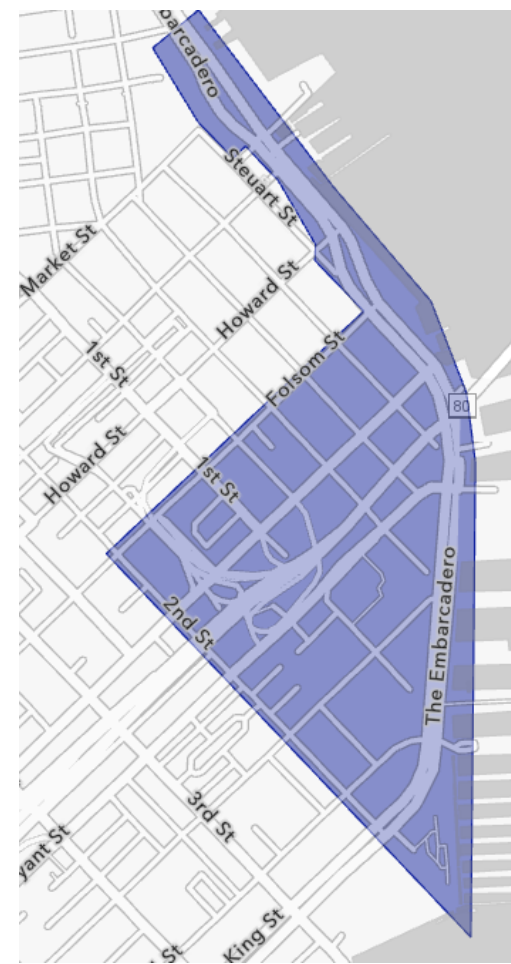


Distinct Incidents - Citywide by Month and Year



Police Incidents in February 2022

Incident Category	Distinct Incidents in Safety Zone	Distinct Incidents - Citywide
Larceny Theft	34	2,523
Malicious Mischief	14	619
Non-Criminal	7	483
Robbery	7	181
Burglary	6	393
Motor Vehicle Theft	6	670
Assault	5	502
Other Miscellaneous	4	450
Missing Person	3	142
Other	3	91
Suspicious Occ	3	184
Disorderly Conduct	2	131
Warrant	2	151
Fraud	1	217
Lost Property	1	197
Miscellaneous Investigation	1	124
Other Offenses	1	54
Vandalism	1	24
Weapons Offense	1	75
		2
Arson		27
Case Closure		9
Civil Sidewalks		2
Courtesy Report		23
Drug Offense		111
Drug Violation		3
Embezzlement		7
Fire Report		21
Forgery And Counterfeiting		19
Motor Vehicle Theft?		1
Offences Against The Family And Children		88
Prostitution		4
Recovered Vehicle		518
Sex Offense		9
Stolen Property		39
Suicide		4
Suspicious		2
Traffic Collision		26
Traffic Violation Arrest		43
Vehicle Impounded		3
Vehicle Misplaced		5
Weapons Carrying Etc		34
Total	89	6,803



Additional notes: Data provided are distinct incident report counts for the timeframe and geography requested, as aggregated through the publically available incident reports dataset housed by DataSF (link below.) This dataset applies a geo-anonymization technique that places all incidents at a nearest intersection, therefore additional incidents from up to 1 block outside of the noted geographic boundaries may be included in this data. Certain confidential incident reports (for example, restraining order violations, child abuse, and others) may not be included in the data set to protect victims from re-identification. Juvenile data is not included in this dataset per W&I Code Sec 827. Further dataset documentation can be found here: <https://bit.ly/2x7Ta2P>

Data Source: <https://data.sfgov.org/Public-Safety/Police-Department-Incident-Reports-2018-to-Present/wg3w-h783>